



MIGRATION YEARBOOK

2025

Contents

1. GENERAL PART	4
2. CITIZENS OF THE REPUBLIC OF LITHUANIA AND MIGRATION OF FOREIGNERS	8
3. PERSONAL DOCUMENTS OF CITIZENS OF THE REPUBLIC OF LITHUANIA	11
4. DOCUMENTS OF EU CITIZENS AND THEIR FAMILY MEMBERS	12
5. E. RESIDENT	19
6. VISAS	20
7. TEMPORARY RESIDENCE PERMITS IN THE REPUBLIC OF LITHUANIA	28
8. LONG-TERM RESIDENT PERMITS OF THE REPUBLIC OF LITHUANIA TO RESIDE IN THE EUROPEAN UNION	47
9. TRAVEL DOCUMENTS ISSUED TO FOREIGNERS	53
10. UKRAINIAN WAR REFUGEES IN THE REPUBLIC OF LITHUANIA	55
11. ASYLUM IN THE REPUBLIC OF LITHUANIA	57
12. CONTROL OF FOREIGNERS	67
13. CITIZENSHIP OF THE REPUBLIC OF LITHUANIA	77
14. THREAT TO NATIONAL SECURITY	91
15. REPRESENTATION IN COURT	93
16. CONSULAR FEES, STAMP DUTY AND FINES	94

LIST OF ABBREVIATIONS AND ACRONYMS USED IN THE PUBLICATION

CAO - Code of Administrative Offences

ID - Identity card

EFTA - European Free Trade Association

EU – European Union

EU temporary residence permit card - a document certifying the right of a family member of a citizen of a Member State of the European Union who is not a citizen of a Member State of the European Union, or of another person who, under the laws of the European Union, enjoys the right to free movement of persons and is not a citizen of a Member State of the European Union, to reside temporarily in the Republic of Lithuania

EU permanent residence permit card - a document certifying the right of a family member of a citizen of a Member State of the European Union who is not a citizen of a Member State of the European Union, or of another person who, under the laws of the European Union, enjoys the right to free movement of persons and is not a citizen of a Member State of the European Union, to reside permanently in the Republic of Lithuania

ESP - External Service Provider

Temporary certificate - a certificate of the right of a citizen of a Member State of the European Union to reside temporarily in the Republic of Lithuania

RP - residence permit

TRP - temporary residence permit in the Republic of Lithuania

LRP - long-term resident permit of the Republic of Lithuania in the European Union (permanent residence permit)

SACL - Supreme Administrative Court of Lithuania

Migration Department - Migration Department under the Ministry of the Interior of the Republic of Lithuania

MIGRIS - Lithuanian Migration Information System

Permanent certificate - a certificate of the right of a citizen of a Member State of the European Union to reside permanently in the Republic of Lithuania

Status certificate - a certificate of an foreigner participating in international operations, exercises and other events, as well as a certificate of a dependent

FTD – Facilitated Transit Document

FRTD – Facilitated Rail Transit Document

LLSF - Law of the Republic of Lithuania “On the Legal Status of Foreigners”

Foreigners’ Registration Centre - Foreigners’ Registration Centre of the State Border Guard Service under the Ministry of the Interior of the Republic of Lithuania

Foreigner - a person who is not a citizen of the Republic of Lithuania, regardless of whether he/she has the citizenship of any other foreign state or has no citizenship

RAC - Regional Administrative Court



1. GENERAL PART

1.1. Number of foreigners residing in the Republic of Lithuania as at 31 December 2025

1.2. Number of foreigners residing in the Republic of Lithuania by citizenship as at 31 December 2025

1.3. Number of foreigners living in the Republic of Lithuania by municipality as at 31 December 2025

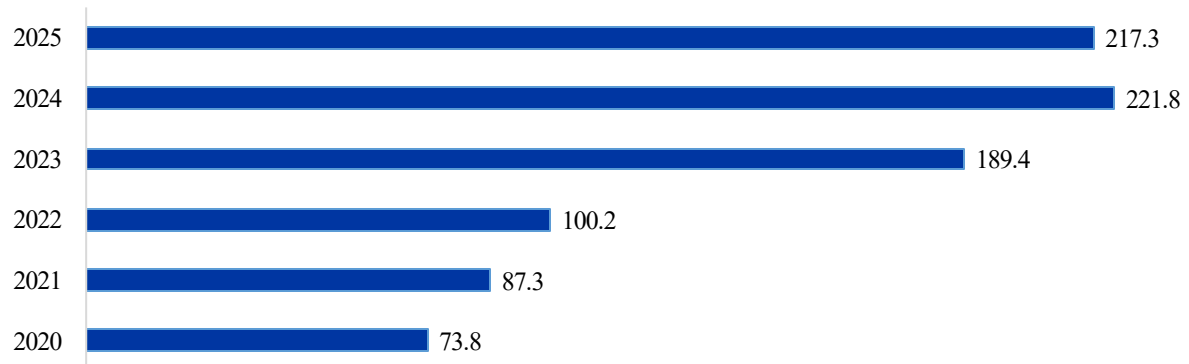


1.1. Number of foreigners residing in the Republic of Lithuania as at 31 December 2025

	2020	2021	2022	2023	2024	2025
The number of residents, among them:	2 795.2	2 806.0	2 860.0	2 886.5	2 897.2	2 890.7
- foreigners	87.3	100.2	189.4	221.8	217.3	217
Foreigners make up the total share of the population, per cent	3.12	3.57	6.62	7.69	7.50	7.50

Sources:

1. Data from the State Data Agency on the number of residents of the Republic of Lithuania.
2. Data from the Population Register and the Register of Foreigners on the number of foreigners in the Republic of Lithuania.

Number of foreigners residing in the Republic of Lithuania as at 31 December 2025 (thousands)**1.2. Number of foreigners residing in the Republic of Lithuania by citizenship as at 31 December 2025**

Citizenship	Number	Citizenship	Number	Citizenship	Number
Afghanistan	329	Guatemala	5	Palestine	8
Albania	64	Guinea	2	Panama	5
Algeria	273	Haiti	1	Paraguay	4
Andorra	2	Honduras	24	Peru	63
Angola	6	Hong Kong	6	Philippines	2 734
Argentina	106	Hungary	96	Poland	969
Armenia	438	Iceland	34	Portugal	235
Australia	111	India	7 908	Romania	660
Austria	51	Indonesia	70	RSA	171
Azerbaijan	4 352	Iran	371	Russia	13 723
Bahrain	2	Iraq	63	Rwanda	14
Bangladesh	1 581	Ireland	182	Saudi Arabia	3
Belarus	50 286	Israel	853	Senegal	7
Belgium	143	Italy	806	Serbia	47
Belize	1	Ivory Coast	7	Seychelles	1

Benin	2	Jamaica	5	Sierra Leone	3
Bolivia	6	Japan	91	Singapore	9
Bosnia and Herzegovina	8	Jordan	39	Slovakia	78
Botswana	4	Kazakhstan	3 233	Slovenia	16
Brazil	191	Kenya	87	Somali	7
Bulgaria	256	Kosovo	10	South Korea	52
Burundi	2	Kyrgyzstan	4 499	South Sudan	9
Butane	1	Laos	2	Spain	469
Cambodia	9	Latvia	1 695	Sri Lanka	382
Cameroon	560	Lebanon	217	St. Christopher	1
Canada	139	Lesotho	1	St. Vincent	1
Cape Verde Islands	3	Liberia	11	Sudan	24
Chile	32	Libya	14	Suriname	1
China	438	Liechtenstein	1	Sweden	415
Colombia	146	Luxembourg	7	Switzerland	36
Comoros	2	Macau	1	Syria	379
Congo	4	Madagascar	7	Taiwan	16
Costa Rica	16	Malawi	4	Tajikistan	6 611
Croatia	57	Malaysia	17	Tanzania	8
Cuba	19	Maldives	4	Thailand	176
Cyprus	55	Mali	4	Togo	4
Czech Republic	47	Malta	35	Trinidad and Tobago	4
Democratic Republic of the Congo	31	Mauritius	6	Tunisia	86
Denmark	162	Mexico	158	Turkey	2 278
Dominican Republic	5	Moldova	1 146	Turkmenistan	69
Dominican Republic	8	Mongolia	15	Uganda	23
Ecuador	23	Montenegro	13	Ukraine	79 868
Egypt	404	Morocco	945	United Kingdom	966
El Salvador	11	Mozambique	6	Uruguay	8
Eritrea	53	Myanmar	5	USA	908
Estonia	249	Namibia	2	Uzbekistan	10 545
Ethiopia	10	Nepal	240	Vanuatu	4
Finland	132	Netherlands	261	Venezuela	77
France	595	New Zealand	29	Vietnam	317
Gambia	5	Nicaragua	4	Yemen	21
Georgia	1 611	Nigeria	860	Zambia	6

Germany	1 141	North Macedonia	33	Zimbabwe	544
Ghana	218	Norway	174	Stateless	2 143
Greece	147	Oman	1	Total	217 067
Grenada	3	Pakistan	2 999		

Source: Data from the Population Register and the Foreigners' Register.

1.3. Number of foreigners living in the Republic of Lithuania by municipality as at 31 December 2025

Municipality	Number of foreigners	Municipality	Number of foreigners
Akmenė District	292	Panevėžys City Municipality	2 043
Alytus City Municipality	1 039	Panevėžys District	361
Alytus District	251	Pasvalys District	193
Anykščiai District	313	Plungė District	651
Birštonas Municipality	66	Prienai District	279
Biržai District	227	Radviliškis District	1 229
Druskininkai Municipality	944	Raseiniai District	351
Elektrėnai Municipality	3 144	Rietavas Municipality	49
Ignalina District	277	Rokiškis District	207
Jonava District	959	Skuodas District	124
Joniškis District	199	Šakiai District	167
Jurbarkas District	2 563	Šalčininkai District	2 762
Kaišiadorys District	328	Šiauliai City Municipality	15 980
Kalvarija Municipality	191	Šiauliai District	433
Kaunas City Municipality	15 089	Šilalė District	137
Kaunas District	5 980	Šilutė District	1 116
Kazlų Rūda Municipality	175	Širvintos District	276
Kėdainiai District	1 163	Švenčionys District	522
Kelmė District	157	Tauragė District	1 899
Klaipėda City Municipality	15 790	Telšiai District	449
Klaipėda District	5 977	Trakai District	2 751
Kretinga District	546	Ukmergė District	2 031
Kupiškis District	181	Utena District	2 005
Lazdijai District	141	Varėna District	235
Marijampolė Municipality	1 905	Vilkaviškis District	435
Mažeikiai District	2 324	Vilnius City Municipality	59 866
Molėtai District	183	Vilnius District	7 549
Neringa	151	Visaginas Municipality	2 358
Pagėgiai Municipality	204	Zarasai District	248
Pakruojis District	162	Total	168 652
Palanga City Municipality	1 025		

Note. The table includes data on foreigners whose place of residence is declared in the Republic of Lithuania. 48 415 foreigners who have not declared their place of residence in the Republic of Lithuania are excluded.



2. CITIZENS OF THE REPUBLIC OF LITHUANIA AND MIGRATION OF FOREIGNERS

[2.1. Number of foreigners who moved abroad by citizenship in 2025](#)

[2.2. Arrival, departure and net international migration of citizens and foreigners of the Republic of Lithuania](#)



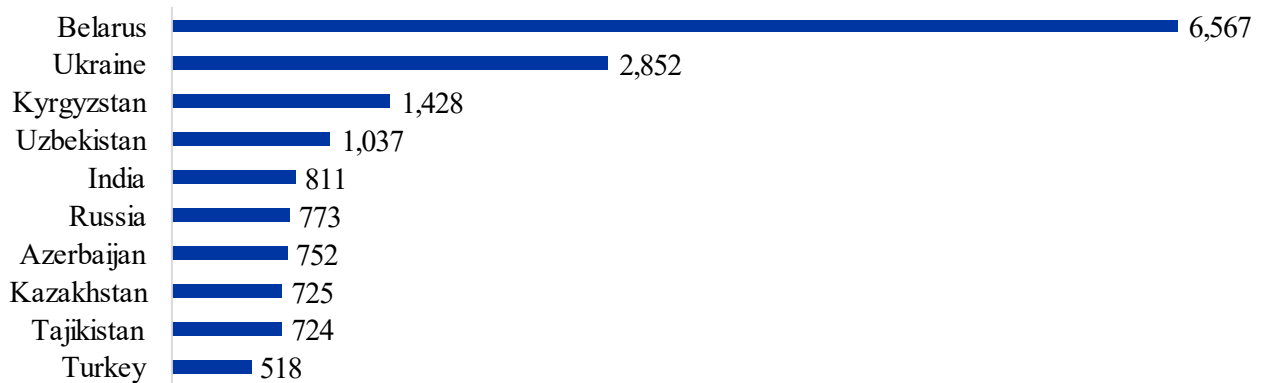
2.1. Number of foreigners who moved abroad by citizenship in 2025

Citizenship	Number of persons	Citizenship	Number of persons	Citizenship	Number of persons
Afghanistan	15	Honduras	3	Republic of Korea	5
Albania	34	Hungary	6	Republic of Korea	5
Algeria	34	India	811	Romania	19
Argentina	15	Indonesia	7	Russia	773
Armenia	43	Iran	27	Serbia	7
Australia	5	Ireland	8	Slovakia	7
Azerbaijan	752	Israel	37	Slovenia	3
Bangladesh	172	Italy	41	South Africa	9
Belarus	6 567	Japan	14	Spain	28
Belgium	12	Kazakhstan	725	Sri Lanka	106
Brazil	15	Kenya	7	Sweden	28
Bulgaria	8	Kyrgyzstan	1 428	Syrian Arab Republic	5
Cameroon	47	Latvia	43	Taiwan	6
Canada	9	Lebanon	17	Tajikistan	724
China	38	Liberia	3	Thailand	10
Colombia	13	Macedonia	4	Tunisia	4
Croatia	4	Mexico	10	Turkey	518
Cuba	4	Moldova	216	Turkmenistan	5
Czech Republic	5	Montenegro	3	Uganda	3
Denmark	10	Morocco	112	Ukraine	2 852
Egypt	37	Nepal	29	United Kingdom	48
Estonia	9	Netherlands	5	United States of America	80
Finland	8	Nigeria	76	Uzbekistan	1 037
France	52	Norway	13	Vietnam	92
Georgia	371	Other countries	77	Zimbabwe	69
Germany	34	Pakistan	217	Total	18 871
Ghana	23	Philippines	105		
Greece	10	Poland	27		

Note. Preliminary data. The table includes foreigners who left for a period longer than 6 months. Other countries include foreigners whose citizenship is unknown.

Source: Data from the State Data Agency.

Number of foreigners who moved abroad by citizenship in 2025 (top 10)



2.2. Arrival, departure and net international migration of citizens and foreigners of the Republic of Lithuania

	2021	2022	2023	2024	2025
Citizens of the Republic of Lithuania:					
- arrived	23 712	20 689	16 695	18 934	18 155
- left	18 826	13 049	10 276	9 486	9 669
- net international migration	4 886	7 640	6 419	9 448	8 486
Foreigners:					
- arrived	21 146	66 678	50 225	32 823	26 550
- left	6 379	2 221	11 710	19 172	18 871
- net international migration	14 767	64 457	38 515	13 651	7 679
Total:					
- arrived	44 858	87 367	66 920	51 757	44 705
- left	25 205	15 270	21 986	28 658	28 540
- net international migration	19 653	72 097	44 934	23 099	16 165

Note. Preliminary data for 2025.

Source: Data from the State Data Agency.

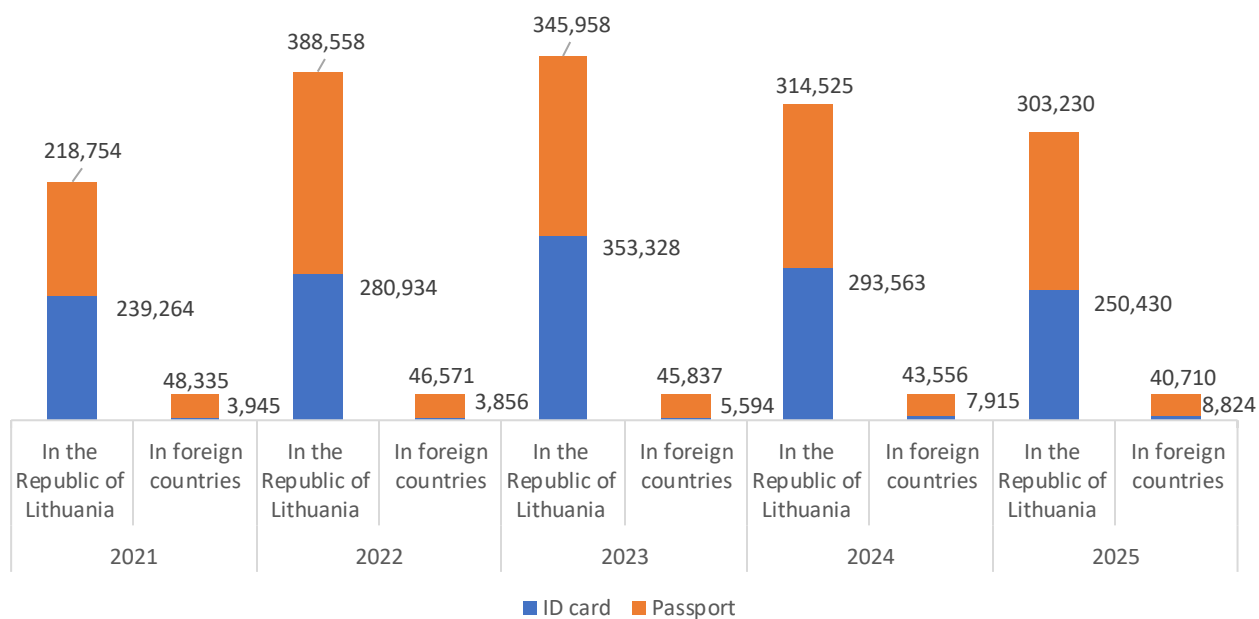
3. PERSONAL DOCUMENTS OF CITIZENS OF THE REPUBLIC OF LITHUANIA

3.1. Issuance of identity cards and passports to citizens

	2021	2022	2023	2024	2025
IDs issued, of which:	243 209	284 790	358 922	301 478	259 254
In the Republic of Lithuania	239 264	280 934	353 328	293 563	250 430
In diplomatic missions and consular offices for citizens residing in foreign countries	3 945	3 856	5 594	7 915	8 824
Passports issued, of which:	267 089	435 129	391 795	358 081	303 230
In the Republic of Lithuania	218 754	388 558	345 958	314 525	262 520
In diplomatic missions and consular offices for citizens residing in foreign countries	48 335	46 571	45 837	43 556	40 710
Total	510 298	719 919	750 717	659 559	562 484

Source: Data from the Population Register.

Issuance of IDs and passports



4. DOCUMENTS OF EU CITIZENS AND THEIR FAMILY MEMBERS

[4.1. Number of applications to issue \(renew\) temporary certificates, decisions made and temporary certificates issued by citizenship in 2025](#)

[4.2. Number of decisions to issue temporary certificates the basis of entry in 2025](#)

[4.3. Number of decisions to cancel temporary residence permits and temporary certificates by grounds for cancellation in 2025](#)

[4.4. Number of decisions to cancel temporary residence permits and temporary certificates by citizenship in 2025](#)

[4.5. Number of applications, decisions taken to issue or amend an EU temporary residence card by citizenship in 2025](#)

[4.6. Number of decisions to cancel the right of a family member of an EU citizen to temporarily reside in the Republic of Lithuania according to the grounds for cancellation in 2025](#)

[4.7. Number of applications to issue \(renew\) permanent certificates, decisions made and permanent certificates issued by citizenship in 2025](#)

[4.8. Number of applications for and decisions on EU permanent residence cards by citizenship 2025](#)

[4.9. Indicators of certificates and EU residence permit card procedures for 2021–2025](#)



4.1. Number of applications to issue (renew) temporary certificates, decisions made and temporary certificates issued by citizenship in 2025

Citizenship	Applications submitted to issue a temporary certificate	Applications submitted to renew a temporary certificate	Decisions taken	
			to issue a temporary certificate	to renew a temporary certificate
Austria	19	0	19	0
Belgium	41	0	40	0
Bulgaria	56	2	56	2
Croatia	28	0	28	0
Cyprus	9	0	9	0
Czech Republic	19	0	20	0
Denmark	17	0	17	0
Estonia	52	2	51	2
Finland	29	3	29	3
France	165	4	170	4
Germany	260	2	258	2
Greece	42	1	42	1
Hungary	26	0	26	1
Iceland	7	0	7	0
Ireland	48	1	47	1
Italy	184	1	184	1
Latvia	308	21	309	17
Luxembourg	2	0	2	0
Malta	5	0	5	0
Netherlands	54	0	54	0
Norway	22	0	22	0
Poland	189	5	181	5
Portugal	62	1	61	1
Romania	167	5	169	4
Slovakia	26	1	26	1
Slovenia	4	0	4	0
Spain	182	5	180	5
Sweden	109	3	109	3
Switzerland	10	0	11	0
Total	2 142	57	2 136	53

Source: Data from the Register of Foreigners.

4.2. Number of decisions to issue temporary certificates the basis of entry in 2025

Grounds for entry	Decisions taken
the person retains the status of an employee or a self-employed person	6
the person is an employee or self-employed	859
the person has sufficient resources to support himself/herself and his/her family members in the Republic of Lithuania	666
the person is invited for a traineeship, qualification improvement	25
the person is admitted to an educational institution to study under a general education or vocational training programme (programmes)	4
the person is admitted to study in a research and study institution within the framework of a study programme (programmes) or a doctoral programme	466
the person is a child of a citizen of a Member State of the European Union, or of his/her spouse or of a person with whom a registered partnership agreement has been concluded, who is under 21 years of age or is a dependent	81
the person is a cohabitant of a citizen of a Member State of the European Union with whom the citizen of a Member State of the European Union has been in a stable relationship for the last 3 years	1
the person is a spouse of a citizen of a Member State of the European Union or a person with whom a registered partnership agreement has been concluded	28
Total	2 136

Source: Data from the Register of Foreigners.

4.3. Number of decisions to cancel temporary residence permits and temporary certificates by grounds for cancellation in 2025

Grounds for cancellation	Decisions taken
The presence of a person in the Republic of Lithuania may pose a threat to national security	2
the right to reside temporarily in the Republic of Lithuania obtained by fraud	1
the person is not an employee or a self-employed person	18
the person has not been admitted to study in a research and study institution within the framework of a study programme (programmes) or a doctoral programme	3
the person is leaving the Republic of Lithuania to live abroad for a period longer than 6 months	62
Once the right to reside in the Republic of Lithuania has been cancelled for a family member of the person, the person does not have the right to reside in the Republic of Lithuania on any other grounds set out in the LLSF	1
Total	87

Source: Data from the Register of Foreigners.

4.4. Number of decisions to cancel temporary residence permits and temporary certificates by citizenship in 2025

Citizenship	Decisions taken	Citizenship	Decisions taken
Belgium	1	Italy	6
Bulgaria	2	Latvia	17
Czech Republic	2	Netherlands	4
Denmark	2	Poland	9
Estonia	3	Portugal	4
Finland	1	Romania	10
France	2	Slovakia	1
Germany	13	Spain	2
Greece	2	Sweden	1
Iceland	1	United Kingdom	3
Ireland	1	Total	87

Source: Data from the Register of Foreigners.

4.5. Number of applications, decisions taken to issue or amend an EU temporary residence card by citizenship in 2025

Citizenship	Applications submitted	Decisions taken		
		to issue	not to issued	to renew
Argentina	1	1	0	0
Armenia	1	1	0	0
Australia	3	3	0	0
Azerbaijan	0	1	0	0
Belarus	27	31	2	2
Brazil	7	8	0	0
Cameroon	2	2	0	0
Canada	1	1	0	0
Chile	1	1	0	0
China	2	2	0	0
Ecuador	1	1	0	0
Egypt	1	1	0	0
Georgia	3	3	0	1
Honduras	0	1	0	0
India	8	9	0	0
Indonesia	2	2	0	0
Iraq	1	1	0	0
Israel	2	2	0	0
Kazakhstan	2	1	0	0
Mexico	5	5	0	0
Moldova	5	5	0	0
Morocco	1	1	0	0

Nepal	1	1	0	0
Nigeria	1	0	0	1
North Macedonia	1	1	0	0
Pakistan	5	5	0	0
Peru	2	2	0	0
Philippines	0	0	0	1
Russia	27	25	0	0
Serbia	2	2	0	0
South Korea	2	2	0	0
Spain	1	0	0	0
Syria	1	1	0	0
Thailand	1	0	0	0
Trinidad and Tobago	1	1	0	0
Turkey	4	4	0	0
Ukraine	41	41	0	3
United Kingdom	18	18	0	0
USA	4	4	0	0
Uzbekistan	1	1	0	0
Stateless	1	1	0	0
Total	190	192	2	8

Source: Data from the Register of Foreigners.

4.6. Number of decisions to cancel the right of a family member of an EU citizen to temporarily reside in the Republic of Lithuania according to the grounds for cancellation in 2025

Grounds for cancellation	Decisions taken
The foreigner who is not a citizen of the European Union has broken off family relations with a citizen of a Member State of the European Union or such a relations no longer exist	1
If the person is leaving the Republic of Lithuania to live abroad for a period longer than 6 months	13
Total	14

4.7. Number of applications to issue (renew) permanent certificates, decisions made and permanent certificates issued by citizenship in 2025

Citizenship	Applications submitted		Decisions taken		Permanent certificates issued
	to issue a permanent certificate	to renew a permanent certificate	to issue a permanent certificate	to renew a permanent certificate	
Austria	1	0	1	0	1
Belgium	4	2	4	1	5
Bulgaria	6	1	7	1	8
Cyprus	1	0	1	0	1

Czech Republic	0	2	0	2	2
Denmark	5	2	5	2	7
Estonia	11	2	12	2	14
Finland	3	0	4	0	4
France	29	8	29	8	37
Germany	55	23	50	24	74
Greece	6	1	6	1	7
Hungary	3	0	2	0	2
Iceland	5	0	5	0	5
Ireland	8	0	8	0	8
Italy	34	6	33	6	39
Latvia	61	29	58	26	84
Luxembourg	1	0	1	0	1
Malta	5	1	5	1	6
Netherlands	14	3	14	2	16
Norway	11	2	11	2	13
Poland	37	34	34	34	68
Portugal	11	1	11	1	12
Romania	13	2	14	1	15
Slovakia	4	0	4	0	4
Spain	13	3	13	3	16
Sweden	10	4	9	4	13
Switzerland	3	0	3	0	3
Total	354	126	344	121	465

Source: Data from the Register of Foreigners.

4.8. Number of applications for and decisions on EU permanent residence cards by citizenship 2025

Citizenship	Applications submitted	Decisions taken to issue	Decisions taken not to issue
Albania	1	0	0
Argentina	2	2	0
Armenia	1	1	0
Australia	1	1	0
Azerbaijan	1	1	0
Belarus	5	5	0
Brazil	2	2	0
Canada	1	1	0
China	1	1	0
Colombia	2	2	0
Gambia	1	1	0
Georgia	1	1	0
Hong Kong	1	1	0

India	3	3	0
Israel	0	0	1
Japan	1	1	0
Kyrgyzstan	1	0	0
Lebanon	1	1	0
Mexico	4	4	0
Moldova	2	1	0
Nigeria	2	2	1
Pakistan	1	1	0
Peru	0	1	0
Philippines	1	1	0
RSA	2	2	0
Russia	15	14	2
Singapore	1	1	0
South Korea	1	1	0
Thailand	1	1	0
Turkey	4	3	0
Ukraine	12	10	2
United Kingdom	1	1	0
USA	3	2	1
Uzbekistan	1	1	0
Venezuela	1	1	0
Stateless	1	1	0
Total	79	72	7

Source: Data from the Register of Foreigners.

4.9. Indicators of certificates and EU residence permit card procedures for 2021–2025

Year	2021	2022	2023	2024	2025
Applications accepted	2 900	2 377	2 589	2 181	2 891
- to issue (renew) an EU temporary certificate	1 901	1 466	1 778	1 803	2 142
- to issue (renew) an EU permanent certificate	672	522	487	354	480
- to issue (renew) an EU temporary residence permit card	280	317	246	204	190
- to issue (renew) an EU permanent residence card	47	72	78	42	79
EU temporary certificates and residence permit cards issued	1 990	1 124	1 574	2 339	2 136
EU permanent certificates and residence permit cards issued	698	420	463	660	344
EU temporary certificates and residence permit cards renewed	152	266	132	138	53
EU permanent certificates and residence permit cards renewed	15	58	7	0	121
EU temporary certificates and residence permit cards cancelled	34	19	16	47	38
EU permanent certificates and residence permit cards cancelled	0	2	1	1	7

Source: Data from the Register of Foreigners.

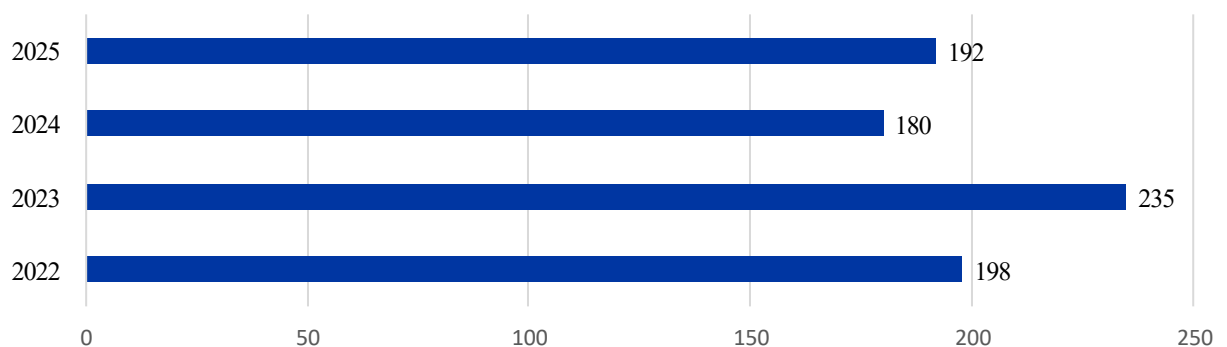
5. E. RESIDENT

5.1. Number of e-resident cards issued in 2025

Citizenship	Number of documents	Citizenship	Number of documents
Algeria	1	Latvia	24
Austria	1	Lebanon	1
Azerbaijan	1	Luxembourg	1
Belarus	2	Madagascar	1
Belgium	2	Morocco	1
Bolivia	1	Mozambique	1
Brazil	1	Netherlands	7
Bulgaria	2	Norway	4
Canada	1	Philippines	1
China	3	Poland	11
Colombia	1	Portugal	2
Cuba	1	Romania	2
Czech Republic	4	Slovakia	2
Denmark	5	South Korea	1
Estonia	10	Spain	5
Finland	3	Sweden	2
France	4	Switzerland	6
Georgia	1	Syria	1
Germany	17	Taiwan	4
Hong Kong	1	Thailand	1
India	4	Turkmenistan	1
Iran	1	Ukraine	17
Ireland	2	United Kingdom	9
Israel	3	USA	3
Italy	7	Stateless	2
Japan	2	Total	192
Kazakhstan	1		

Source: Data from Lithuanian Migration Information System.

Number of e-resident cards issued



6. VISAS

[6.1. Number of decisions on Schengen and national visa applications of foreigners by place of submission in 2025](#)

[6.2. Number of national visa applications submitted by foreigners through the ESP by ESP branch in 2025](#)

[6.3. Number of national visa applications of foreigners by citizenship submitted through the ESP in 2025](#)

[6.4. Number of visas issued to foreigners between 2021 - 2025 by the type of visa](#)

[6.5. Number of cancelled and revoked visas for foreigners between 2021–2025](#)

[6.6. National visas issued to foreigners according to the purpose of arrival in 2025](#)

[6.7. Number of visas issued to foreigners by citizenship in 2025](#)

[6.8. Number of Schengen visa extension decisions between 2021-2025](#)

[6.9. Facilitated transit for citizens of the Russian Federation between 2021–2025](#)



6.1. Number of decisions on Schengen and national visa applications of foreigners by place of submission in 2025

Place of submission of the application	Decisions taken	
	to issue a visa	to refuse to issue a visa
Diplomatic missions and consular posts of the Republic of Lithuania*	36 037	6 026
Border control points*	194	0
The Migration Department**	2 622	254
Total	38 853	6 280

*Schengen visa

**national visa

Source: Data from the Register of Foreigners.

6.2. Number of national visa applications submitted by foreigners through the ESP by ESP branch in 2025

ESP	Applications submitted	ESP	Applications submitted	ESP	Applications submitted
Albania – Kashgar	2	Kyrgyzstan – Bishkek	168	Turkey – Ankara	367
Argentina – Buenos Aires	1	Malaysia – Kuala Lumpur	3	Turkey – Istanbul	55
Armenia – Yerevan	8	Moldova – Chişinău	6	UAE – Dubai	33
Australia – Canberra	1	Philippines – Makati	27	Ukraine – Lviv	9
Azerbaijan – Baku	128	RSA – Pretoria	31	United Kingdom – London	8
Georgia – Tbilisi	74	Singapore – Singapore	10	United States – Chicago	5
Ghana – Accra	6	South Korea – Seoul	9	Uzbekistan – Tashkent	443
Japan – Tokyo	52	Taiwan – Taipei	8	Vietnam – Hanoi	1
Kazakhstan – Almaty	115	Tajikistan – Dushanbe	170	Total	1 773
Kazakhstan – Astana	23	Thailand – Bangkok	10		

Source: Data from Lithuanian Migration Information System.

6.3. Number of national visa applications of foreigners by citizenship submitted through the ESP in 2025

Citizenship	through the ESP	through the MD	Citizenship	through the ESP	through the MD
Afghanistan	10	5	Malawi	1	0
Albania	1	11	Malaysia	1	4
Algeria	1	7	Mali	3	2

Angola	1	0	Mauritius	0	10
Argentina	1	7	Mexico	0	21
Armenia	7	13	Moldova	5	15
Australia	1	4	Mongolia	2	4
Azerbaijan	128	17	Montenegro	0	9
Bangladesh	6	0	Morocco	5	12
Belarus	0	234	Myanmar	1	0
Bolivia	0	1	Nepal	0	1
Bosnia and Herzegovina	0	10	New Zealand	1	2
Brazil	1	67	Nigeria	32	50
Cambodia	0	1	Nigeria	1	1
Cameroon	16	6	North Macedonia	0	3
Canada		20	Pakistan	6	11
Chile	0	4	Palestine	1	4
China	0	12	Paraguay	0	2
Colombia	1	16	Peru	0	2
Costa Rica	0	1	Philippines	26	9
Democratic Republic of the Congo	2	1	Romania	0	1
Dominican Republic	0	1	RSA	9	2
Dominican Republic	0	2	Russia	1	197
Ecuador	0	1	Senegal	3	3
Egypt	2	19	Serbia	0	27
El Salvador	0	2	Sierra Leone	0	1
Ethiopia	2	3	Singapore	2	5
Gambia	2	0	Somali	2	2
Georgia	71	79	South Korea	5	94
Ghana	19	18	South Sudan	0	1
Guatemala	0	1	Sri Lanka	0	2
Guinea	1	0	Sudan	1	2
Honduras	0	2	Syria	2	3
Hong Kong	0	9	Taiwan	8	44
India	2	42	Tajikistan	172	2
Indonesia	3	11	Tanzania	0	2
Iran	4	9	Thailand	4	1
Iraq	2	0	Tunisia	0	10
Israel	0	15	Turkey	351	140
Ivory Coast	4	7	Turkmenistan	2	0
Japan	51	51	Uganda	0	3
Jordan	2	9	Ukraine	10	104

Kazakhstan	141	27	United Kingdom	2	51
Kenya	0	11	USA	5	155
Kosovo	0	16	Uzbekistan	441	18
Kyrgyzstan	169	15	Vietnam	7	6
Lebanon	1	1	Yemen	6	0
Liberia	1	0	Zambia	1	2
Libya	1	0	Total	1 773	1 833
Madagascar	0	3			

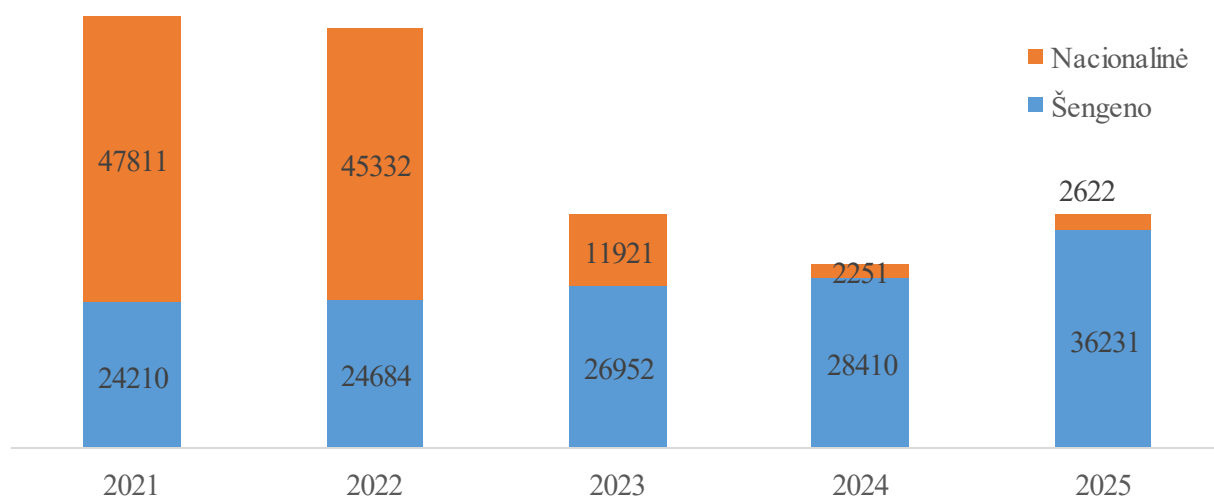
Source: Data from Lithuanian Migration Information System.

6.4. Number of visas issued to foreigners between 2021 - 2025 by the type of visa

	2021	2022	2023	2024	2025
Schengen	24 210	24 684	26 952	28 410	36 231
National	47 811	45 332	11 921	2 251	2 622
Total	72 021	70 016	38 873	30 661	38 853

Source: Data from the Register of Foreigners.

Number of visas issued to foreigners between 2021 - 2025 by the type of visa



6.5. Number of cancelled and revoked visas for foreigners between 2021–2025

Year	Total number	Among them:			
		National visas cancelled	Schengen visas cancelled	National visas revoked	Schengen visas revoked
2021	10 616	9 327	20	363	906
2022	7 297	6 890	34	111	262
2023	1 449	1 346	67	5	31
2024	637	349	147	3	138
2025	511	201	176	0	134

Source: Data from the Register of Foreigners.

6.6. National visas issued to foreigners according to the purpose of arrival in 2025

Purpose of the foreigner's arrival in the Republic of Lithuania	National visas issued in 2025
Lecturer	5
A family member accompanying a lecturer, researcher, athlete or coach	35
Employee on a business trip	116
A student coming to the Republic of Lithuania to study under an international student exchange programme	1
An application of a foreigner for the issuance (renewal) of a residence permit has been accepted, and the foreigner's presence in the Republic of Lithuania is required until a decision is made to issue (renew) the residence permit	13
Volunteer	64
Seasonal employee	772
Athlete	264
A student arriving under an international student exchange programme or a programme organised by Lithuanian and foreign higher education institutions	1 009
Coach	8
Researcher	3
A foreigner has lost his/her permanent residence permit or a residence card as a family member of an EU citizen	2
A foreigner arriving in the Republic of Lithuania to improve his/her professional qualifications in high-value-added fields	25
A foreigner arriving in the Republic of Lithuania under an international agreement to which Lithuania is a party	46
A foreigner arriving in the Republic of Lithuania to perform high-value-added repair works	2
A foreigner for whom a state institution of the Republic of Lithuania submits a letter of mediation	37
A foreigner whose purpose of arrival in the Republic of Lithuania is long-term residence in the Republic of Lithuania	188
A foreigner who is unable to leave the Republic of Lithuania due to personal circumstances that could not have been foreseen	10
A foreigner who is unable to leave the Republic of Lithuania due to illness, another acute health problem or physical condition	16
An entrepreneur arriving to conduct lawful business	6
Total	2 622

Source: Data from the Register of Foreigners.

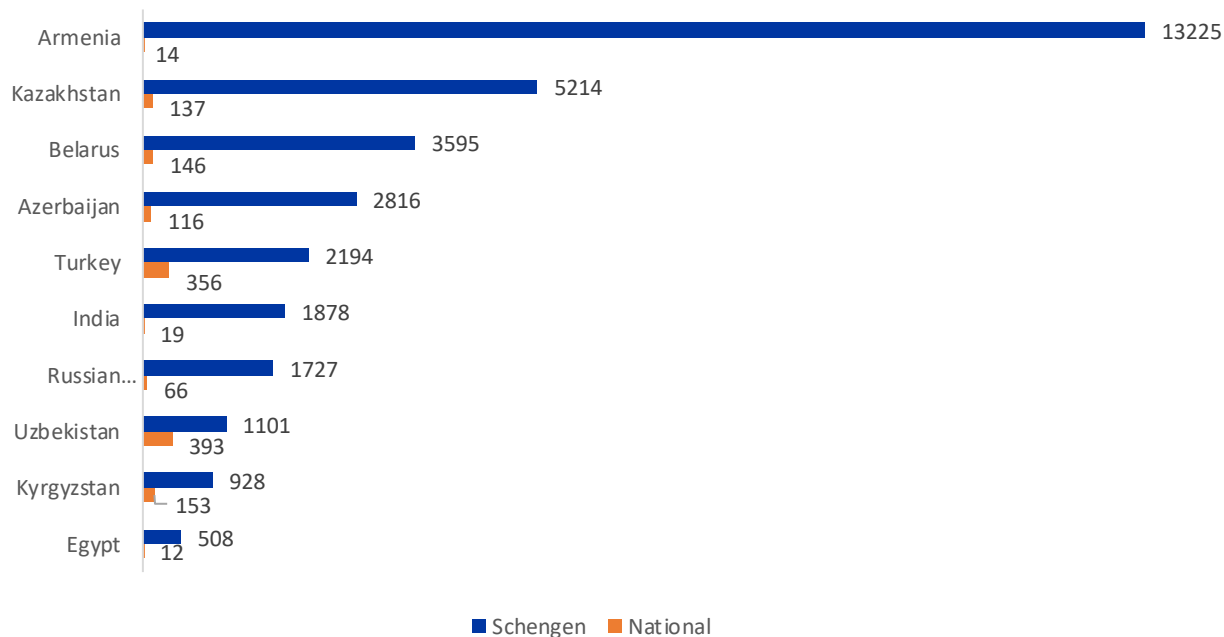
6.7. Number of visas issued to foreigners by citizenship in 2025

Citizenship	Types of Visas		Citizenship	Types of Visas	
	Schengen	National		Schengen	National
Afghanistan	18	9	Libya	43	1
Albania	0	10	Macedonia	0	1
Algeria	35	3	Madagascar	4	0
Angola	3	0	Malawi	4	0
Argentina	2	5	Malaysia	0	3
Armenia	13 234	14	Maldives	5	0
Australia	0	2	Mali	1	5
Azerbaijan	2 817	116	Mauritius	0	6
Bangladesh	116	3	Mexico	0	8
Belarus	3 595	146	Moldova	12	18
Belize	3	0	Mongolia	11	3
Benin	1	0	Montenegro	0	6
Bolivia	9	0	Morocco	33	12
Bosnia and Herzegovina	0	6	Myanmar	8	0
Botswana	8	0	Namibia	14	1
Brazil	0	64	Nepal	45	0
Britain	1	0	New Zealand		3
Burkina Faso	2	0	Nigeria	315	46
Butane	5	0	Nigeria	0	1
Cambodia	1	0	Pakistan	397	7
Cameroon	23	7	Palestine	7	1
Canada	0	15	Paraguay	0	2
Chad	1	0	Philippines	269	27
Chile	0	2	Qatar	1	0
China	279	11	Republic of Korea	0	76
Colombia	0	11	RSA	287	10
Cuba	5	0	Russian Federation	1 727	66
Democratic Republic of the Congo	8	3	Rwanda	1	0
Dominican Republic	7	2	Saudi Arabia	4	0
Ecuador	17	0	Senegal	3	3
Egypt	508	12	Serbia	1	18
El Salvador	1	1	Sierra Leone	4	1
Eritrea	1	0	Singapore	0	11
Ethiopia	4	4	Somali	2	5
Fiji	2	0	Sri Lanka	44	1
Gabon	1	0	Sudan	13	2
Gambia	4	2	Swaziland	1	0

Georgia	0	129	Syria	51	2
Ghana	70	12	Taiwan	0	42
Guatemala	0	1	Tajikistan	166	142
Guyana	3	0	Tanzania	17	4
Haiti	1	0	Thailand	30	4
Honduras	0	2	Tunisia	7	10
Hong Kong	0	7	Turkey	2 197	356
India	1 878	19	Turkmenistan	52	2
Indonesia	125	9	Uganda	18	2
Iran	70	8	Ukraine	15	82
Iraq	30	1	United Kingdom	0	40
Israel	1	4	USA	0	135
Ivory Coast	4	7	Uzbekistan	1 101	393
Jamaica	16	0	Vanuatu	1	0
Japan	0	91	Venezuela	0	1
Jordan	34	8	Vietnam	33	7
Kazakhstan	5 214	137	Yemen	4	6
Kenya	39	10	Zambia	3	1
Kyrgyzstan	928	153	Zimbabwe	101	0
Lebanon	42	1	Stateless	4	1
Lesotho	7	0	Total	36 231	2 622
Liberia	2	1			

Source: Data from the Register of Foreigners.

Number of visas issued to foreigners by citizenship in 2025



6.8. Number of Schengen visa extension decisions between 2021-2025

	2021		2022		2023		2024		2025	
	To extend	Not to extend	To extend	Not to extend	To extend	Not to extend	To extend	Not to extend	To extend	Not to extend
Decisions taken	9	0	25	0	9	0	9	0	3	0

Source: Data from Lithuanian Migration Information System.

6.9. Facilitated transit for citizens of the Russian Federation between 2021–2025

Type of document	2021		2022		2023		2024		2025	
	to issue	to refuse to issue a visa	to issue	to refuse to issue a visa	to issue	to refuse to issue a visa	to issue	to refuse to issue a visa	to issue	to refuse to issue a visa
FTD	288	0	11 724	42	14 667	170	4 892	170	10 254	188
FRTD	180 884	49	211 583	27	283 902	46	218 750	83	485 098	113
Total	181 172	49	223 307	69	298 569	216	223 642	253	495 352	301

7. TEMPORARY RESIDENCE PERMITS IN THE REPUBLIC OF LITHUANIA

[7.1. Number of applications by foreigners to issue or renew TRP by citizenship in 2025](#)

[7.2. Number of TRP applications submitted through the ESP in 2025](#)

[7.3. Number of applications by foreigners to issue TRP by citizenship in 2025](#)

[7.4. Number of applications by foreigners to issue TRP by application type accepted through the ESP in 2025](#)

[7.5. Number of applications by foreigners to issue TRP by application type accepted by the MD in 2025](#)

[7.6. Number of TPR issued or renewed to foreigners by citizenship in 2025](#)

[7.7. Number of TPR issued to foreigners through the ESP in 2025](#)

[7.8. Number of TPR issued and renewed to foreigners by grounds for arrival in 2025](#)

[7.9. Number of decisions to refuse to issue or renew TRP by grounds taken in 2025](#)

[7.10. Number of TRP cancelled by grounds for cancellation between 2023-2025](#)

[7.11. Number of TRP cancelled by citizenship in 2025](#)

[7.12. Number of decisions to allow/deny a change of employer or job function by citizenship taken in 2025](#)

[7.13. Number of TRP issued to the foreigners arriving under an investment agreement or on the basis of collective relocation between 2021-2025](#)

[7.14. Indicators for TRP procedures between 2021-2025](#)



7.1. Number of applications by foreigners to issue or renew TRP by citizenship in 2025

Citizenship	Total	to issue	to renew	Citizenship	Total	to issue	to renew
Afghanistan	78	35	43	Malawi	2	1	1
Albania	36	17	19	Malaysia	5	3	2
Algeria	278	209	69	Maldives	3	3	
Andorra	2	0	2	Mali	5	4	1
Angola	5	2	3	Mauritius	3		3
Argentina	66	38	28	Mexico	65	25	40
Armenia	148	97	51	Moldova	729	356	373
Australia	62	49	13	Mongolia	9	6	3
Azerbaijan	3 388	1 769	1 619	Montenegro	9	4	5
Bangladesh	1 779	1 518	261	Morocco	1 088	903	185
Belarus	30 062	6 909	23 153	Mozambique	3	2	1
Benin	2	2	0	Myanmar	2	1	1
Bolivia	1	1	0	Namibia	2	0	2
Bosnia and Herzegovina	4	2	2	Nepal	238	134	104
Botswana	3	1	2	New Zealand	12	8	4
Brazil	151	110	41	Nicaragua	3	2	1
Burkina Faso	1	1	0	Nigeria	732	480	252
Burundi	3	2	1	Nigeria	4	4	0
Butane	1	1	0	North Macedonia	15	13	2
Cambodia	1	1	0	Oman	1		1
Cameroon	552	432	120	Pakistan	2 995	2 215	780
Canada	72	38	34	Palestine	7	1	6
Cape Verde Islands	2	2	0	Panama	2	1	1
Chile	14	10	4	Papua New Guinea	1	0	1
China	134	44	90	Paraguay	3	0	3
Colombia	83	52	31	Peru	34	27	7
Comoros	1	1	0	Philippines	3 444	3 185	259
Congo	3	0	3	RSA	258	246	12
Costa Rica	14	5	9	Russia	2 709	585	2 124
Cuba	5	0	5	Rwanda	14	5	9
Democratic Republic of the Congo	19	9	10	Senegal	3	3	0
Dominican Republic	3	1	2	Serbia	23	11	12
Dominican Republic	4	2	2	Sierra Leone	3	2	1

Ecuador	20	9	11	Singapore	6	4	2
Egypt	245	147	98	Somali	2	2	0
El Salvador	6	4	2	South Korea	29	19	10
Eritrea	7	2	5	South Sudan	1	0	1
Ethiopia	7	5	2	Sri Lanka	262	144	118
Gambia	1	1		Sudan	15	8	7
Georgia	1 162	698	464	Suriname	2	0	2
Ghana	172	111	61	Syria	65	31	34
Grenada	4	3	1	Taiwan	5	5	0
Guatemala	3	0	3	Tajikistan	4 784	2 174	2 610
Haiti	1	1	0	Tanzania	6	5	1
Honduras	10	5	5	Thailand	129	66	63
Hong Kong	2	2	0	Togo	5	2	3
India	6 224	3 179	3 045	Tunisia	51	32	19
Indonesia	54	24	30	Turkey	3 464	3 026	438
Iran	237	109	128	Turkmenistan	76	64	12
Iraq	18	5	13	UAE	1	1	0
Israel	386	188	198	Uganda	27	12	15
Ivory Coast	4	3	1	Ukraine	71 869	18 560	53 309
Jamaica	4	2	2	United Kingdom	266	167	99
Japan	45	32	13	Uruguay	10	7	3
Jordan	33	17	16	USA	349	202	147
Kazakhstan	3 577	2 431	1 146	Uzbekistan	9 944	6 172	3 772
Kenya	60	37	23	Vanuatu	1		1
Kosovo	5	4	1	Venezuela	15	5	10
Kuwait	1	1	0	Vietnam	128	57	71
Kyrgyzstan	4 372	2 144	2 228	Yemen	6	4	2
Lebanon	106	55	51	Zambia	6	5	1
Liberia	12	6	6	Zimbabwe	401	289	112
Libya	6	4	2	Stateless	95	59	36
Macau	1	1	0	Total:	158 214	59 947	98 267
Madagascar	6	5	1				

Source: Data from the Register of Foreigners.

7.2. Number of TRP applications submitted through the ESP in 2025

ESP	Applications submitted	ESP	Applications submitted	ESP	Applications submitted
Albania – Kashgar	3	Kazakhstan – Almaty	1 747	Tajikistan – Dushanbe	282
Argentina – Buenos Aires	18	Kazakhstan – Astana	195	Thailand – Bangkok	511
Armenia – Yerevan	81	Kyrgyzstan – Bishkek	1 218	Turkey – Ankara	3 036
Australia – Canberra	6	Malaysia – Kuala Lumpur	767	Turkey – Istanbul	51
Azerbaijan – Baku	1 171	Moldova – Chişinău	16	UAE – Dubai	431
Brazil – São Paulo	5	Mongolia – Ulaanbaatar	1	Ukraine – Lviv	39
Canada – Toronto	8	New Zealand – Auckland	1	United Kingdom – London	28
Georgia – Tbilisi	170	Philippines – Cebu	61	United States – Chicago	22
Ghana – Accra	77	Philippines – Makati	4 164	United States – New York	2
India – Delhi	1 421	RSA – Pretoria	420	Uzbekistan – Tashkent	2 817
India – Mumbai	18	Singapore – Singapore	151	Vietnam – Hanoi	21
Israel – Tel Aviv	41	South Korea – Seoul	12	Zimbabwe – Harare	73
Japan – Tokyo	17	Taiwan – Taipei	2	Total	19 104

Source: Data from Lithuanian Migration Information System.

7.3. Number of applications by foreigners to issue TRP by citizenship in 2025

Citizenship	through the ESP	through the MD	Citizenship	through the ESP	through the MD
Afghanistan	21	14	Macau	0	1
Albania	1	16	Madagascar	0	5
Algeria	179	30	Malawi	0	1
Angola	1	1	Malaysia	1	2
Argentina	18	20	Maldives	2	1
Armenia	46	51	Mali	0	4
Australia	6	43	Mexico	1	24
Azerbaijan	674	1 095	Moldova	14	342
Bangladesh	1 407	111	Mongolia	4	2
Belarus	28	6 881	Montenegro	0	4
Benin	1	1	Morocco	828	75
Bolivia	0	1	Mozambique	0	2

Bosnia and Herzegovina	0	2	Myanmar	0	1
Botswana	0	1	Nepal	93	41
Brazil	3	107	New Zealand	2	6
Burkina Faso	0	1	Nicaragua	0	2
Burundi	2	0	Nigeria	274	206
Butane	0	1	Nigeria	1	3
Cambodia	0	1	North Macedonia	0	13
Cameroon	353	79	Pakistan	1 731	484
Canada	2	36	Palestine	1	0
Cape Verde Islands	0	2	Panama	0	1
Chile	0	10	Peru	0	27
China	16	28	Philippines	3 031	154
Colombia	0	52	RSA	222	24
Comoros	1	0	Russia	0	585
Costa Rica	0	5	Rwanda	4	1
Democratic Republic of the Congo	5	4	Senegal	1	2
Dominican Republic	0	1	Serbia	0	11
Dominican Republic	1	1	Sierra Leone	2	0
Ecuador	0	9	Singapore	0	4
Egypt	49	98	Somali	2	0
El Salvador	0	4	South Korea	1	18
Eritrea	0	2	Sri Lanka	90	54
Ethiopia	3	2	Sudan	0	8
Gambia	1	0	Syria	18	13
Georgia	68	630	Taiwan	0	5
Ghana	42	69	Tajikistan	236	1 938
Grenada	3	0	Tanzania	2	3
Haiti	1	0	Thailand	51	15
Honduras	0	5	Togo	0	2
Hong Kong	0	2	Tunisia	18	14
India	1 210	1 970	Turkey	2 046	981
Indonesia	6	18	Turkmenistan	2	62
Iran	63	46	UAE	0	1
Iraq	2	3	Uganda	2	10
Israel	40	148	Ukraine	41	18 519
Ivory Coast	0	3	United Kingdom	6	161
Jamaica	2	0	Uruguay	0	7
Japan	4	28	USA	23	179
Jordan	3	14	Uzbekistan	2 812	3 360
Kazakhstan	1 915	516	Venezuela	0	5
Kenya	7	30	Vietnam	38	19

Kosovo	1	3	Yemen	1	3
Kuwait	0	1	Zambia	0	5
Kyrgyzstan	1 214	930	Zimbabwe	88	201
Lebanon	12	43	Stateless	2	57
Liberia	2	4	Total:	19 104	40 843
Libya	1	3			

Source: Data from Lithuanian Migration Information System.

7.4. Number of applications by foreigners to issue TRP by application type accepted through the ESP in 2025

Application type	Number of applications
I am a citizen of Australia, Japan, the United Kingdom, the United States, Canada, New Zealand, or South Korea, and I am working or intend to work under an employment contract	10
I am a citizen of Australia, Japan, the United Kingdom, the United States, Canada, New Zealand, or South Korea, and I am engaged in or intend to engage in other lawful activities, including self-employment	4
I am a citizen of Australia, Japan, the United Kingdom, the United States, Canada, New Zealand, or South Korea, as well as a shareholder or manager of a company that carries out the activities specified in its founding documents in the Republic of Lithuania, and the purpose of my visit is to work at that company	1
I am a manager of a company registered in the Republic of Lithuania and intend to work at this company	1
I am a high-qualified employee (unregulated professional activity)	392
I am a high-qualified employee (regulated professional activity)	10
I am supported by my child, who has a residence permit in Lithuania	8
I am a person of Lithuanian descent	3
I am a student or studying under a formal vocational training programme (or programmes)	15
I am a minor; my parents live in Lithuania and have a residence permit in Lithuania	212
I am a minor, and the spouse of one of my parents lives in Lithuania and is a Lithuanian citizen or has a residence permit in Lithuania	63
I am an intra-corporate transferee as a specialist (Directive 2014/66/EU)	11
I am an intra-corporate transferee as a manager (Directive 2014/66/EU)	3
I am a startup founder—I intend to establish a startup in the Republic of Lithuania and develop its business activities	24
I am a student	5 877
I have signed an internship agreement with the host organisation	3
I intend to work under an employment contract or a fixed-term employment contract	12 006
I intend to work as a lecturer under an employment contract	2
I intend to work as a researcher under an employment contract	16
My spouse or the person with whom I have entered into a registered partnership agreement lives in Lithuania and is a Lithuanian citizen or has a residence permit in Lithuania	435
My parents, who are Lithuanian citizens, live in Lithuania	2
My child, who has been granted asylum in Lithuania, lives in Lithuania	1
My child, who is a Lithuanian citizen, lives in Lithuania	4
I am entitled to regain Lithuanian citizenship	1
Total	19 104

Source: Data from the Register of Foreigners.

7.5. Number of applications by foreigners to issue TRP by application type accepted by the MD in 2025

Application type	Number of applications
Difficult circumstances have arisen due to the dissolution of a marriage or registered partnership, or the death of a family member	4
I am unable to leave Lithuania due to my critical health condition	3
I am a citizen of Australia, Japan, the United Kingdom, the United States, Canada, New Zealand, or South Korea, and I am working or intend to work under an employment contract	120
I am a citizen of Australia, Japan, the United Kingdom, the United States, Canada, New Zealand, or South Korea, and I am engaged in or intend to engage in other lawful activities, including self-employment	82
I am a citizen of Australia, Japan, the United Kingdom, the United States, Canada, New Zealand, or South Korea, as well as a shareholder or manager of a company that carries out the activities specified in its founding documents in the Republic of Lithuania, and the purpose of my visit is to work at that company	12
I am a permanent employee of an EU company	4
I am a participant in a volunteer program recognized by the European Union or its member states	3
I am a participant, director or shareholder of a company registered in the Republic of Lithuania	21
I am a manager of a company registered in the Republic of Lithuania and intend to work at this company	8
I am a foreigner who has completed a degree programme or a formal vocational training programme in Lithuania, or a researcher who has completed research and experimental development works	639
I am a performer	21
I am a high-qualified employee (unregulated professional activity)	390
I am a high-qualified employee (regulated professional activity)	22
I am supported by my child, who has a residence permit in Lithuania	9
I am a person of Lithuanian descent	44
I am a student or studying under a formal vocational training programme (or programmes)	153
I am a minor; my parents live in Lithuania and have a residence permit in Lithuania	477
I am a minor, and the spouse of one of my parents lives in Lithuania and is a Lithuanian citizen or has a residence permit in Lithuania	56
I have completed my studies and/or training in Lithuania or a formal vocational training programme	5
I am an intra-corporate transferee as a specialist (Directive 2014/66/EU)	5
I am an intra-corporate transferee as a manager (Directive 2014/66/EU)	1
I am an athlete competing at a high level or a coach	94
I am a startup founder—I intend to establish a startup in the Republic of Lithuania and develop its business activities	11
I am a student	1 259
I have signed an internship agreement with the host organisation	3
I am a journalist	3
I intend to work under an employment contract or a fixed-term employment contract	21 833
I intend to work as a lecturer under an employment contract	13
I intend to work as a researcher under an employment contract	34

I intend to engage in religious activities	49
I am a long-term resident in another EU country	6
My spouse or the person with whom I have entered into a registered partnership agreement lives in Lithuania and is a Lithuanian citizen or has a residence permit in Lithuania	1 148
My parents, who are Lithuanian citizens, live in Lithuania	23
My parents, who are elderly and have a permanent residence permit in Lithuania, live in Lithuania	2
My child, who is a Lithuanian citizen, lives in Lithuania	107
My guardian (curator) is a Lithuanian citizen	2
I cannot be returned to a foreign country or deported from Lithuania	20
I am unable to leave Lithuania for humanitarian reasons, or I am unable to return to my country of origin because I am being persecuted by an undemocratic regime	1 869
I apply for temporary protection	12 222
I became a victim of human trafficking	34
I am improving my qualification	5
I am entitled to regain Lithuanian citizenship	27
Total	40 843

Source: Data from the Register of Foreigners.

7.6. Number of TPR issued or renewed to foreigners by citizenship in 2025

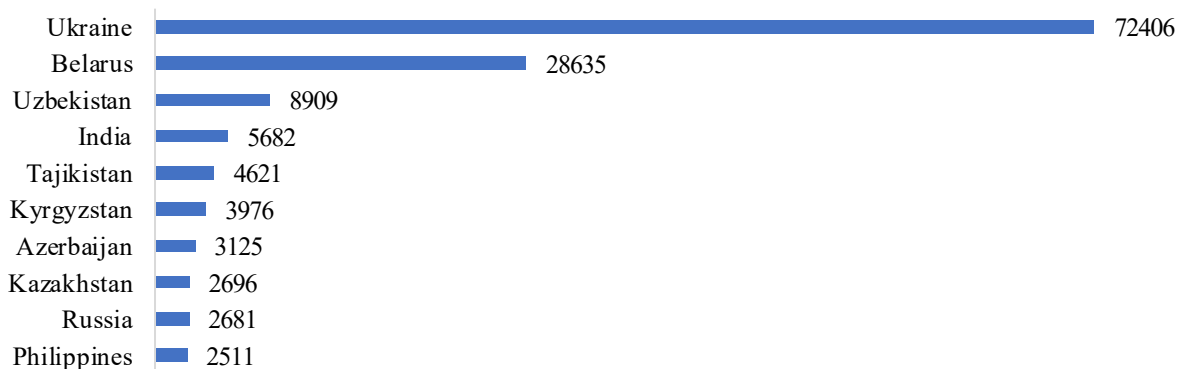
Citizenship	Total	TRP issued	TRP renewed	Citizenship	Total	TRP issued	TRP renewed
Afghanistan	34	20	14	Malaysia	5	2	3
Albania	20	11	9	Maldives	3	3	0
Algeria	205	174	31	Mali	4	4	0
Andorra	2	2	0	Mauritius	3	3	0
Angola	5	1	4	Mexico	68	45	23
Argentina	57	45	12	Moldova	699	371	328
Armenia	125	79	46	Mongolia	9	7	2
Australia	69	53	16	Montenegro	10	7	3
Azerbaijan	3 125	2 514	611	Morocco	831	746	85
Bangladesh	1 286	1 233	53	Mozambique	3	2	1
Belarus	28 635	12 053	16 582	Myanmar	2	1	1
Benin	1	1	0	Namibia	1	1	0
Bosnia and Herzegovina	4	1	3	Nepal	202	167	35
Botswana	3	2	1	New Zealand	13	9	4
Brazil	133	93	40	Nicaragua	3	1	2
Burundi	1	1	0	Nigeria	609	337	272
Butane	1	1	0	North Macedonia	15	11	4
Cambodia	3	1	2	Oman	1	0	1
Cameroon	419	316	103	Pakistan	2 477	2 299	178
Canada	73	50	23	Palestine	4	2	2

Cape Verde Islands	2	2	0	Panama	3	2	1
Chile	14	12	2	Paraguay	3	1	2
China	135	80	55	Peru	36	30	6
Colombia	93	66	27	Philippines	2 511	2 436	75
Comoros	1	1	0	RSA	153	147	6
Congo	3	0	3	Russia	2 681	1 082	1 599
Costa Rica	10	3	7	Rwanda	13	7	6
Cuba	3	0	3	Senegal	3	2	1
Democratic Republic of the Congo	16	2	14	Serbia	26	19	7
Dominican Republic	3	1	2	Sierra Leone	2	2	0
Dominican Republic	5	5	0	Singapore	5	4	1
Ecuador	21	3	18	Somali	1	1	0
Egypt	246	142	104	South Korea	29	24	5
El Salvador	6	3	3	South Sudan	2	1	1
Eritrea	6	0	6	Sri Lanka	269	236	33
Ethiopia	6	6	0	St. Vincent	1	1	0
Georgia	1 086	674	412	Sudan	13	4	9
Ghana	167	140	27	Suriname	2	1	1
Grenada	4	4	0	Syria	56	23	33
Guatemala	3	2	1	Taiwan	7	6	1
Honduras	10	5	5	Tajikistan	4 621	3 905	716
Hong Kong	1	1	0	Tanzania	5	4	1
India	5 682	4 902	780	Thailand	113	90	23
Indonesia	51	31	20	Togo	4	4	0
Iran	232	111	121	Trinidad and Tobago	1	0	1
Iraq	17	9	8	Tunisia	50	34	16
Israel	402	227	175	Turkey	2 321	2 016	305
Ivory Coast	5	3	2	Turkmenistan	50	40	10
Jamaica	4	3	1	Uganda	18	12	6
Japan	44	37	7	Ukraine	72 406	15 695	56 711
Jordan	27	17	10	United Kingdom	241	197	44
Kazakhstan	2 696	2 225	471	Uruguay	5	5	0
Kenya	58	41	17	USA	380	241	139
Kosovo	4	3	1	Uzbekistan	8 909	8 047	862
Kyrgyzstan	3 976	3 275	701	Vanuatu	2	0	2
Lebanon	109	43	66	Venezuela	15	10	5
Lesotho	1	1	0	Vietnam	107	101	6
Liberia	11	7	4	Yemen	5	2	3
Libya	6	2	4	Zambia	5	4	1

Macau	1	1	0	Zimbabwe	377	359	18
Madagascar	6	4	2	Stateless	99	49	50
Malawi	1	0	1	Total:	149 788	67 558	82 230

Source: Data from the Population Register.

Number of TPR issued or renewed by citizenship in 2025 (Top 10)



7.7. Number of TPR issued to foreigners through the ESP in 2025

Citizenship	TRP issued	Citizenship	TRP issued	Citizenship	TRP issued
Afghanistan	10	Iran	51	RSA	121
Algeria	122	Iraq	2	Rwanda	3
Angola	1	Israel	40	Senegal	1
Argentina	15	Ivory Coast	1	Sierra Leone	2
Armenia	27	Jamaica	2	Somali	1
Australia	6	Japan	4	South Korea	1
Azerbaijan	553	Jordan	2	Sri Lanka	112
Bangladesh	987	Kazakhstan	1 155	Syria	7
Belarus	23	Kenya	7	Tajikistan	342
Brazil	3	Kyrgyzstan	900	Tanzania	2
Burundi	1	Lebanon	9	Thailand	37
Cameroon	245	Liberia	2	Tunisia	15
Canada	2	Malaysia	1	Turkey	1 074
China	25	Maldives	2	Turkmenistan	2
Comoros	1	Mexico	1	Uganda	1
Democratic Republic of the Congo	2	Moldova	6	Ukraine	35
Dominican Republic	2	Mongolia	3	United Kingdom	3
Egypt	44	Morocco	631	USA	22
Ethiopia	3	Nepal	76	Uzbekistan	2 268
Georgia	45	New Zealand	2	Vietnam	25
Ghana	25	Nigeria	175	Yemen	1

Grenada	3	Pakistan	1 457	Zimbabwe	76
India	1 147	Palestine	1	Total	14 075
Indonesia	6	Philippines	2 096		

Source: Data from Lithuanian Migration Information System.

7.8. Number of TPR issued and renewed to foreigners by grounds for arrival in 2025

Grounds	Total	TRP issued	TRP renewed
A foreigner intends to work in the Republic of Lithuania under an employment contract	72 496	40 291	32 205
A foreigner intends to work in the Republic of Lithuania in a position requiring high professional qualifications	3 256	2 382	874
A foreigner intends to work as a lecturer or researcher under an employment contract	121	49	72
A foreigner is a student	8 083	6 774	1 309
A foreigner is admitted to an educational institution to study under a general education or vocational training programme (programmes)	410	67	343
A foreigner arrives at an academic institution for an internship	13	12	1
A foreigner is invited to improve his/her qualification at an institution of higher education	7	4	3
A foreigner has completed a degree programme or vocational training programme in the Republic of Lithuania	663	187	476
A spouse of a foreigner or a person with whom a foreigner has entered into a registered partnership agreement lives in Lithuania and is a Lithuanian citizen or has a residence permit in Lithuania	4 186	2 349	1 837
Parents (adoptive parents) of a minor foreigner or one of them, or the spouse of one of them who is a guardian of a minor foreigner, live(s) in the Republic of Lithuania and are(is) a citizen(s) of the Republic of Lithuania or have(s) a residence permit	2 575	1 513	1 062
A child (adopted child) of a foreigner who is a citizen of the Republic of Lithuania lives in the Republic of Lithuania	267	77	190
Parents (or adoptive parents) of a foreigner, or one of them, who are citizens of the Republic of Lithuania, live in the Republic of Lithuania	72	35	37
A foreigner is a relative in the first degree of the direct ascending line of another foreigner who has a residence permit	40	26	14
Parents of a foreigner who live in the Republic of Lithuania, are unable to work due to reaching old age or disability, and have a permanent residence permit	4	2	2
A child of a foreigner who has been granted refugee status and issued a permanent residence permit lives in the Republic of Lithuania	3	2	1

A temporary residence permit is issued to a foreigner due to particularly difficult circumstances related to the dissolution of a marriage or registered partnership, or the death of a family member	5	1	4
A foreigner has been appointed as a guardian (curator) of a citizen of the Republic of Lithuania	3	0	3
A citizen of the Republic of Lithuania has been appointed as a guardian (curator) of a foreigner	2	0	2
Due to his/her critical condition, the foreigner is unable to leave and requires urgent medical attention	2	1	1
A foreigner is allowed to remain in the Republic of Lithuania because he/she is or was a victim of human trafficking or illegal employment and is cooperating with a pre-trial investigation authority or a court	30	11	19
A foreigner has the right to regain citizenship of the Republic of Lithuania in accordance with the procedure established by the Law on Citizenship	37	13	24
A foreigner is a person of Lithuanian origin	122	66	56
A foreigner is a startup founder	69	52	17
A foreigner is an intra-corporate transferee	18	17	1
A foreigner is a shareholder and (or) manager of a company	139	32	107
A foreigner is a highly skilled athlete or coach	132	77	55
A foreigner is a performer	50	22	28
A foreigner is a journalist accredited by the Ministry of Foreign Affairs	23	8	15
A foreigner arrives in the Republic of Lithuania to engage in religious activities	99	49	50
A foreigner is a participant in a volunteer programme	1	1	0
A citizen of Australia, Japan, the United States, the United Kingdom, Canada, New Zealand, or South Korea who works, conducts business, or engages in other lawful activities in the Republic of Lithuania	287	217	70
A foreigner has obtained long-term resident status in another Member State of the European Union and has a residence permit issued by that country	11	7	4
A foreigner has been granted subsidiary protection in the Republic of Lithuania	35	3	32
A foreigner has been granted temporary protection in the Republic of Lithuania	54 494	12 513	41 981
A foreigner is an unaccompanied minor who is not returned to a foreign country	1	0	1
A foreigner is unable to leave the Republic of Lithuania for humanitarian reasons or is unable to return to his/her country of origin	2 018	659	1 359

Collective relocation in accordance with the provisions of the Law on Investment	88	70	18
A temporary residence permit was issued to a foreigner under the terms of Brexit	25	18	7
Total	149 887	67 607	82 280

Source: Data from the Population Register. A single document may have several grounds.

7.9. Number of decisions to refuse to issue or renew TRP by grounds taken in 2025

Grounds	Decisions taken	Refuse to issue TRP	Refuse to renew TRP
Living in the Republic of Lithuania poses a threat to national security	1 461	407	1 054
Living in the Republic of Lithuania poses a threat to public order	32	25	7
Data provided by the natural or legal person inviting a foreigner does not correspond to reality	571	571	0
Another Schengen State has entered an alert in the Schengen Information System regarding the refusal of entry for this foreigner, and there are no grounds for issuing a residence permit on humanitarian grounds or international obligations, or the foreigner is included in the national list of persons prohibited from entering the Republic of Lithuania	96	91	5
A foreigner does not have sufficient funds and (or) does not earn a regular income sufficient to support himself/herself in the Republic of Lithuania	5	1	4
The foreigner has a tax arrears amounting to more than one basic social benefit, or has failed to pay a fine (or fines) imposed in accordance with the procedure established by the laws of the Republic of Lithuania, the amount (sum) of which exceeds the amount of one basic social benefit	44	44	0
There are serious grounds for believing that there may be a risk of illegal migration by a foreigner	33	33	0
A foreigner failed to submit, within the prescribed time limit, the information and (or) documents supporting the application for the issuance or renewal of a residence permit in the Republic of Lithuania, necessary for a decision to be taken on the issuance or renewal of a residence permit in the Republic of Lithuania	234	211	23
A foreigner does not meet the conditions set forth for obtaining a residence permit in the Republic of Lithuania on the specific grounds established by the Law on the Legal Status of Foreigners	524	416	108

The employer (manager or authorised representative) or the host company has been fined for allowing illegal employment, undeclared work, or violations of the procedures for employing foreign nationals, and less than one year has passed since the date on which the fine was paid or the obligation was fulfilled	200	145	55
The employer (manager or authorised representative) or the host company has a tax arrears exceeding one basic social benefit	132	115	17
The employer (manager or authorised representative) or the host company is being liquidated, is going bankrupt, or is not engaged in economic activity	69	68	1
A foreigner admitted to study at an institution of higher education under a study programme (programmes), has collected less than 40 credits during the past academic year and has not provided reasonable excuses in accordance with the procedure set forth in part 11 of this section, or has been expelled from the institution of higher education in accordance with its established procedures for the organisation of studies;	31	0	31
Data provided by a foreigner does not correspond to reality, or there are serious grounds to believe that a fictitious marriage has been entered into or that a company in which the foreigner is a partner or manager is fictitious	3 663	3 517	146
The quota established pursuant to Article 571 of this Law has been exhausted	116	116	0
Total	7 211	5 760	1 451

Note. A foreigner may be refused the issuance or renewal of a residence permit on more than one ground

7.10. Number of TRP cancelled by grounds for cancellation between 2023-2025

Grounds for cancellation	2023	2024	2025
A foreigner and a member of his/her family who came to live in the Republic of Lithuania on the basis of family reunification no longer maintain a genuine marital or family relationship	0	0	4
A foreigner has a debt amounting to more than one basic social benefit payment to the state budget of the Republic of Lithuania, to municipal budgets or funds for which the State Tax Inspectorate administers tax payments, or to the budgets of state social funds, fails to fulfil obligations to customs, or has not submitted at least one of the mandatory tax declarations	0	5	4
There are serious grounds to believe that there may be a risk of illegal migration by a foreigner	5	10	12
A foreigner does not meet the conditions set forth for obtaining a residence permit on the specific grounds established by the Law on the Legal Status of Foreigners	102	149	352
Data provided by the natural or legal person inviting the foreign national is false, or the documents submitted were obtained illegally or forged	0	0	2

Data provided by a foreigner in order to obtain a residence permit does not correspond to reality, or the documents submitted were obtained illegally or forged	352	7 636	1 989
A company whose shareholder or manager is a foreigner, a host company established in the Republic of Lithuania where the foreigner is intra-corporate transferee, or a host entity is a fictitious company	0	0	1
The foreigner has been added to the national list of foreigners prohibited from entering the Republic of Lithuania	0	1	0
Another Schengen State has entered an alert in the Schengen Information System prohibiting the foreigner from entering and residing in the Schengen area, or an alert regarding the return of the foreigner together with a prohibition on entry	31	47	71
A foreigner does not have sufficient funds and (or) does not earn a regular income sufficient to support himself/herself in the Republic of Lithuania	224	2 752	406
Marriage dissolved	6	10	33
Termination of an employment contract with a foreigner	4 185	11 467	17 186
No employment contract has been signed with a foreigner	944	4 009	4 036
A foreigner changed employers or job functions without permission from the Migration Department	135	423	255
It has been established that the host company, established in the Republic of Lithuania, where the foreigner is intra-corporate transferee, or the company of which the foreigner is a shareholder or manager, is a fictitious company	16	0	0
The company or foreign national does not meet the requirements set forth in Article 45(1)(1), (2 ¹), or (2 ²) of the Law on the Legal Status of Foreigners (issuance of a residence permit to a foreign national who is engaged in or intends to engage in lawful activities) or the foreigner is no longer the manager of the company or no longer owns shares in a public or private limited liability company with a nominal value equal to one-third of the authorised capital of that company	16	17	8
Lawful activities of a foreigner in the Republic of Lithuania have been suspended or have expired	9	17	29
A foreign student did not arrive to study	6	51	201
A foreign student dropped out studies	104	405	1 138
A foreign student has collected less than 40 academic credits during the past academic year	0	1	25
A foreign student has discontinued his/her studies or has not arrived to study	13	2	10
A foreign student has terminated his/her internship	0	0	1
The foreigner does not meet the conditions set forth in Article 44 ¹ of the Law on the Legal Status of Foreigners for working in a job requiring high professional qualifications, on the basis of which the TRP was issued to him/her	12	41	18
A foreigner has been unemployed for more than 6 consecutive months, even when the TRP was issued to the foreigner on the grounds that he/she intends to work in the Republic of Lithuania in a job requiring high professional qualifications	269	722	673
A foreigner changed the employer without permission from the Migration Department, even when the TRP was issued on the grounds that the	4	4	0

foreigner intended to work in the Republic of Lithuania in a job requiring high professional qualifications			
If a family member of a foreigner has his/her TRP revoked, the foreigner does not have the right to reside in the Republic of Lithuania on any other grounds specified in the Law on the Legal Status of Foreigners	202	579	557
The employer, manager of the employer, or a person authorised by the manager is punished for allowing illegal employment or for engaging in illegal employment, or there is a final and binding criminal conviction regarding the employment of third-country nationals residing illegally in the Republic of Lithuania	1	3	3
The employer, the manager of the employer, or a person authorised by the manager may be punished for violations of the procedures for employing foreigners	0	1	26
Permit is obtained by fraud	0	3	1
A foreigner is leaving to live in or is living in a foreign country for more than 6 months	77	113	301
Living of a foreigner in the Republic of Lithuania poses a threat to public order or public health	11	20	17
Living of a foreigner in the Republic of Lithuania poses a threat to national security	562	200	223
Teaching, research and experimental development activities of a foreigner are terminated, or the employment contract concluded with an institution of science and studies expires	1	2	8
A foreigner has the status of unemployed for more than 6 consecutive months or more than once during the validity period of the TRP, where the TRP was issued to the foreigner on the basis that he/she is a citizen of Australia, Japan, the United Kingdom of Great Britain and Northern Ireland, the United States of America, Canada, New Zealand, or South Korea, and intends to work or engage in other lawful activities in the Republic of Lithuania	5	3	55
There are serious grounds to believe that a fictitious marriage, a fictitious registered partnership, or a fictitious adoption has taken place	3	1	0
Temporary protection granted to a foreigner has been revoked	790	956	1 164
Subsidiary protection granted to a foreigner has been revoked	1	5	3
The circumstances that prevented the foreigner from returning to his/her country of origin, or the reasons why the foreigner was not deported from the Republic of Lithuania, have ceased to exist		18	
A foreigner has travelled to the Russian Federation or the Republic of Belarus more than once in the past 3 calendar months	0	0	149
Total	8 086	29 673	28 961

Note. TRP may be revoked for a single foreigner on more than one ground. The grounds for revocation have changed.

7.11. Number of TRP cancelled by citizenship in 2025

Citizenship	TRP cancelled	Citizenship	TRP cancelled	Citizenship	TRP cancelled
Afghanistan	9	Indonesia	9	Peru	4
Albania	42	Iran	14	Philippines	276
Algeria	38	Iraq	1	RSA	14
Argentina	18	Israel	9	Russia	801
Armenia	38	Japan	7	Serbia	7
Australia	4	Jordan	5	Sierra Leone	1
Azerbaijan	1 390	Kazakhstan	1 158	South Korea	4
Bangladesh	425	Kenya	7	Sri Lanka	194
Belarus	7 581	Kyrgyzstan	1 851	Syria	4
Bosnia and Herzegovina	1	Lebanon	12	Taiwan	1
Brazil	22	Liberia	4	Tajikistan	1 417
Burundi	2	Madagascar	1	Tanzania	1
Cameroon	74	Malawi	1	Thailand	14
Canada	7	Malaysia	3	Tunisia	8
Chile	1	Mauritania	1	Turkey	1 732
China	40	Mauritius	1	Turkmenistan	23
Colombia	16	Mexico	7	Uganda	1
Cuba	4	Moldova	358	Ukraine	5 064
Democratic Republic of the Congo	1	Mongolia	2	United Kingdom	26
Ecuador	2	Montenegro	1	USA	47
Egypt	48	Morocco	186	Uzbekistan	2 748
El Salvador	2	Myanmar	1	Vanuatu	1
Ethiopia	2	Nepal	54	Venezuela	2
Georgia	546	Nigeria	86	Vietnam	126
Ghana	42	North Macedonia	8	Yemen	1
Guatemala	1	Oman	1	Zimbabwe	106
Honduras	4	Pakistan	780	Stateless	22
India	1 382	Paraguay	1	Total	28 956

Source: Data from the Register of Foreigners.

7.12. Number of decisions to allow/deny a change of employer or job function by citizenship taken in 2025

Citizenship	Allow change of employer or job function	Do not allow change of employer or job function	Citizenship	Allow change of employer or job function	Do not allow change of employer or job function
Albania	2	0	Moldova	90	11
Algeria	1	0	Morocco	3	0
Armenia	11	0	Nepal	16	0
Azerbaijan	567	8	Nigeria	26	0
Bangladesh	104	0	North Macedonia	1	0
Belarus	4 980	58	Pakistan	203	1
Brazil	2	0	Philippines	105	0
Bulgaria	1	0	Romania		1
Cameroon	5	0	RSA	4	0
China	8	0	Russia	216	3
Colombia	1	0	Sri Lanka	24	4
Ecuador	1	0	Syria	2	0
Egypt	7	0	Tajikistan	1 293	17
El Salvador	1	0	Thailand	4	0
Georgia	94	1	Tunisia	2	0
Ghana	31	0	Turkey	79	1
India	800	7	Turkmenistan	5	1
Indonesia	3	0	Ukraine	2 740	58
Iran	7	0	Uzbekistan	1 822	26
Israel	2	0	Vanuatu	1	0
Kazakhstan	417	5	Vietnam	24	3
Kenya	7	0	Zimbabwe	83	0
Kyrgyzstan	608	17	Stateless	5	0
Lebanon	4	0	Total	14 414	222
Mexico	2	0			

Source: Data from the Register of Foreigners.

7.13. Number of TRP issued to foreigners arriving under an investment agreement or collective relocation in 2022–2025

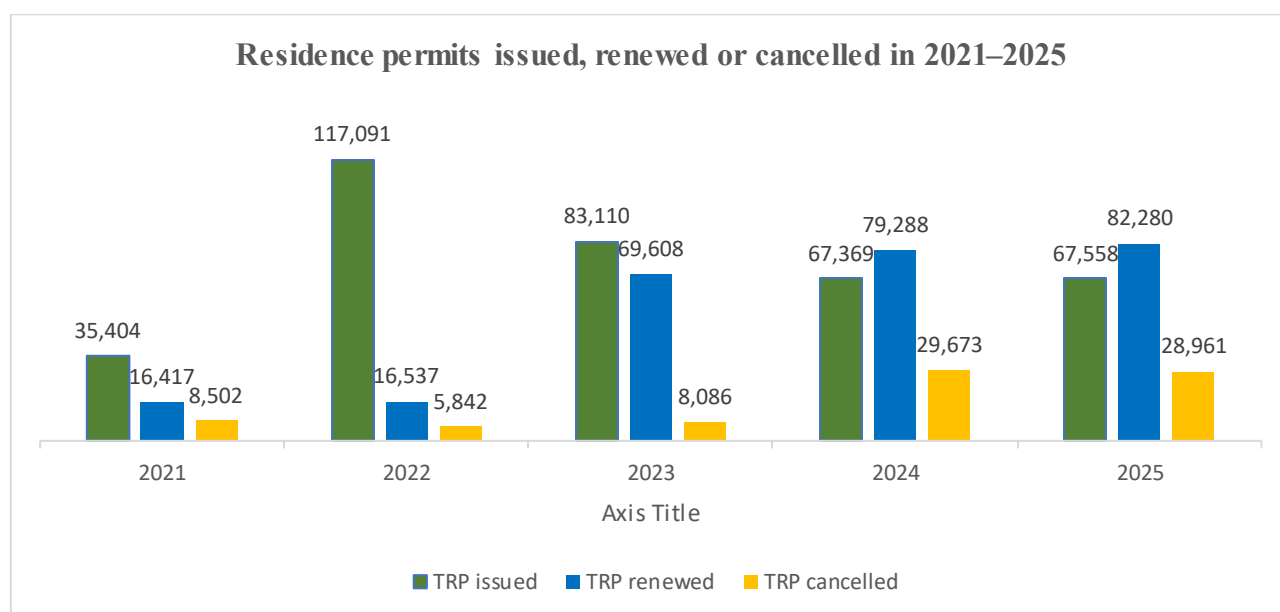
Citizenship	2022	2023	2024	2025
Belarus	148	39	25	80
Kazakhstan	1	0	1	0
Kyrgyzstan	3	11	11	0
Russia	11	0	2	7
Tajikistan	0	0	3	0
Ukraine	2	0	0	1
Uzbekistan	0	1	0	0
Total	165	51	42	88

Source: Data from the Register of Foreigners.

7.14. Indicators for TRP procedures between 2021–2025

Year	2021	2022	2023	2024	2025
Applications accepted	55 977	130 862	166 717	156 328	158 214
- to issue a TRP	30 045	110 827	86 290	64 769	59 947
- to renew a TRP	25 932	20 035	80 427	91 559	98 267
Refused to issue a TRP	307	163	2 114	7 649	5 760
Refused to renew a TRP	16	26	567	622	1 454
TRP issued	35 404	117 091	83 110	67 369	67 558
TRP renewed	16 417	16 537	69 608	79 288	82 280
TRP cancelled	8 502	5 842	8 086	29 673	28 961

Source: Data from the Register of Foreigners.





8. LONG-TERM RESIDENT PERMITS OF THE REPUBLIC OF LITHUANIA TO RESIDE IN THE EUROPEAN UNION

[8.1. Number of foreigners applying for LRP by citizenship in 2025](#)

[8.2. Number of decisions to issue, to refuse to issue and to withdraw LRP by citizenship of foreigners in 2025](#)

[8.3. Number of decisions to issue LRP by ground of issue in 2025](#)

[8.4. Number of foreigners with LRP issued by citizenship in 2025](#)

[8.5. Number of foreigners with LRP renewed by citizenship in 2025](#)

[8.6. Number of decisions to cancel LRP by ground in 2025](#)

[8.7. Indicators for LRP procedures between 2021–2025](#)



8.1. Number of foreigners applying for LRP by citizenship in 2025

Citizenship	Number of applications	Citizenship	Number of applications	Citizenship	Number of applications
Albania	1	USA	35	South Korea	1
Algeria	2	United Kingdom	32	Russia	260
Armenia	8	Cameroon	11	Georgia	17
Australia	3	Canada	4	El Salvador	1
Azerbaijan	29	Kazakhstan	30	Singapore	1
Belarus	270	Kenya	1	Syria	6
Bangladesh	5	China	4	Somali	1
Bolivia	1	Kyrgyzstan	2	Sri Lanka	2
Bosnia and Herzegovina	1	Colombia	1	Tajikistan	3
Brazil	3	Costa Rica	1	Thailand	1
Egypt	16	Lebanon	9	Tunisia	1
Eritrea	1	Madagascar	1	Turkey	32
Philippines	2	Morocco	3	Turkmenistan	1
Ghana	2	Mexico	4	Ukraine	341
Honduras	1	Moldova	1	Uzbekistan	3
India	51	New Zealand	2	Venezuela	1
Iran	12	Nepal	3	Vietnam	2
Israel	12	Nigeria	24	Zimbabwe	1
Japan	4	Nigeria	1	Stateless	7
Yemen	3	Pakistan	7	Total	1 287
Jordan	1	RSA	1		

Source: Data from the Register of Foreigners.

8.2. Number of decisions to issue, to refuse to issue and to withdraw LRP by citizenship of foreigners in 2025

Citizenship	to issue	to refuse to issue a visa	to cancel	Citizenship	to issue	to refuse to issue a visa	to cancel
Afghanistan	6	0	0	Costa Rica	1	0	0
Albania	1	0	0	Lebanon	7	0	0
Algeria	2	0	0	Madagascar	1	0	0
Armenia	8	0	1	Morocco	3	0	0
Australia	2	0	0	Mexico	5	0	0
Azerbaijan	26	0	1	Moldova	1	0	1
Belarus	311	15	37	New Zealand	2	0	0
Bangladesh	3	0	0	Nepal	2	0	0
Bolivia	1	0	0	Nigeria	14	4	2
Bosnia and Herzegovina	1	0	0	Pakistan	6	0	1
Brazil	4	0	1	RSA	1	0	0
Egypt	14	1	0	South Korea	1	0	0

Eritrea	1	0	0	Russia	252	95	115
Philippines	2	0	0	Georgia	11	0	0
Ghana	2	0	0	Singapore	1	0	0
Grenada		3	0	Syria	9	0	0
Honduras	1	0	0	Somali	1	0	0
India	42	3	0	Sri Lanka	2	0	1
Iran	9	0	0	Tajikistan	6	0	0
Israel	12	0	1	Thailand	1	0	0
Japan	4	0	0	Turkey	36	5	1
USA	34	1	2	Ukraine	333	22	10
Yemen	2	0	0	Uzbekistan	2	1	0
Jordan	1	0	0	Venezuela	1	0	0
United Kingdom	32	0	0	Vietnam	2	0	0
Cameroon	8	2	0	Germany		0	1
Canada	3	0	0	Zimbabwe	1	0	0
Kazakhstan	28	0	1	Stateless	8	2	27
Kenya	1	1	0	Total	1 278	155	204
China	4	0	3				
Kyrgyzstan	1	0	0				

Source: Data from the Register of Foreigners.

8.3. Number of decisions to issue LRP by ground of issue in 2025

Grounds for issue	Number of decisions
A foreigner has the right to restore citizenship of the Republic of Lithuania in accordance with the procedure set out in the Law on Citizenships	27
A foreigner has resided in a foreign country for no longer than 12 months or in another EU Member State for no longer than 6 years and has not acquired long-term resident status, and prior to settling in a foreign country, resided in the Republic of Lithuania and held a LRP	9
A foreigner is a person of Lithuanian origin	162
A foreigner came to reside in the Republic of Lithuania together with a citizen of the Republic of Lithuania as a member of his/her family	69
A foreigner has lost the citizenship of the Republic of Lithuania, but lives in the Republic of Lithuania	8
A foreign is a child under 18 years of age, born in the Republic of Lithuania, and his/her parents or one of them is a citizen of the Republic of Lithuania whose place of residence is declared in the Republic of Lithuania, or has a permanent residence permit	143
A foreigner has resided in the Republic of Lithuania without interruption for the last 5 years and has held a TRP	668
LRP was issued in accordance with the provisions of the Law on the Implementation of the Law of the Republic of Lithuania on the Legal Status of Foreigners	1
A foreigner has obtained refugee status in the Republic of Lithuania	157
Family members of a person of Lithuanian origin or a person entitled to restore Lithuanian citizenship who are coming to live in Lithuania together	34
A foreigner has resided in a Member State of the European Union without interruption for the past 5 years, including at least 2 years without interruption in the Republic of Lithuania, and held a temporary residence permit as a family member of a foreigner holding a European Union Blue Card	2
Total	1 280

Source: Data from the Register of Foreigners.

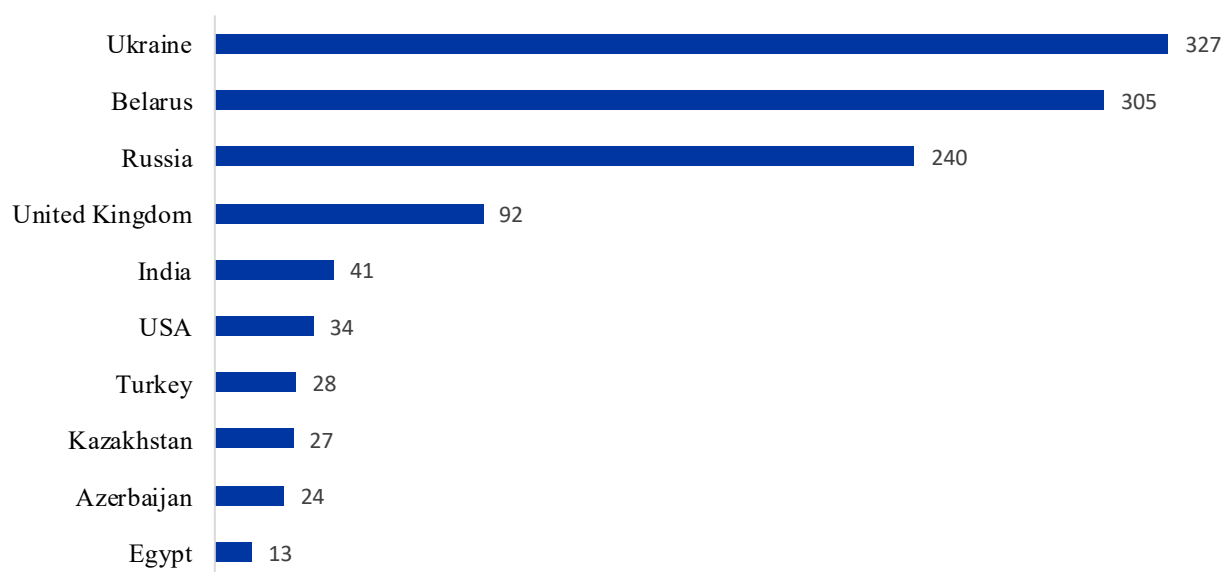
8.4. Number of foreigners with LRP issued by citizenship in 2025

Citizenship	to issue	Citizenship	to issue	Citizenship	to issue
Afghanistan	7	USA	34	RSA	1
Albania	1	Yemen	2	South Korea	1
Algeria	2	Jordan	1	Russia	240
Armenia	8	United Kingdom	92	Georgia	11
Australia	2	Cameroon	9	Singapore	1
Azerbaijan	24	Canada	3	Syria	9
Belarus	305	Kazakhstan	27	Sri Lanka	2
Bangladesh	3	Kenya	1	Somali	1
Bolivia	1	China	3	Tajikistan	5
Bosnia and Herzegovina	1	Kyrgyzstan	1	Thailand	1
Brazil	4	Costa Rica	1	Turkey	28
Egypt	13	Lebanon	7	Ukraine	327
Eritrea	1	Madagascar	1	Uzbekistan	2
Philippines	2	Morocco	3	Venezuela	1
Ghana	2	Mexico	5	Vietnam	2
Honduras	1	Moldova	1	Zimbabwe	1
India	41	New Zealand	2	Stateless	7
Iran	7	Nepal	2	Total	1 297
Israel	13	Nigeria	13		
Japan	4	Pakistan	7		

Note. Table includes 638 renewed residence permits.

Source: Data from the Population Register.

Number of foreigners with LRP issued by citizenship in 2025 (top 10)



8.5. Number of foreigners with LRP renewed by citizenship in 2025

Citizenship	to renew	Citizenship	to renew	Citizenship	to renew
Afghanistan	2	Iran	2	Nigeria	3
Argentina	2	Israel	14	Pakistan	2
Armenia	49	USA	28	Russia	1 231
Azerbaijan	17	Jordan	1	Georgia	10
Belarus	354	United Kingdom	1	Syria	10
Belize	1	Cambodia	1	Tajikistan	6
Brazil	1	Canada	2	Turkey	28
Egypt	4	Kazakhstan	27	Turkmenistan	1
Ecuador	1	China	24	Ukraine	206
Eritrea	1	Colombia	1	Vietnam	22
Philippines	1	Lebanon	6	Stateless	426
India	1	Mexico	1	Total	2 497
Indonesia	1	Moldova	9		

Source: Data from the Register of Foreigners.

8.6. Number of decisions to cancel LRP by ground in 2025.

Grounds for issue	Number of decisions
A foreigner has been living in another Member State of the European Union for more than 6 years or has acquired long-term resident status in another Member State of the European Union	11
Refugee status granted to a foreigner shall be cancelled in accordance with the procedure established by this Law	3
Permit is obtained by fraud	11
Living of a foreigner in the Republic of Lithuania poses a threat to national security	61
A foreigner who has resided in a non-EU Member State for more than 12 consecutive months, or a foreigner who has been granted a permanent residence permit on the grounds specified in Article 53(1)(81) or (82) of this Law, has resided in a non-EU Member State for more than 24 consecutive months	112
If a permanent residence permit issued to a foreigner is cancelled, the permanent residence permits of his/her family members living with him/her shall also be cancelled, unless they are entitled to reside in the Republic of Lithuania on other grounds specified in this Law	7
When the Migration Department decides to cancel the status of a resettled person on the grounds set forth in paragraphs 2–5 of part 1 of this article, the document issued to the person confirming or granting the foreigner the right to reside permanently in the Republic of Lithuania shall also be cancelled, except in cases where the person has the right to reside permanently in the Republic of Lithuania on other grounds established by the Law on the Legal Status of Foreigners.	1
Total	204

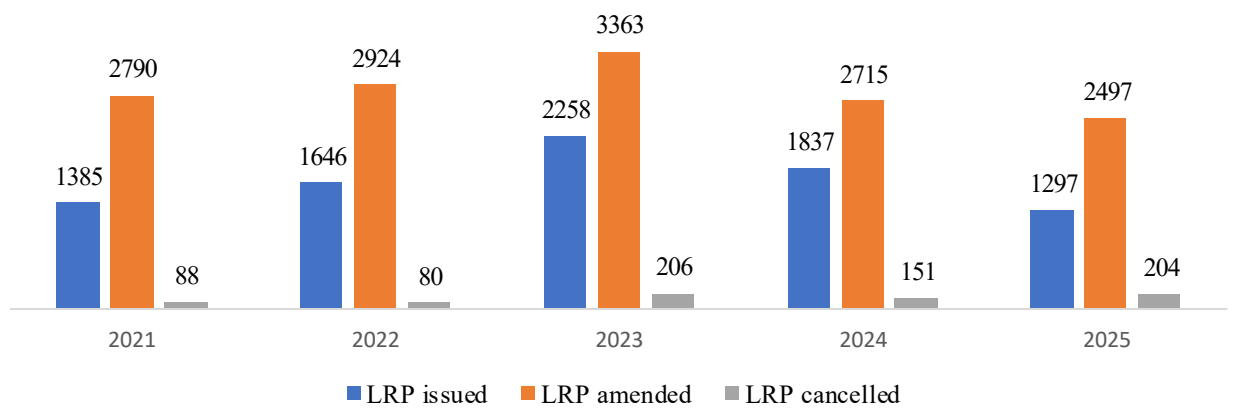
Source: Data from the Register of Foreigners.

8.7. Indicators for LRP procedures between 2021–2025

Year	2021	2022	2023	2024	2025
Decision to issue LRP taken	1 066	1 142	1 390	1 233	1 287
Refused to issue LRP	27	14	129	109	155
LRP issued	1 385	1 646	2 258	1 837	1 297
LRP renewed	2 790	2 924	3 363	2 715	2 497
LRP cancelled	88	80	206	151	204

Source: Data from the Register of Foreigners.

LRP issued, replaced, cancelled 2021-2025





9. TRAVEL DOCUMENTS ISSUED TO FOREIGNERS

[9.1. Number of travel documents issued to foreigners between 2021-2025](#)

[9.2. Number of foreigners' passports issued and renewed by citizenship in 2025](#)

[9.3. Number of refugee travel documents issued to foreigners by citizenship in 2025](#)

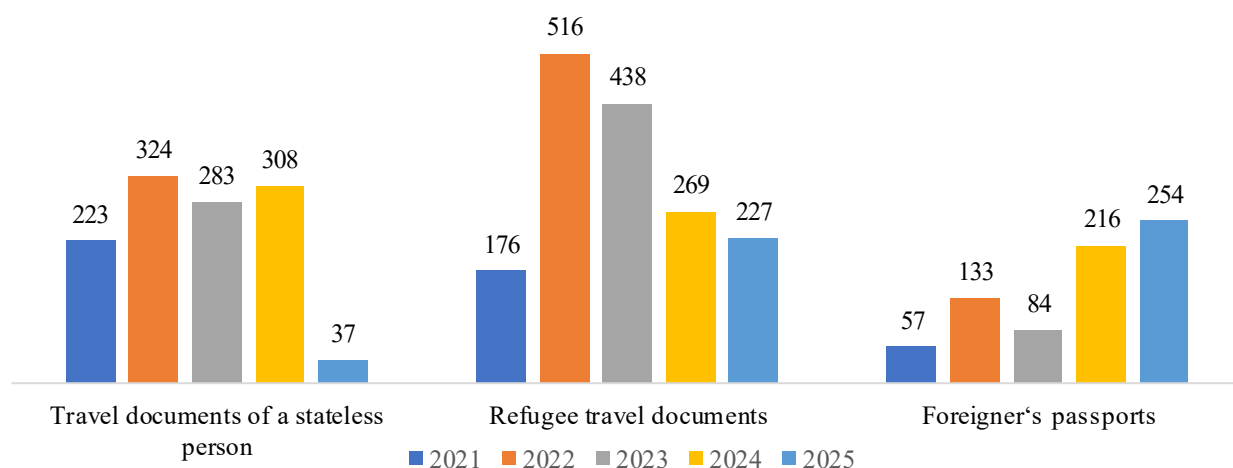


9.1. Number of travel documents issued to foreigners between 2021-2025

	2021	2022	2023	2024	2025
Total issued, of which:	456	973	805	793	518
- Travel documents of a stateless person	223	324	283	308	37
- Refugee travel documents	176	516	438	269	227
- Foreigners' passports	57	133	84	216	254

Source: Data from the Population Register.

Number of travel documents issued to foreigners between 2021-2025



9.2. Number of foreigners' passports issued and renewed by citizenship in 2025

Citizenship	Number of applications	Issued	Renewed	Citizenship	Number of applications	Issued	Renewed
Afghanistan	15	3	12	Russia	16	9	7
Belarus	249	234	15	Syria	4	1	3
Eritrea	3	0	3	Tajikistan	2	1	1
Iraq	2	0	2	Turkey	2	0	2
Yemen	1	1	0	Ukraine	1	1	0
Mali	1	1	0				
South Sudan	4	3	1	Total	300	254	46

Source: Data from the Population Register.

9.3. Number of refugee travel documents issued to foreigners by citizenship in 2025

Citizenship	Number of applications	Issued	Renewed	Citizenship	Number of applications	Issued	Renewed
Afghanistan	14	14	0	Russia	52	40	12
Belarus	124	122	2	Georgia	1	1	0
Eritrea	4	2	2	Syria	23	11	12
Iran	1	1	0	Sudan	1	1	0
Cameroon	2	2	0	Tajikistan	26	15	11
Kazakhstan	1	1	0	Turkey	18	12	6
Cuba	3	3	0	Uzbekistan	1	1	0
South Sudan	1	1	0	Total	272	227	45

Source: Data from the Population Register.



10. UKRAINIAN WAR REFUGEES IN THE REPUBLIC OF LITHUANIA

[10.1. General information on registered Ukrainian war refugees in the Republic of Lithuania in 2022-2025](#)

[10.2. Number of registered Ukrainian war refugees in the Republic of Lithuania by Migration Department Divisions in 2025](#)



10.1. General information on registered Ukrainian war refugees in the Republic of Lithuania in 2022-2025

Indicator	2022	2023	2024	2025
Ukrainian war refugees registered	72 496	10 677	9 285	9 423
Decisions taken to issue temporary residence permits on the grounds of temporary protection	68 352	14 093	12 396	12 513
Applications accepted to renew temporary residence permits on the grounds of temporary protection	7 048	43 424	51 344	40 886
Decisions taken to renew temporary residence permits on the grounds of temporary protection	0	39 537	50 172	41 981

Note. For more detailed information about Ukrainian war refugees and their family members, please visit: <https://osp.stat.gov.lt/ukraine-dashboards>.

10.2. Number of registered Ukrainian war refugees in the Republic of Lithuania by Migration Department Divisions in 2025

Migration Department Division / Registration Centre	Number
Vilnius Division (Alytus)	471
Kaunas Division	1 612
Klaipėda Division	1 371
Kaunas Division (Marijampolė)	1 159
Panevėžys Division	372
Panevėžys Division (Visaginas)	70
Šiauliai Division	688
Klaipėda Division (Tauragė)	1
Šiauliai Division (Telšiai)	17
Panevėžys Division (Utena)	283
Vilnius Division	3 379
Total	9 423



11. ASYLUM IN THE REPUBLIC OF LITHUANIA

[11.1. Number of foreigners who applied for asylum in the Republic of Lithuania by citizenship between 2021-2025](#)

[11.2. Applications for asylum in the Republic of Lithuania submitted by foreigners and decisions taken in 2025](#)

[11.3. Granting asylum to foreigners in Lithuania](#)

[11.4. Number of requests from the Republic of Lithuania to take over the examination of an asylum application to other States responsible under the *Dublin III* Regulation for the examination of an asylum application lodged by an foreigner in 2025](#)

[11.5. Number of requests from other countries to take over the processing of asylum applications to the Republic of Lithuania under the *Dublin III* Regulation in 2025](#)

[11.6. Number of asylum seekers resettled in the Republic of Lithuania from other countries between 2020-2025](#)

[11.7. Number of unaccompanied minor asylum seekers by citizenship and sex between 2021-2025](#)

[11.8. Number of foreigners issued with foreigner registration certificates giving the right to work, by citizenship in 2025](#)



11.1. Number of foreigners who applied for asylum in the Republic of Lithuania by citizenship between 2021-2025

Citizenship	2021	2022	2023	2024	2025
Afghanistan	297	41	26	8	18
Algeria	0	1	1	0	5
Armenia	0	0	4	1	1
Azerbaijan	5	4	6	11	10
Belarus	260	416	287	140	83
Burkina Faso	2	0	0	0	0
Bangladesh	3	2	2	1	2
Benin	1	0	0	0	0
Guinea-Bissau	0	0	0	0	1
Central Africa	1	1	0	0	0
Ivory Coast	22	3	0	0	0
Egypt	6	12	4	1	5
Ecuador	0	0	0	0	1
Eritrea	32	1	2	0	7
Ethiopia	2	0	2	0	4
Gambia	19	2	1	1	0
Ghana	7	0	0	0	2
Georgia	2	5	0	2	0
Guinea	81	6	1	0	0
India	70	4	6	3	3
Iraq	2 480	138	27	20	16
Iran	63	12	12	2	11
Israel	0	1	1	0	2
Yemen	11	7	2	0	2
Jordan	0	0	1	0	0
USA	0	0	0	1	3
Cameroon	125	17	4	6	4
Kazakhstan	2	3	3	1	2
China	0	1	0	0	1
Kyrgyzstan	1	0	0	0	3
Colombia	0	0	0	0	1
Republic of the Congo	44	1	1	0	0
Democratic Republic of the Congo	149	11	4	1	2
Cuba	0	10	8	18	0
Kuwait	1	0	0	0	0
Lebanon	5	1	0	0	0
Liberia	1	0	0	0	0
Libya	1	0	0	1	0
Mali	14	4	2	0	0

Morocco	1	0	1	0	3
Myanmar	0	0	0	0	1
Moldova	0	1	5	0	5
Mongolia	6	0	0	0	0
Nepal	2	0	0	0	0
Nigeria	35	25	5	2	3
Pakistan	28	2	3	10	13
Palestine	3	1	0	0	1
RSA	0	0	0	1	1
South Sudan	4	1	3	0	0
Russia	132	148	55	47	34
El Salvador	1	0	0	0	0
Senegal	11	2	0	1	0
Sierra Leone	9	0	0	0	0
Syria	115	65	31	5	6
Somali	18	0	2	2	46
Sudan	8	6	1	0	2
Sri Lanka	63	23	17	0	3
Tajikistan	52	56	20	22	24
Togo	26	2	2	0	0
Tunisia	0	1	0	0	1
Turkey	31	3	5	8	12
Turkmenistan	0	0	1	0	0
Ukraine	2	9	4	23	29
Uzbekistan	2	1	12	21	8
Venezuela	0	0	0	1	0
Stateless	3	1	1	1	0
Total	4 259	1 051	575	362	381

Source: Data from the Register of Foreigners.

11.2. Applications for asylum in the Republic of Lithuania submitted by foreigners and decisions taken in 2025

Citizenship	Applications			Decisions						
	Submitted for the first time	Submitted repeatedly	Total	To grant refugee status	To grant subsidiary protection	Not to grant asylum	To discontinue examination of the application	Not to examine the application	To resettle persons under the Dublin III Regulation	Total
Afghanistan	18	0	18	7	0	3	1	1	1	13
Algeria	5	0	5	0	0	1	3	0	1	5
Armenia	0	1	1	0	0	1	0	1	0	2
Azerbaijan	10	0	10	0	0	10	3	0	2	15
Belarus	69	14	83	104	1	42	9	2	4	162
Bangladesh	2	0	2	0	0	2	0	0	0	2
Guinea-Bissau	0	1	1	0	0	0	0	1	0	1
Egypt	5	0	5	0	0	1	1	0	0	2
Ecuador	1	0	1	0	0	0	0	0	0	0
Eritrea	7	0	7	0	0	0	2	0	0	2
Ethiopia	4	0	4	0	0	0	4	0	0	4
Ghana	1	1	2	0	0	1	0	0	0	1
India	3	0	3	0	0	0	2	0	1	3
Iraq	2	14	16	0	0	3	22	1	0	26
Iran	11	0	11	0	0	2	1	0	0	3
Israel	1	1	2	0	0	1	0	0	1	2
Yemen	2	0	2	0	0	0	1	0	0	1
USA	3	0	3	0	0	1	0	0	0	1
Cameroon	3	1	4	0	0	5	0	1	1	7
Kazakhstan	2	0	2	1	0	1	1	0	0	3
China	1	0	1	0	0	0	0	0	0	0
Kyrgyzstan	3	0	3	0	0	2	1	0	0	3

Colombia	1	0	1	0	0	0	0	0	1	1
Democratic Republic of the Congo	1	1	2	0	0	6	1	0	3	10
Cuba	0	0	0	0	0	1	4	0	2	7
Mali	0	0	0	0	1	0	0	0	0	1
Morocco	3	0	3	0	0	0	0	0	1	1
Myanmar	1	0	1	0	0	0	0	0	0	0
Moldova	5	0	5	0	0	5	1	0	0	6
Nigeria	3	0	3	0	0	0	2	0	0	2
Pakistan	12	1	13	0	0	5	6	0	0	11
Palestine	1	0	1	0	0	0	0	0	1	1
RSA	0	1	1	0	0	0	0	0	0	0
Russia	24	10	34	25	1	35	5	4	1	71
Georgia	0	0	0	0	0	3	0	0	0	3
Senegal	0	0	0	0	0	1	0	0	0	1
Syria	6	0	6	2	0	0	8	0	0	10
Somali	45	1	46	0	0	3	28	0	2	33
Sri Lanka	3	0	3	0	0	0	0	0	2	2
Sudan	2	0	2	0	1	0	0	0	0	1
Tajikistan	18	6	24	3	0	9	1	4	1	18
Tunisia	1	0	1	0	0	1	0	0	0	1
Turkey	12	0	12	7	0	5	2	0	0	14
Ukraine	29	0	29	0	0	30	8	0	1	39
Uzbekistan	8	0	8	0	0	8	2	0	0	10
Venezuela	0	0	0	0	0	1	0	0	0	1
Total	328	53	381	149	4	189	119	15	26	502

Source: Data from the Register of Foreigners and the Migration Department.

11.3. Granting asylum to foreigners in Lithuania

Year	To grant refugee status	To grant subsidiary protection	Not to grant asylum	Discontinued examination of the application
2004	12	407	50	91
2005	15	328	30	7
2006	12	385	29	16
2007	9	393	51	32
2008	14	350	49	28
2009	11	221	155	98
2010	1	110	180	209
2011	7	88	280	146
2012	13	111	335	169
2013	15	123	115	124
2014	24	153	106	151
2015	17	69	97	158
2016	181	14	87	60
2017	280	13	83	89
2018	136	18	132	100
2019	79	13	233	157
2020	80	1	266	254
2021	443	8	2 768	532
2022	316	21	548	733
2023	403	1	191	251
2024	178	12	235	105
2025	149	4	189	119
Total	2 395	2 843	6 209	3 629

Source: Data from the Register of Foreigners.

11.4. Number of requests from the Republic of Lithuania to take over the examination of an asylum application to other States responsible under the Dublin III Regulation for the examination of an asylum application lodged by an foreigner in 2025

Country to which the application is submitted	Applications sent	Refused to take over	Agreed to take over	Foreigners resettled
Austria	4	2	2	1
Belgium	1	1	0	0
Bulgaria	3	3	0	0
Czech Republic	2	2	0	0
Estonia	1	0	1	1
Greece	1	1	0	0
Spain	4	2	4	3
Italy	6	2	4	0
Croatia	2	1	1	1
Latvia	83	26	36	6
Poland	18	14	4	3
The Netherlands	2	1	1	0
Norway	1	0	1	1
France	4	2	2	1
Romania	5	2	4	0
Finland	4	0	4	3
Slovenia	1	1	0	0
Sweden	3	1	2	0
Switzerland	2	2	0	0
Hungary	2	1	1	0
Germany	13	8	5	6
Total:	162	71	73	26

Source: Data from the Migration Department.

11.5. Number of requests from other countries to take over the processing of asylum applications to the Republic of Lithuania under the *Dublin III* Regulation in 2025

Name of country	Applications received	Refused to take over	Agreed to take over	Foreigners resettled
Austria	6	1	5	2
Belgium	25	9	16	1
Czech Republic	22	1	21	3
Denmark	2	0	2	1
Greece	5	2	3	0
Iceland	1	0	1	1
Spain	1	0	1	0
Italy	41	1	40	0
Croatia	3	3	0	0
Latvia	2	0	2	1
Poland	37	6	31	15
Luxembourg	0	0	0	1
The Netherlands	26	2	24	2
Norway	6	1	5	5
Portugal	1	0	1	0
France	74	25	49	2
Finland	3	0	3	1
Sweden	28	2	26	23
Switzerland	11	1	10	6
Germany	135	39	96	38
Total:	429	93	336	102

Source: Data from the Migration Department.

11.6. Number of asylum seekers resettled in the Republic of Lithuania from other countries between 2020–2025

Year	Country from which foreigners were resettled	Citizenship of resettled foreigners	Number	Total
2020	Greece	Afghanistan	1	6
	Jordan	Syria	5	
2021	Italy	Sudan, Eritrea	12	212
	Greece	Afghanistan	2	
	Malta	Eritrea, South Sudan	2	
	Ethiopia	Eritrea	17	
	Afghanistan	Afghanistan, Tajikistan	179	
2022	Malta	Eritrea, Cameroon	2	22
	Kosovo	Afghanistan	20	
2023	Italy	South Sudan, Mali	5	5
2024	-	-	0	0
2025	-	-	0	0

Source: Data from the Migration Department.

11.7. Number of unaccompanied minor asylum seekers by citizenship and sex between 2021-2025

Citizenship	2021		2022		2023		2024		2025	
	M	F	M	F	M	F	M	F	M	F
Afghanistan	6	0	1	0	0	0	0	0	0	0
Belarus	0	0	1	0	0	0	0	0	0	0
Burkina Faso	1	0	0	0	0	0	0	0	0	0
Ivory Coast	3	0	0	0	0	0	0	0	0	0
Egypt	0	0	0	0	0	0	0	0	1	0
Eritrea	1	0	0	0	0	0	0	0	0	0
Ethiopia	1	0	0	0	0	1	0	0	2	0
Gambia	5	0	0	0	1	0	0	0	0	0
Guinea	22	1	0	0	0	0	0	0	0	0
Iraq	18	0	2	0	1	0	0	0	0	0
Iran	12	0	0	0	1	0	0	0	1	0
Yemen	1	0	0	0	1	0	0	0	0	0
Cameroon	10	1	0	0	0	0	0	0	0	0
Republic of the Congo	7	1	0	0	0	0	0	0	0	0
Democratic Republic of the Congo	8	0	0	0	0	0	0	0	0	0
Lebanon	1	0	0	0	0	0	0	0	0	0
Mali	4	0	0	0	0	0	0	0	0	0
Pakistan	2	0	0	0	0	0	0	0	0	0
Senegal	3	0	0	0	0	0	0	0	0	0
Sierra Leone	1	0	0	0	0	0	0	0	0	0
Syria	6	0	1	0	0	0	0	0	0	0
Somali	7	0	0	0	0	1	0	0	19	6
Sudan	0	0	0	0	0	0	0	0	1	0
Ukraine	0	0	0	3	0	0	0	0	0	0
Total	122		8		6		0		30	

Note. M – male, F – female

Source: Data from the Migration Department.

11.8. Number of foreigners issued with foreigner registration certificates giving the right to work by citizenship in 2025

Citizenship	Total	Asylum seekers	Undocumented migrants
Afghanistan	4	4	0
Algeria	2	0	2
Armenia	1	1	0
Azerbaijan	8	8	0
Belarus	66	66	0
Central Africa	2	0	2
Democratic Republic of the Congo	7	2	5
Gambia	4	0	4
Ghana	8	2	6
Guinea	6	0	6
Iraq	21	4	17
Iran	3	3	0
Israel	1	1	0
USA	3	3	0
Yemen	1	0	1
Cameroon	19	5	14
Congo	4	1	3
Cuba	2	2	0
Morocco	2	2	0
Nigeria	1	0	1
Pakistan	8	6	2
Russia	41	41	0
Georgia	2	2	0
Senegal	6	1	5
Syria	1	1	0
Somali	6	5	1
Tajikistan	10	7	3
Togo	3	0	3
Tunisia	1	1	0
Turkey	1	1	0
Ukraine	7	7	0
Uzbekistan	8	8	0
Stateless	2	0	2
Total	261	184	77

Source: Data from the Migration Department.

12. CONTROL OF FOREIGNERS

[12.1. Number of foreigners refused entry to the Republic of Lithuania by citizenship in 2025](#)

[12.2. Number of foreigners refused entry to the Republic of Lithuania by reasons specified in the Schengen Borders Code in 2025](#)

[12.3. Number of foreigners accommodated in the SBGS Foreigners' Registration Centre by country of origin in 2025](#)

[12.4. Number of administrative offence reports issued for administrative offences under the articles of the CAO by the offences committed between 2021-2025](#)

[12.5. Number of decisions taken to order a foreigner to leave the Republic of Lithuania by citizenship between 2021-2025](#)

[12.6. Number of decisions taken to return a foreigner to a foreign country by citizenship between 2021-2025](#)

[12.7. Number of decisions taken to expel a foreigner from the Republic of Lithuania by citizenship between 2021-2025](#)

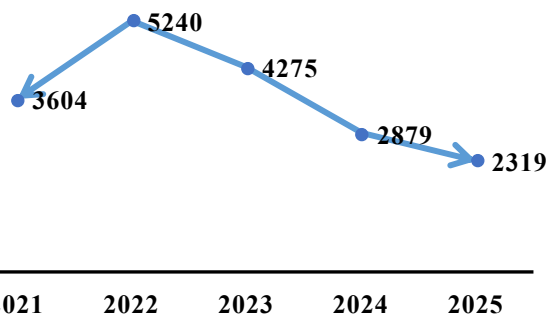


12.1. Number of foreigners refused entry to the Republic of Lithuania by citizenship in 2025

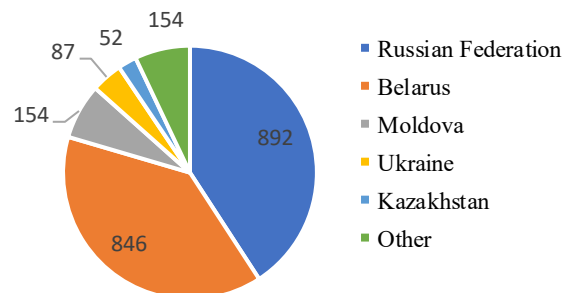
Citizenship	Number of decisions	Citizenship	Number of decisions
Albania	2	Kenya	1
Argentina	1	China	11
Armenia	8	Kyrgyzstan	38
Azerbaijan	36	Cuba	4
Belarus	846	Morocco	1
Bangladesh	1	Mexico	2
Brazil	1	Moldova	154
Burundi	2	Nigeria	5
Egypt	1	Pakistan	10
Philippines	2	RSA	1
Ghana	3	Russian Federation	892
Guinea	1	Georgia	45
India	4	Serbia	2
Iraq	1	Syria	1
Israel	5	North Macedonia	1
Japan	1	Tajikistan	7
Jordan	1	Turkey	21
United Kingdom	7	Ukraine	87
USA	8	Uzbekistan	50
UAE	1	Zimbabwe	1
Cameroon	1	Total	2 319
Kazakhstan	52		

Source: Data from the State Border Guard Service.

Number of foreigners refused entry to the Republic of Lithuania



Number of foreigners refused entry to the Republic of Lithuania by citizenship in 2025



12.2. Number of foreigners refused entry to the Republic of Lithuania by reasons specified in the Schengen Borders Code in 2025

Reason for refused entry	Number of foreigners
(A) Does not have valid travel document	309
(B) Holds of a false/forged/counterfeit travel document	2
(C) Does not have a valid visa or residence permit	436
(D) Holds a false/forged/counterfeit visa or residence permit	9
(E) Does not have appropriate documents justifying the purpose and conditions of stay	731
(F) Has already stayed three months in the territory of the EU Member States within a 6-month period	95
(G) Does not have sufficient means of subsistence for the period and manner of stay or means to return to the country of origin or transit	136
(H) Is a person for whom a refusal of entry alert is entered in the SIS or in the national register	202
(I) Is considered to be a threat to public policy, internal security, public health or international relations of one or more EU Member States	534
(J) Refused to provide biometric data, if required to create a personal file in the entry-exit system, or to undergo a border check	2
Total	2 456

Source: Data from the State Border Guard Service.

12.3. Number of foreigners accommodated in the SBGS Foreigners' Registration Centre by country of origin in 2025

State	Total	Males	Females	Children	State	Total	Males	Females	Children
Afghanistan	155	143	7	5	Cuba	4	3	1	0
Algeria	81	80	1	0	Lebanon	1	1	0	0
Armenia	5	2	1	2	Libya	1	1	0	0
Azerbaijan	22	17	4	1	Macedonia	1	1	0	0
Belarus	30	26	4	0	Mali	4	3	1	0
Bangladesh	47	47	0	0	Morocco	48	47	1	0
United Kingdom	1	1	0	0	Moldova	8	8	0	0
Egypt	63	63	0	0	Nepal	5	5	0	0
Ecuador	1	1	0	0	Nigeria	9	7	2	0
Eritrea	76	46	27	3	Pakistan	51	51	0	0
Ethiopia	62	32	29	1	Palestine	3	3	0	0
Philippines	3	3	0	0	Russia	35	27	8	0
Gambia	1	1	0	0	Georgia	10	10	0	0
Ghana	4	4	0	0	Senegal	1	1	0	0
Guinea	7	6	1	0	Syria	30	30	0	0
India	18	18	0	0	Somali	156	118	28	10
Iraq	26	20	3	3	Sri Lanka	6	6	0	0
Iran	21	21	0	0	Sudan	24	24	0	0
Yemen	37	37	0	0	Tajikistan	47	21	8	18

Cameroon	13	13	0	0	Togo	2	2	0	0
Kazakhstan	6	4	2	0	Turkey	9	9	0	0
China	1	1	0	0	Turkmenistan	1	1	0	0
Kyrgyzstan	9	9	0	0	Ukraine	62	55	6	1
Colombia	1	0	1	0	Uzbekistan	38	37	1	0
Congo	1	1	0	0	Vietnam	1	1	0	0
Democratic Republic of the Congo	6	6	0	0	Total	1 254	1 074	136	44

Source: Data from the State Border Guard Service.

12.4. Number of administrative offence reports issued for administrative offences under the articles of the CAO by the offences committed between 2021-2025

Administrative offence	2021	2022	2023	2024	2025
CAO 528 (living without an identity card or passport)	507	611	583	1 314	1 027
CAO 530 (failure to declare residence or provision of false information)	411	521	1 341	1 561	1 897
CAO 532 (failure to notify the acquisition of citizenship of another state)	0	1	1	4	0
CAO 534 (taking an identity card or passport as collateral)	3	2	3	2	0
CAO 535 (use of an invalid identity document)	0	0	0	0	1
CAO 537 (illegal crossing of the state border due to negligence)	34	20	49	9	19
CAO 538 (violation of the procedure for the entry, stay or residence in the Republic of Lithuania, transit through the Republic of Lithuania and departure from the Republic of Lithuania by foreigners)	2 336	3 441	5 856	4 746	3 971
CAO 539 (provision of living space to foreigners who do not have a passport or other travel document corresponding to it, or a document confirming the right to stay or reside in the Republic of Lithuania)	0	0	0	2	1
CAO 540 (creating conditions for foreigners to engage in activities other than those performed under an employment contract who do not have a permit to engage in such activities, where such a permit is required, and a document confirming the foreigner's right to stay or reside in the Republic of Lithuania)	0	0	0	0	0
CAO 541 (providing false data for the approval of invitations for foreigners to enter the Republic of Lithuania or assisting a foreigner to obtain a document confirming the right to stay or reside in the Republic of Lithuania in another illegal way)	12	24	11	9	13
CAO 542 (failure to notify changes in the foreigner's data)	40	72	75	370	71
Total	3 343	4 692	7 919	8 017	7 000

Source: Data from the Register of Administrative Offences.

12.5. Number of decisions taken to order a foreigner to leave the Republic of Lithuania by citizenship between 2021-2025

Citizenship	2021	2022	2023	2024	2025
Afghanistan	3	1	2	2	5
Armenia	0	0	0	0	1
Azerbaijan	1	1	4	0	1
Belarus	9	13	22	13	6
Bangladesh	1	0	0	0	0
Benin	0	0	0	1	0
Egypt	0	3	0	0	1
Guinea	0	1	0	0	0
India	0	0	0	0	8
Indonesia	0	0	0	1	0
Iraq	0	3	0	0	2
Iran	0	0	1	0	0
Italy	0	0	0	1	0
United Kingdom	0	0	1	0	0
Cameroon	0	1	0	0	2
Kazakhstan	1	1	0	2	1
Kyrgyzstan	0	4	6	2	3
China	0	0	0	2	4
Colombia	0	0	1	0	0
Democratic Republic of the Congo	0	0	1	0	0
Cuba	0	0	0	1	0
Latvia	1	0	0	0	0
Poland	0	0	1	2	0
Lebanon	0	0	0	1	0
Myanmar	0	0	0	1	0
Moldova	0	0	1	2	1
Unknown	2	0	0	0	0
Nepal	1	0	0	0	0
Nigeria	0	1	2	0	1
Pakistan	0	0	2	0	0
RSA	0	0	0	1	0
Romania	0	1	0	0	0
Russia	1	5	8	7	6
Georgia	5	4	6	1	0
Syria	0	1	1	0	3
Slovakia	0	0	1	1	0
Sri Lanka	1	4	5	1	0
Switzerland	0	0	0	1	0
Tajikistan	0	0	1	1	2
Turkey	105	2	8	0	1
Turkmenistan	0	0	0	1	0
Ukraine	5	5	8	23	48

Uzbekistan	0	0	0	10	10
Venezuela	0	0	0	0	1
Vietnam	0	0	0	0	1
Stateless	0	0	0	0	1
Total	136	51	82	78	109

Source: Data from the Register of Foreigners.

12.6. Number of decisions taken to return a foreigner to a foreign country by citizenship between 2021-2025

Citizenship	2021	2022	2023	2024	2025
Afghanistan	1	4	0	0	2
Albania	1	0	2	3	1
Algeria	1	0	3	1	4
Angola	0	0	1	0	2
Antigvos	0	0	0	1	0
Argentina	0	0	1	5	1
Armenia	1	14	9	4	7
Australia	1	0	4	0	3
Azerbaijan	46	76	125	220	158
Bangladesh	1	1	4	7	11
Belarus	447	670	1 325	961	796
Bolivia	0	0	1	0	0
Bosnia and Herzegovina	0	0	1	0	0
Botswana	0	0	1	0	0
Brazil	6	3	3	10	6
Butane	0	0	0	2	0
Cameroon	4	12	11	9	8
Canada	0	2	1	7	5
Chad	0	1	0	0	0
Chile	0	1	1	0	0
China	1	23	17	13	14
Colombia	1	1	6	19	9
Cuba	0	0	0	1	1
Democratic Republic of the Congo	0	2	0	1	0
Ecuador	0	0	0	0	1
Egypt	2	7	8	4	6
El Salvador	1	0	0	1	2
Gabon	0	1	0	0	0
Gambia	0	1	0	0	0
Georgia	73	103	154	117	48
Germany	0	0	0	1	0
Ghana	1	0	4	42	14
Grenada	0	0	1	0	0
Guatemala	0	0	1	0	0
Guinea	0	4	0	0	0

Honduras	0	0	1	2	0
India	13	60	31	83	174
Indonesia	1	4	7	3	4
Iran	16	9	4	5	8
Iraq	418	421	9	7	10
Israel	4	6	21	22	15
Ivory Coast	2	2	1	3	1
Jamaica	0	0	1	0	0
Japan	0	2	0	3	2
Jordan	1	0	0	22	2
Kazakhstan	137	155	205	151	134
Kenya	0	0	2	1	6
Kosovo	0	1	0	0	3
Kuwait	0	0	1	0	1
Kyrgyzstan	105	204	289	263	192
Lebanon	2	5	5	4	4
Liberia	0	0	0	0	1
Libya	1	0	0	2	0
Madagascar	0	0	0	1	1
Malaysia	0	0	0	4	0
Mauritius	0	0	0	3	1
Moldova	28	23	52	60	89
Mongolia	0	0	2	2	0
Morocco	0	6	1	1	12
Myanmar	1	0	0	0	0
Namibia	0	0	0	0	1
Nepal	0	0	2	3	5
New Zealand	0	0	1	1	1
Nigeria	1	8	27	32	25
Nigeria	0	0	0	0	1
North Macedonia	0	0	2	0	1
Oman	0	0	1	0	0
Pakistan	1	3	7	21	49
Palestine	0	0	0	1	0
Panama	0	0	0	1	0
Paraguay	2	0	0	0	0
Peru	1	1	0	1	3
Philippines	32	44	51	39	42
Republic of the Congo	1	2	0	4	0
Romania	2	0	0	0	0
RSA	0	1	2	1	3
Russia	173	301	390	570	1 767
Saudi Arabia	0	0	5	0	0
Senegal	0	0	1	3	0
Serbia	0	1	0	3	6

Seychelles	0	1	0	1	0
Sierra Leone	0	0	0	1	0
South Korea	0	0	0	0	1
South Sudan	0	0	0	2	0
Sri Lanka	3	15	4	7	12
St. Christopher	0	0	0	1	0
Syria	2	1	2	0	0
Taiwan	0	0	0	0	1
Tajikistan	70	132	244	203	171
Tanzania	0	0	0	1	0
Thailand	1	1	1	3	2
Togo	0	1	0	3	1
Tunisia	0	1	1	3	5
Turkey	20	28	60	79	116
Turkmenistan	0	2	0	14	16
Uganda	0	0	1	3	0
Ukraine	435	105	107	378	150
United Kingdom	11	17	22	0	19
Unknown	23	1	2	1	0
Uruguay	0	0	0	2	0
USA	8	8	20	17	23
Uzbekistan	108	170	333	392	443
Vanuatu	0	0	1	1	0
Venezuela	0	0	2	3	2
Vietnam	1	3	2	7	12
Yemen	1	0	6	3	0
Zimbabwe	0	0	0	5	3
Stateless	0	0	0	1	0
Total	2 213	2 671	3 616	3 882	4 640

Source: Data from the Register of Foreigners.

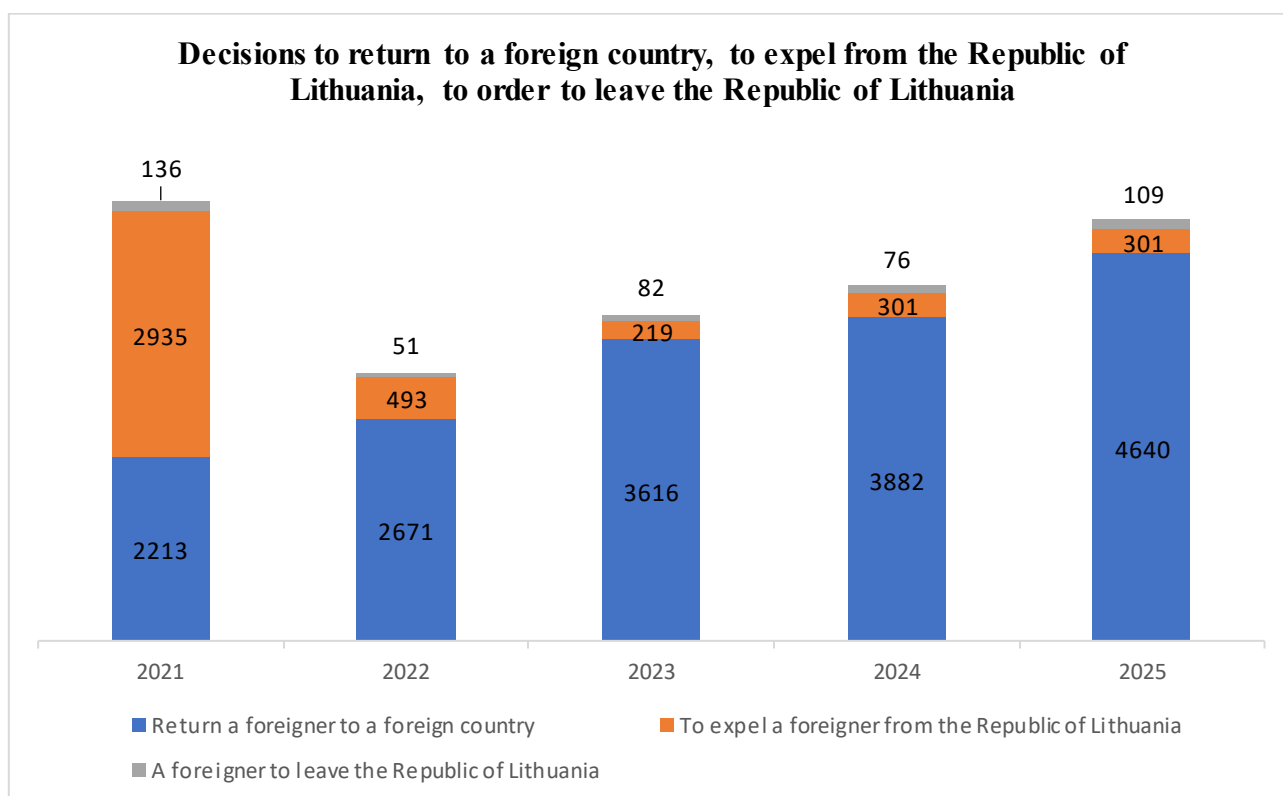
12.7. Number of decisions taken to expel a foreigner from the Republic of Lithuania by citizenship between 2021-2025

Citizenship	2021	2022	2023	2024	2025
Afghanistan	6	0	0	0	1
Algeria	0	0	0	1	3
Armenia	0	1	0	3	1
Azerbaijan	0	0	6	12	13
Bangladesh	1	1	4	0	1
Belarus	6	20	61	72	42
Benin	1	0	0	0	0
Burkina Faso	1	0	0	0	0
Cameroon	109	29	5	2	5
Central Africa	0	1	0	0	0
Colombia	0	0	0	1	0

Cuba	0	0	0	8	1
Democratic Republic of the Congo	150	36	0	5	5
Egypt	7	3	8	0	1
Eritrea	1	0	0	0	0
Ethiopia	0	2	0	0	0
Gambia	19	3	0	1	0
Georgia	4	6	6	9	6
Ghana	8	1	0	1	1
Guinea	72	21	0	1	0
Guinea-Bissau	0	0	1	0	0
India	66	8	0	2	5
Iran	10	9	9	0	2
Iraq	2 150	229	5	5	1
Israel	0	1	2	1	0
Ivory Coast	21	7	0	1	0
Jordan	0	1	0	0	0
Kazakhstan	2	0	2	0	2
Kenya	0	0	0	1	0
Kuwait	1	1	1	0	0
Kyrgyzstan	1	1	5	7	4
Lebanon	2	1	0	0	0
Liberia	1	0	0	0	0
Libya	1	0	0	0	0
Mali	8	5	2	0	0
Moldova	3	2	10	5	4
Morocco	0	0	0	0	2
Nepal	2	0	0	0	0
Nigeria	43	16	4	3	3
North Macedonia	0	0	0	0	1
Pakistan	17	8	0	2	4
Philippines	0	0	0	0	2
Republic of the Congo	25	8	2	1	0
RSA	2	0	0	0	0
Russia	33	13	32	43	33
Senegal	13	2	4	0	1
Sierra Leone	8	1	0	0	0
Somali	5	8	0	1	1
South Sudan	0	1	0	0	0
Sri Lanka	64	5	6	5	0
Sudan	0	8	0	0	0
Sweden	0	0	0	21	0
Syria	4	3	0	0	0
Tajikistan	13	17	21	0	16
Togo	27	5	0	0	0

Tunisia	0	0	0	1	0
Turkey	17	2	1	7	7
Ukraine	3	0	3	34	38
United Kingdom	0	0	0	8	0
Unknown	3	1	0	0	0
USA	0	0	0	1	1
Uzbekistan	5	1	19	35	33
Vietnam	0	0	0	0	1
Yemen	0	5	0	0	0
Stateless	0	0	0	1	0
Total	2 935	493	219	301	241

Source: Data from the Register of Foreigners.



13. CITIZENSHIP OF THE REPUBLIC OF LITHUANIA

[13.1. Acquisition of citizenship of the Republic of Lithuania by ground of acquisition between 2021-2025](#)

[13.2. Negative decisions on citizenships of the Republic of Lithuania](#)

[13.3. Number of persons granted citizenship of the Republic of Lithuania by naturalisation](#)

[13.4. Number of persons granted citizenship of the Republic of Lithuania under the simplified procedure](#)

[13.5. Number of persons who have been restored citizenship of the Republic of Lithuania](#)

[13.6. Number of persons sworn to the Republic of Lithuania between 2021-2025](#)

[13.7. Number of persons who have restored citizenship of the Republic of Lithuania between 2021-2025](#)

[13.8. Number of persons who have lost their citizenship of the Republic of Lithuania between 2021-2025](#)

[13.9 Exemption from loss of citizenship of the Republic of Lithuania by number of persons and nationalities in 2025](#)

[13.10. Number of persons who have lost citizenship of the Republic of Lithuania by acquired citizenship of another state between 2021-2025](#)

[13.11. Number of certificates confirming the right to restore citizenship of the Republic of Lithuania and number of certificates confirming Lithuanian origin issued by citizenship of the foreigner](#)

[13.12. Number of decisions granting resettlement status by citizenship](#)

[13.13. Citizenships held by citizens of the Republic of Lithuania in other countries](#)



13.1. Acquisition of citizenship of the Republic of Lithuania by ground of acquisition between 2021-2025

Grounds for acquiring citizenship of the Republic of Lithuania	2021	2022	2023	2024	2025
At birth	25 573	23 689	28 425	20 329	18 964
Restoration procedure	2 728	2 351	2 402	3 571	3 762
Simplified procedure	123	57	30	25	119
Naturalisation procedure	236	126	55	90	207
Exception procedure	2	0	0	1	0
Return procedure	31	26	5	6	40
Procedure for establishing the fact of possession of citizenship	156	162	231	165	81
Children who have acquired citizenship of the Republic of Lithuania by adoption or change of citizenship of parents	12	13	28	18	16
Total	28 509	26 424	31 176	24 205	23 189

Source: Data from Lithuanian Migration Information System.

13.2. Negative decisions on citizenships of the Republic of Lithuania

Decision	2022	2023	2024	2025
Refused to restore	81	43	62	52
Refused to grant under naturalisation procedure	28	2	11	34
Total	109	45	73	86

Source: Data from Lithuanian Migration Information System.

13.3. Number of persons granted citizenship of the Republic of Lithuania by naturalisation

Citizenship of persons at the time of application for citizenship of the Republic of Lithuania	2021	2022	2023	2024	2025
Afghanistan	1	1	0	1	0
Albania	0	0	0	0	2
Algeria	1	0	0	2	2
Armenia	7	2	0	5	7
Azerbaijan	0	2	5	3	5
Belarus	33	16	4	0	9
Bangladesh	0	1	0	0	0
Brazil	0	2	0	0	0
Egypt	2	3	0	3	8
Ecuador	0	0	0	0	1
India	0	3	1	2	2
Iraq	0	0	1	0	0
Iran	1	2	0	1	3
Israel	0	1	0	4	0
Jordan	0	2	2	0	0

Kazakhstan	6	0	0	4	5
China	0	0	1	0	1
Kyrgyzstan	2	0	0	1	1
Latvia	0	3	0	0	0
Lebanon	1	2	0	1	1
Morocco	0	0	0	0	1
Moldova	0	1	3	1	3
Nepal	1	0	0	1	0
Nigeria	1	3	1	0	3
Pakistan	0	4	1	1	2
Peru	0	0	1	0	0
Russia	45	29	1	1	39
Georgia	1	1	2	3	1
Serbia	1	0	0	0	0
Syria	1	1	0	0	3
Somali	1	0	0	0	0
Tajikistan	1	0	0	1	0
Tunisia	0	0	0	1	1
Turkey	3	0	3	8	5
Turkmenistan	1	1	0	0	0
Ukraine	31	15	12	22	62
Uzbekistan	3	1	1	1	10
Vietnam	3	1	1	0	1
Stateless	88	29	14	23	29
Total	236	126	55	90	207

Source: Data from Lithuanian Migration Information System.

13.4. Number of persons granted citizenship of the Republic of Lithuania under the simplified procedure

Citizenship of persons at the time of application for citizenship of the Republic of Lithuania	2021	2022	2023	2024	2025
Armenia	0	3	0	0	0
Belarus	34	6	0	0	1
India	0	1	0	1	0
Israel	0	0	1	0	1
USA	0	0	0	0	0
Kazakhstan	11	2	1	1	10
Latvia	0	0	1	1	2
Moldova	1	5	0	1	3
RSA	1	0	0	1	0
Russia	34	17	0	0	8
Georgia	3	1	0	0	1
Ukraine	30	19	19	15	83
Stateless	9	3	8	6	8
Total	123	57	30	25	119

Source: Data from Lithuanian Migration Information System.

13.5. Number of persons who have been restored citizenship of the Republic of Lithuania

Citizenship of persons at the time of application for citizenship of the Republic of Lithuania	2022	2023	2024	2025
Israel	0	1	4	1
United Kingdom	6	3	0	5
USA	0	1	0	1
Russia	16	0	0	28
Turkey	1	0	0	0
Sweden	1	0	0	0
Ukraine	1	0	2	4
Germany	1	0	0	0
Stateless	0	0	0	1
Total	26	5	6	40

Source: Data from the Lithuanian Migration Information System.

13.6. Number of persons sworn to the Republic of Lithuania between 2021–2025

Place of the oath to the Republic of Lithuania	2020	2021	2022	2023	2024	2025
Ministry of the Interior	146	146	207	143	36	95
Diplomatic missions and consular offices of the Republic of Lithuania	43	42	17	18	6	19
Requirement to take an oath does not apply to the person	0	0	0	0	0	24
Total	189	188	224	161	42	138

Source: Data from Lithuanian Migration Information System.

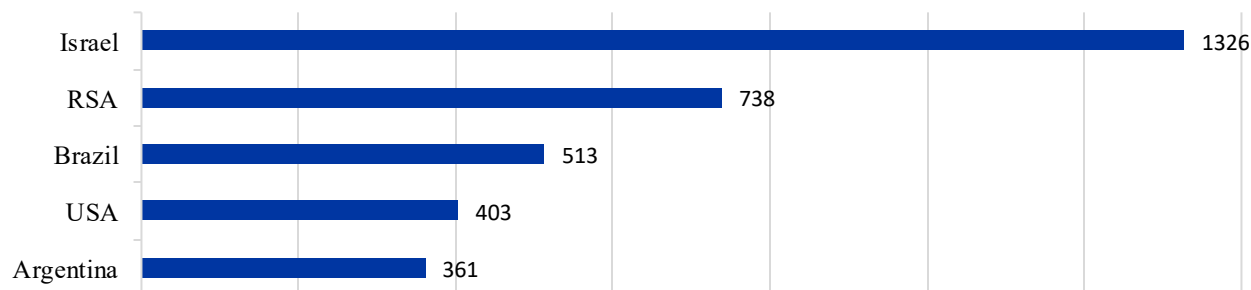
13.7. Number of persons who have restored citizenship of the Republic of Lithuania between 2021–2025

Citizenship of persons after restoration of citizenship of the Republic of Lithuania	2021	2022	2023	2024	2025
Argentina	94	323	337	351	361
Armenia	0	0	5	0	0
Australia	29	15	29	44	69
Belarus	17	10	11	17	0
Botswana	0	3	0	0	0
Brazil	761	554	492	560	513
Canada	20	50	23	55	81
Chile	1	0	0	0	2
Colombia	7	0	2	17	0
Cuba	2	0	0	0	0
Czech Republic	0	0	1	0	0
Denmark	0	0	0	1	0
France	2	1	1	2	1
Georgia	0	2	1	0	0

Germany	6	1	15	2	1
Guatemala	0	0	0	1	0
Israel	748	466	530	1 120	1 326
Italy	1	0	0	2	0
Kazakhstan	1	4	5	0	3
Kenya	0	0	1	0	0
Kyrgyzstan	0	0	0	2	1
Mexico	52	27	22	50	38
Moldova	0	0	1	7	1
Morocco	0	0	0	0	1
New Zealand	2	2	0	3	1
Panama	0	0	0	0	5
Paraguay	0	4	12	0	0
Peru	0	0	2	0	0
Poland	1	0	1	0	0
RSA	562	466	481	706	738
Russia	77	88	106	94	53
Spain	0	1	0	1	0
Sweden	2	0	2	0	0
Turkey	0	0	1	1	0
Ukraine	13	12	12	14	11
United Kingdom	33	70	58	98	107
Uruguay	59	12	32	33	16
USA	189	201	192	344	403
Venezuela	6	3	18	20	10
Zimbabwe	1	1	3	0	3
Stateless	31	35	6	26	14
Unknown	0	0	0	0	3
Total	2 728	2 351	2 402	3 571	3 762

Source: Data from Lithuanian Migration Information System.

Number of persons who have restored citizenship of the Republic of Lithuania 2025 (top 5)



13.8. Number of persons who have lost their citizenship of the Republic of Lithuania between 2021–2025

Grounds for loss of citizenship of the Republic of Lithuania	2021	2022	2023	2024	2025
Renouncement of citizenship of the Republic of Lithuania	38	132	84	87	132
Acquisition of citizenship of another state	1 000	841	995	494	1 012
If a person who has acquired the citizenship of the Republic of Lithuania by way of exception, being a citizen of another state, by his/her actions threatens the security interests of the Republic of Lithuania, publicly expresses his/her support for a state which threatens the security interests of the Republic of Lithuania and (or) other Member States of the European Union and (or) their allies	0	0	1	2	0
If a citizen of the Republic of Lithuania serves in the service of another State without the authorisation of the Resolution of the Government of the Republic of Lithuania	0	0	0	3	0
If the person subject to the requirement to provide proof of loss of citizenship has not provided it	0	0	3	0	0
Total	1 038	973	1 083	557	1 144

Source: Data from the Lithuanian Migration Information System

13.9 Exemption from loss of citizenship of the Republic of Lithuania by number of persons and nationalities in 2025

Citizenship	Is a descendant of a person who was exiled from the occupied Republic of Lithuania or who left Lithuania prior to 11 March 1990	Is a citizen of the Republic of Lithuania if, before reaching the age of 18, he/she was adopted by citizens of another country and, as a result, acquired the citizenship of that country	Is a person who was exiled from the occupied Republic of Lithuania prior to 11 March 1990	Is a person who left Lithuania prior to 11 March 1990	Is a person who acquired citizenship of the Republic of Lithuania and citizenship of another country at birth	Is a person who acquired the citizenship of the Republic of Lithuania at birth, and acquired the citizenship of another state not at birth before he/she reached the age of 18 years	Is a person of Lithuanian origin who acquired citizenship of another country between 1 January 2003 and 13 November 2006	Is a descendant of a person who held Lithuanian citizenship prior to 15 June 1940, and who acquired the citizenship of another country between 1 January 2003 and 13 November 2006
Albania	0	0	0	0	1	0	0	0
Algeria	0	0	0	0	0	3	0	0
Argentina	0	0	0	0	1	0	0	0
Australia	2	0	0	0	4	3	1	0
Austria	0	0	0	0	1	1	0	0
Azerbaijan	0	0	0	0	1	0	0	0
Belarus	0	0	0	0	65	5	1	0
Belgium	0	0	0	0	8	2	0	0
Botswana	0	0	0	0	1	0	0	0
Brazil	0	0	0	0	1	4	0	0
Bulgaria	0	0	0	0	8	0	0	0
Canada	9	0	0	1	8	4	0	0
Chile	0	0	0	0	2	0	0	0
China	0	0	0	0	2	1	0	0
Colombia	0	0	0	0	2	0	0	0
Croatia	0	0	0	0	2	0	0	0

Cyprus	0	0	0	0	6	0	0	0
Czech Republic	0	0	0	0	2	0	0	0
Denmark	0	0	0	0	9	18	0	0
Ecuador	0	0	0	0	2	0	0	0
Egypt	0	0	0	0	2	1	0	0
Estonia	0	0	0	0	5	0	0	0
Finland	1	0	0	0	1	0	0	0
Finland	2	8	0	0	0	0	0	0
France	1	0	0	0	27	2	2	0
Georgia	0	0	0	0	1	0	0	0
Germany	6	0	0	0	38	48	5	0
Germany	49	61	8	1	1	1	0	0
Greece	0	0	0	0	6	0	0	0
Hungary	0	0	0	0	2	0	0	0
Hungary	3	0	0	0	0	0	0	0
Iceland	1	0	0	0	1	3	0	0
India	0	0	0	0	0	2	0	0
Indonesia	0	0	0	0	1	1	0	0
Iran	0	0	0	0	0	1	0	0
Ireland	2	0	0	0	88	7	0	0
Israel	2	0	1	0	12	2	1	1
Italy	3	1	0	0	37	4	0	0
Jordan	0	0	0	0	1	0	0	0
Kenya	0	0	0	0	1	0	0	0
Laos	0	0	0	0	0	1	0	0
Latvia	0	0	0	0	16	1	0	0
Lebanon	0	0	0	0	2	0	0	0

Luxembourg	0	0	0	0	2	3	0	0
Mauritius	0	0	0	0	1	0	0	0
Mexico	1	0	0	0	0	0	0	0
Netherlands	0	0	0	0	5	5	0	0
New Zealand	0	0	0	0	1	1	0	0
Nigeria	0	0	0	0	1	0	0	0
North Macedonia	0	0	0	0	0	1	0	0
North Macedonia	0	1	0	0	0	0	0	0
Norway	3	0	0	0	15	119	1	0
Pakistan	0	0	0	0	0	1	0	0
Panama	0	0	0	0	1	0	0	0
Peru	0	0	0	0	0	1	0	0
Philippines	0	0	0	0	2	0	0	0
Poland	1	0	0	0	21	0	0	0
Portugal	0	0	0	0	10	1	0	0
Romania	0	0	0	0	3	0	0	0
Russia	4	0	1	0	14	66	0	0
Senegal	0	0	0	0	1	0	0	0
Serbia	0	0	0	0	0	1	0	0
Slovakia	1	1	0	0	0	0	0	0
Slovenia	0	0	0	0	1	0	0	0
Spain	0	0	0	0	29	9	1	0
Sri Lanka	0	0	0	0	1	0	0	0
Sweden	4	0	0	0	9	52	0	0
Sweden	5	49	7	0	1	1	0	0
Switzerland	2	0	0	0	1	5	0	0
Switzerland	4	7	3	0	0	0	0	0

Taiwan	0	0	0	0	5	1	0	0
Taiwan	0	1	0	0	0	0	0	0
Tanzania	0	0	0	0	2	1	0	0
Thailand	0	0	0	0	1	0	0	0
Thailand	2	0	0	0	0	0	0	0
Tunisia	0	0	0	0	0	1	0	0
Tunisia	2	0	0	0	0	0	0	0
Turkey	1	0	0	0	20	1	0	0
Turkey	25	1	1	0	0	0	0	0
Ukraine	0	0	0	0	11	6	0	0
Ukraine	17	5	0	0	0	0	0	0
Ukraine, USA	2	0	0	0	0	0	0	0
United Kingdom	13	0	0	0	512	414	0	0
Uruguay	1	0	0	0	0	0	0	0
USA	42	1	0	3	130	20	28	5
Uzbekistan	4	1	0	0	0	0	0	0
Vietnam	0	0	0	0	0	1	0	0
Zambia	0	0	0	0	1	0	0	0
Zambia	0	1	0	0	0	0	0	0
Total	99	2	2	4	1 167	824	40	6

Source: Data from Lithuanian Migration Information System.

13.10. Number of persons who have lost citizenship of the Republic of Lithuania by acquired citizenship of another state between 2021-2025

Citizenship of another state acquired by persons	2021	2022	2023	2024	2025
Afghanistan	2	0	0	0	0
Australia	6	3	8	3	8
Austria	3	3	5	5	4
Belarus	14	2	4	5	7
Belgium	11	2	4	3	6
Canada	23	11	13	13	7
Colombia	0	0	1	0	0
Cyprus	0	0	1	0	0
Czech Republic	0	0	0	0	3
Denmark	18	10	10	11	32
Estonia	0	1	1	0	0
Finland	1	10	6	7	13
France	10	6	6	3	9
Germany	282	127	270	95	160
Greece	0	0	1	0	0
Hungary	0	1	1	0	0
Iceland	3	6	4	3	7
Iran	0	0	0	1	0
Ireland	15	30	29	17	93
Israel	16	3	14	6	1
Italy	9	2	3	3	8
Japan	0	0	1	0	0
Kazakhstan	1	0	0	4	0
Kyrgyzstan	0	0	1	0	0
Latvia	1	3	0	0	1
Luxembourg	0	0	0	1	4
Malta	0	0	0	1	1
Netherlands	19	9	15	10	28
New Zealand	0	0	1	0	0
Norway	101	132	173	45	182
Poland	4	4	2	3	3
Portugal	1	3	0	0	2
Romania	0	0	0	0	0
Russia	148	29	98	72	49
Spain	14	20	12	10	17
Sweden	162	90	127	47	80
Switzerland	4	3	2	3	13
Turkey	1	1	0	0	6
Ukraine	5	5	6	1	0
United Kingdom	119	117	98	67	152

USA	44	38	78	55	113
Uzbekistan	1	0	0	0	0
Stateless	0	0	0	0	1
Unknown	0	0	0	0	3
Total	1 038	671	995	494	1 012

Source: Data from Lithuanian Migration Information System.

13.11. Number of certificates confirming the right to restore citizenship of the Republic of Lithuania and number of certificates confirming Lithuanian origin issued by citizenship of the foreigner

Citizenship	2021		2022		2023		2024		2025	
	TA*	KM**	TA*	KM**	TA*	KM**	TA*	KM**	TA*	KM**
Armenia	0	0	0	0	0	0	1	0	0	0
Azerbaijan	0	0	0	0	0	0	0	0	0	2
Belarus	32	67	1	5	16	37	10	60	9	22
Brazil	0	0	0	0	1	0	1	0	0	0
Canada	0	0	3	1	1	0	1	0	0	0
France	0	0	0	0	0	0	0	0	1	2
Israel	0	1	1	0	3	0	0	0	2	1
Italy	0	0	0	0	0	1	0	0	0	0
Kazakhstan	0	2	0	2	2	1	2	4	3	4
Moldova	0	0	0	0	0	0	0	1	0	0
Poland	0	1	0	0	1	0	1	0	0	1
RSA	0	0	0	0	0	0	0	1	0	0
Russia	3	45	15	59	45	249	55	213	30	62
Ukraine	0	2	0	4	1	3	5	8	8	3
United Kingdom	0	1	0	0	0	1	4	0	0	0
USA	0	1	0	0	1	1	2	6	0	1
Uzbekistan	0	0	0	0	0	0	0	0	0	0
Stateless	0	0	0	1	0	0	0	0	0	0
Total	35	120	20	79	71	293	82	293	53	98

*TA – a certificate confirming the right to restore citizenship of the Republic of Lithuania.

**KM – a certificate confirming Lithuanian origin.

Source: Data from Lithuanian Migration Information System.

13.12. Number of decisions granting resettlement status by citizenship

Citizenship	2022		2023		2024		2025	
	to grant	not to grant	to grant	not to grant	to grant	not to grant	to grant	not to grant
Lithuania	33	0	10	0	1	1	4	1
Lithuania and Russia	0	0	0	0	0	0	1	0
Lithuania and Ukraine	22	0	13	1	2	0	3	1
Ukraine	31	10	38	4	1	9	3	2
Venezuela	5	0	0	0	0	0	0	0
Total	91	10	61	5	4	10	11	4

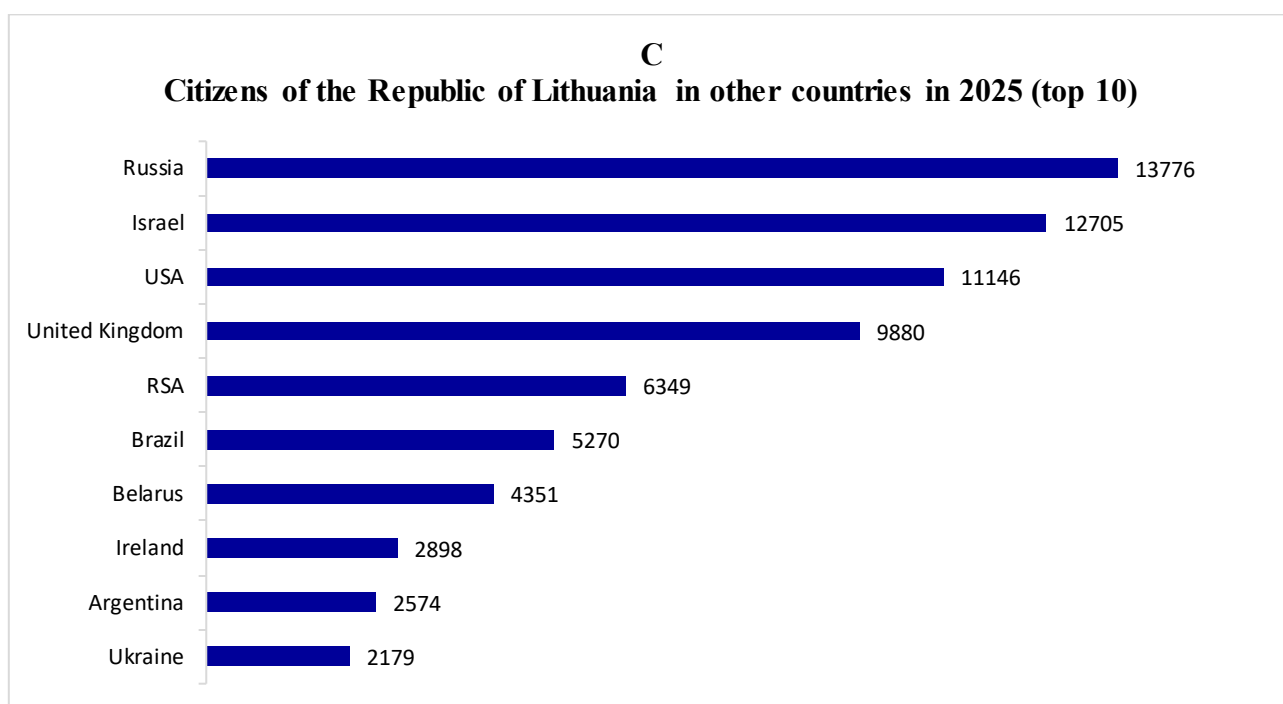
Source: Data from Lithuanian Migration Information System.

13.13. Citizenships held by citizens of the Republic of Lithuania in other countries in 2025

Citizenship	Number	Citizenship	Number	Citizenship	Number
Afghanistan	16	Germany	1 861	Panama	14
Albania	29	Ghana	5	Paraguay	19
Algeria	69	Greece	134	Peru	19
Andorra	2	Grenada	1	Philippines	27
Angola	1	Guatemala	4	Poland	643
Argentina	2 574	Guinea	1	Portugal	197
Armenia	93	Guyana	4	Romania	58
Australia	1 293	Hong Kong	2	RSA	6 349
Austria	39	Hungary	45	Russia	13 776
Azerbaijan	56	Iceland	56	Rwanda	2
Bahamas	1	India	16	Saudi Arabia	5
Bahrain	4	Indonesia	15	Senegal	6
Bangladesh	6	Iran	15	Serbia	20
Belarus	4 351	Iraq	7	Sierra Leone	2
Belgium	136	Ireland	2 898	Singapore	5
Belize	2	Israel	12 705	Slovakia	35
Bolivia	9	Italy	956	Slovenia	12
Bosnia and Herzegovina	6	Japan	76	South Korea	19
Botswana	9	Jersey	1	Spain	513
Brazil	5 270	Jordan	22	Sri Lanka	1
Bulgaria	67	Kazakhstan	258	Sudan	1
Burkina Faso	1	Kenya	8	Suriname	1
Cambodia	1	Kosovo	2	Sweden	611
Cameroon	1	Kyrgyzstan	25	Switzerland	121
Canada	1 584	Laos	4	Syria	12
Chile	30	Latvia	418	Taiwan	8
China	24	Lebanon	94	Tajikistan	4
Colombia	217	Libya	3	Tanzania	3
Congo	3	Luxembourg	38	Thailand	23
Costa Rica	17	Malaysia	9	Togo	2
Croatia	30	Maldives	2	Tonga	1
Cuba	3	Mali	5	Tunisia	41
Cyprus	91	Malta	20	Turkey	334
Czech Republic	28	Mauritius	6	Turkmenistan	7
D. Dongo	4	Mexico	595	UAE	6
Denmark	187	Moldova	209	Ukraine	2 179
Dominican Republic	1	Montenegro	1	United Kingdom	9 880

Dominican Republic	3	Morocco	39	Uruguay	619
Ecuador	22	Mozambique	1	USA	11 146
Egypt	85	Namibia	3	Uzbekistan	39
El Salvador	1	Netherlands	292	Venezuela	260
Estonia	121	New Zealand	110	Vietnam	2
Ethiopia	4	Nigeria	23	Yugoslavia	6
Finland	114	North Macedonia	9	Zambia	3
France	648	Norway	690	Zimbabwe	19
Gabon	2	Oman	4	Total	86 137
Gambia	1	Pakistan	24		
Georgia	114	Palestine	1		

Source: Data from Lithuanian Migration Information System.





14. THREAT TO NATIONAL SECURITY

[14.1. Decisions taken not to issue or renew temporary residence permits for citizens of Belarus and Russia due to the threat they pose to national security](#)

[14.2. Decisions taken to cancel temporary residence permits for citizens of Belarus and Russia due to the threat they pose to national security](#)

[14.3. Decisions taken to cancel permanent residence permits for citizens of Belarus and Russia due to the threat they pose to national security](#)



14.1 Decisions taken not to issue or renew temporary residence permits for citizens of Belarus and Russia due to the threat they pose to national security

Legal basis: Article 35(1)(1) of the Law on the Legal Status of Foreigners (threat to national security)	2021		2022		2023		2024		2025	
	not to issue	not to renew	not to issue	not to renew	not to issue	not to renew	not to issue	not to renew	not to issue	not to renew
Citizens of Belarus	8	-	10	2	574	377	179	232	391	1 023
Citizens of Russia	-	-	4	1	75	88	35	36	14	28
Total	8	0	14	3	649	465	214	268	405	1 051

14.2. Decisions taken to cancel temporary residence permits for citizens of Belarus and Russia due to the threat they pose to national security

Legal basis: Article 50(1)(14) of the Law on the Legal Status of Foreigners (threat to national security)	2021	2022	2023	2024	2025
	To cancel TRP	To cancel TRP	To cancel TRP	To cancel TRP	To cancel TRP
Citizens of Belarus	2	2	462	175	214
Citizens of Russia	0	5	95	24	13
Total	2	7	557	199	227

14.3. Decisions taken to cancel permanent residence permits for citizens of Belarus and Russia due to the threat they pose to national security

Legal basis: Article 54(1)(2) of the Law on the Legal Status of Foreigners (threat to national security)	2023		2024		2025	
	not to issue LRP	to cancel LRP	not to issue LRP	to cancel LRP	not to issue LRP	to cancel LRP
Citizens of Belarus	7	8	3	9	1	5
Belarus, Russia	0	1	0	0	0	0
Citizens of Russia	10	84	16	29	4	28
Total	17	93	19	38	5	33

15. REPRESENTATION IN COURT

15.1. Representation in administrative courts in matters within the competence of the Migration Department in 2025 according to the subject of the complaint

Subject of the complaint	Legal proceedings initiated		RAC			SACL		
	RAC	SACL	Decision of the Migration Department was left in force	Decisions taken to discontinue the administrative proceedings and leave the complaint unheard	Decision of the Migration Department overturned	Decision of the Migration Department was left in force	Decisions taken to discontinue the administrative proceedings and leave the complaint unheard	Decision of the Migration Department overturned
Concerning citizenship	42	15	7	4	4	10	0	4
Concerning refusal to grant/cancellation of a permanent residence permit	51	33	9	0	4	20	0	16
Concerning decision to refuse to issue a temporary residence permit/change/cancel a temporary residence permit	494	150	238	60	66	104	0	47
Concerning asylum	182	112	50	22	7	100	1	21
Concerning visa	20	4	7	0	2	1	0	0
Concerning obligation to leave the Republic of Lithuania / return / cancellation of a decision to expel an foreigner from the Republic of Lithuania	51	30	13	3	5	16	0	11
Concerning prohibition to enter the Republic of Lithuania	154	67	58	7	44	39	0	26
Total	994	411	382	96	132	290	1	125



16. CONSULAR FEES, STAMP DUTY AND FINES

16.1. Collection of stamp duty

16.2. Fines for administrative offences under articles of the Code of Administrative Offences (CAO)



16.1. Collection of stamp duty

	2021	2022	2023	2024	2025
Total	21 595.90	33 860.90	37 978.60	40 714.40	45 359.5

(thousands of euros)

Source: Data from the State Tax Inspectorate under the Ministry of Finance of the Republic of Lithuania.

16.2. Fines for administrative offences under articles of the Code of Administrative Offences (CAO)

Articles of the CAO	Fines paid, EUR				
	2021	2022	2023	2024	2025
CAO 528 (living without an identity card or passport)	513	338	1 403	131	302
CAO 530 (failure to declare residence or provision of false information)	118	56	0	56	132
CAO 532 (failure to notify the acquisition of citizenship of another state)	0	0	300	300	150
CAO 534 (taking an identity card or passport as collateral)	56	14	34	7	0
CAO 535 (use of an invalid identity document)	0	0	0	0	22
CAO 537 (illegal crossing of the state border due to negligence)	1 430	822	2 755	570	690
CAO 538 (violation of the procedure for the entry, stay or residence in the Republic of Lithuania, transit through the Republic of Lithuania and departure from the Republic of Lithuania by foreigners)	7 280	88 159	38 241	7 900	6 080
CAO 539 (provision of living space to foreigners who do not have a passport or other travel document corresponding to it, or a document confirming the right to stay or reside in the Republic of Lithuania)	35	0	0	70	35
CAO 540 (creating conditions for foreigners to engage in activities other than those performed under an employment contract who do not have a permit to engage in such activities, where such a permit is required, and a document confirming the foreigner's right to stay or reside in the Republic of Lithuania)	0	0	0	0	0
CAO 541 (providing false data for the approval of invitations for foreigners to enter the Republic of Lithuania or assisting a foreigner to obtain a document confirming the right to stay or reside in the Republic of Lithuania in another illegal way)	7 775	3 104	2 486	1 350	1 930
CAO 542 (failure to notify changes in the foreigner's data)	11 880	4 034	6 207	24 840	5 400
Total	29 087	96 527	51 426	35 223	14 741

Source: Data from the Register of Administrative Offences.