



MIGRATION YEARBOOK 2015





**MIGRATION DEPARTMENT
UNDER THE MINISTRY OF THE INTERIOR OF THE REPUBLIC OF LITHUANIA**

MIGRATION YEARBOOK 2015

Vilnius, 2016

ISSN 2351-6607

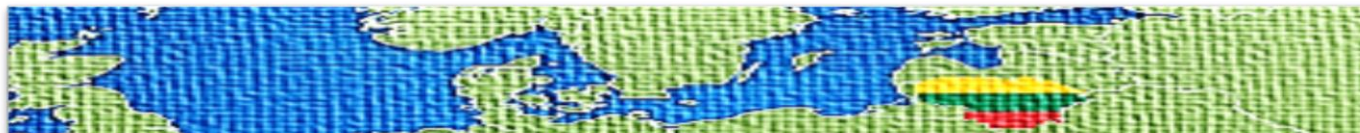


TABLE OF CONTENTS

PREFACE	4
LIST OF ABBREVIATIONS AND ACRONYMS USED IN THE PUBLICATION	5
1. GENERAL PART	6
2. MIGRATION OF CITIZENS OF THE REPUBLIC OF LITHUANIA AND ALIENS	19
3. PERSONAL DOCUMENTS OF CITIZENS OF THE REPUBLIC OF LITHUANIA.....	24
4. FREE MOVEMENT OF PERSONS	27
5. VISAS	39
6. FACILITATED TRANSIT FOR CITIZENS OF THE RUSSIAN FEDERATION	51
7. TEMPORARY RESIDENCE PERMITS IN THE REPUBLIC OF LITHUANIA	53
8. PERMITS OF A LONG-TERM RESIDENT OF THE REPUBLIC OF LITHUANIA TO RESIDE IN THE EUROPEAN UNION	62
9. TRAVEL DOCUMENTS ISSUED TO ALIENS.....	69
10. ASYLUM IN THE REPUBLIC OF LITHUANIA.....	73
11. ALIENS' CONTROL.....	84
12. CITIZENSHIP OF THE REPUBLIC OF LITHUANIA	91
13. REPRESENTATION BEFORE COURTS	101
14. CONSULAR FEE, STATE FEE AND FINES	105
15. ANNEXES	108

PREFACE



In front of you there is the Migration Yearbook 2015, the twelfth statistical publication prepared by the Migration Department under the Ministry of the Interior of the Republic of Lithuania. The good news is that this publication has seen the light of day and that we have succeeded in preserving the continuity of publication of migration statistics. The year 2015 in Europe was particularly dynamic and dramatic. Over one million of migrants moved to European countries across the Mediterranean Sea and its coasts leaving behind almost 4 000 migrants who died along the way. Such an influx of migrants has become a serious challenge for reception systems of European countries and the idea of the Schengen Area – an area without internal borders. In order to control the situation, the European Union has taken extraordinary measures, while Lithuania has also undertaken solidarity commitments. The country has delegated its experts to the European Union Member States under migratory pressure in order to provide them with support and resolved to relocate, by the end of 2017, 1 105 asylum applicants from the EU Member States and Turkey. In this Yearbook, we introduced a new table allowing to follow Lithuania's progress in implementing these relocation commitments.

Paths of uncontrolled migration were winding across the Western Balkans, Central Europe, from Russia to Scandinavian countries, and bypassed Lithuania. Thus, the year 2015 was for Lithuania rather quiet and did not bring any surprises: the number of asylum applicants and aliens in breach of requirements for legal stay and residence was decreasing; the number of holders of dual citizenship increased; the number of the aliens who had chosen regular channels of immigration was increasing steadily, while the upward curve of the emigration of Lithuanian citizens continued saddening us. I am not going to reveal the numbers, you should make them speak yourselves by navigating through the pages of the Yearbook.

The Yearbook and its annexes provide a number of detailed tables so that it would be more convenient for researchers, students, journalists and those interested in migration to form a complete picture. We hope that this publication will also be used by politicians, mayors, the civil servants working in the field of migration or related to this field and political scientists.

The migration process does not end with obtaining of a document, and the share of aliens in the Lithuanian population will only increase, though slightly. Therefore, in the future the Yearbook will include a section devoted to the integration of aliens.

I sincerely thank the staff of the Migration Department who has prepared this Yearbook, we also extend our thank to our partners without whose contribution the Yearbook would not be comprehensive: the institution of the President of the Republic of Lithuania, the Consular Department of the Ministry of Foreign Affairs, the Ministry of Social Security and Labour, the Lithuanian Department of Statistics (Statistics Lithuania), institutions under the Ministry of the Interior – the State Border Guard Service, the Police Department and migration units of county police headquarters, the Personalisation of Identity Documents Centre – as well as the Residents' Register Service under the Ministry of the Interior.

Head of the Division on Law and International Cooperation of
the Migration Department under
the Ministry of the Interior of the Republic of Lithuania,
Acting Director of the Migration Department

A handwritten signature in black ink, appearing to read 'Evelina Gudzinskaitė'.

Evelina Gudzinskaitė

LIST OF ABBREVIATIONS AND ACRONYMS USED IN THE PUBLICATION

- Personalisation of Identity Documents Centre – Personalisation of Identity Documents Centre under the Ministry of the Interior of the Republic of Lithuania
- CAO – Code of Administrative Offences
- EC – European Community
- EFTA – European Free Trade Association
- EU – European Union
- TRP – temporary residence permit in the Republic of Lithuania
- PRP – permit of a long-term resident of the Republic of Lithuania to reside in the European Union (permanent residence permit)
- SACL – Supreme Administrative Court of Lithuania
- Migration Department – Migration Department under the Ministry of the Interior of the Republic of Lithuania
- Migration units – migration units of county police headquarters (board)
- Refugee Reception Centre – Refugee Reception Centre under the Ministry of Social Security and Labour of the Republic of Lithuania
- Police Department – Police Department under the Ministry of the Interior of the Republic of Lithuania
- Ministry of Social Security and Labour – Ministry of Social Security and Labour of the Republic of Lithuania
- FTD – facilitated transit document
- FRTD – facilitated railway transit document
- Foreigners' Registration Centre – Foreigners' Registration Centre at the State Border Guard Service under the Ministry of the Interior of the Republic of Lithuania
- VRAC – Vilnius Regional Administrative Court
- State Security Department – State Security Department of the Republic of Lithuania
- State Border Guard Service – State Border Guard Service under the Ministry of the Interior of the Republic of Lithuania
- Ministry of the Interior – Ministry of the Interior of the Republic of Lithuania
- PH – Police Headquarters



1. GENERAL PART

- 1.1. Main developments of 2015 in the areas of free movement of persons, visas, migration, asylum, citizenship, issue of personal and citizenship documents and integration of aliens
- 1.2. Structure of management of migration processes in the Republic of Lithuania
- 1.3. Organisational structure of the Migration Department
- 1.4. Main legal acts of the Republic of Lithuania regulating management of migration processes
- 1.5. Number of aliens residing in the Republic of Lithuania as at the beginning of 2016
- 1.6. Number of aliens residing in the Republic of Lithuania as at the beginning of 2016, by citizenship
- 1.7. Number of aliens residing in the Republic of Lithuania as at the beginning of 2016, by municipalities
- 1.8. Number of aliens residing in the Republic of Lithuania as at the beginning of 2016, by documents confirming the legal status of an alien in the Republic of Lithuania
- 1.9. Number of citizens of the Republic of Lithuania residing in foreign states

1.1. Main developments of 2015 in the areas of free movement of persons, visas, migration, asylum, citizenship, issue of personal and citizenship documents and integration of aliens

General issues of migration processes' management

- **1 January** Upon the entry into force of amendments to the Law of the Republic of Lithuania on Residents' Register, the Residents' Register was transferred to the Ministry of Justice.
- **1 March** Amendments to the Law of the Republic of Lithuania on the Legal Status of Aliens entered into force. The amendments facilitate the lodging of applications for the issue of a temporary residence permit in the Republic of Lithuania on grounds of employment by providing for the assessment of conformity of an alien's employment to needs of the Lithuanian labour market and of conditions for the issue of a temporary residence permit in a single procedure, also transpose the standards of granting of asylum in the Republic of Lithuania (refugee status and subsidiary protection) which are laid down in EU law.
- **21 April** The Seimas (Parliament) of the Republic of Lithuania adopted a resolution setting up the Migration Commission to consider the issues of management of migration processes in the Republic of Lithuania.
- **28 April** Amendments to the Law of the Republic of Lithuania on the Legal Status of Aliens entered into force. According to the amendments, civilian crew members of ships that call at the ports of the Republic of Lithuania who are in possession of seafarer's identity documents, as well as civilian seafarers who come to ships within the period of validity of the visa, who appear on the crew list and who are in possession of seafarers' identity documents will be permitted to go ashore in the Republic of Lithuania without a visa and stay within the area of the municipality, where their ships call, during the ship's stay in the port, but no longer than for six months.
- **May** The electronic version of the Migration Yearbook 2014 was published in the Lithuanian and English languages on the website of the Migration Department.
- **30 June** The Seimas of the Republic of Lithuania passed the new version of the Law of the Republic of Lithuania on Declaration of the Place of Residence stipulating that aliens may, when issued at migration units the documents attesting to or granting to them the right to reside in the Republic of Lithuania, supply data on themselves to one institution instead of two institutions.
- **1 September** Amendments to the Law of the Republic of Lithuania on the Legal Status of Aliens entered into force. The amendments stipulate more effective procedures for assessing whether the aliens intending to reside in the Republic of Lithuania represent a threat to national security and public policy or the public, also create preconditions for accelerated withdrawal of the right to reside in the Republic of Lithuania in respect of the aliens who began to represent a threat to national security, public order or the public while already residing in Lithuania Republic.
- **18 September** In order to consolidate the management of migration processes and the quality of the services provided in this field, the Minister of the Interior issued an order incorporating the development and introduction of the Lithuanian Migration Information System (MIGRIS) into the Action Plan 2013-2015 Implementing the Programme for the Improvement of Public Administration 2012-2020 in anticipation of the allocation of EU funding for the period 2014-2020.
- **18 November** The Minister of Transport and Communications issued an order incorporating the Efficient Management Decision-Making for Migration Processes and Services into the list of priority services and decisions required for creation of the services.
- **1 December** The amendments to the Law of the Republic of Lithuania on the Legal Status of Aliens transposing into national law the provisions of EU legal acts regulating the creation of the Common European Asylum System entered into force.
- **21 December** The Lithuanian Police Commissioner General issued an order establishing at the Police Department a separate structural unit instead of the Subdivision on Migration, namely, the Division on Migration.

Personal and citizenship documents of citizens of the Republic of Lithuania

- **1 January** Upon the entry into force of amendments to the Passport Law, a citizen of the Republic of Lithuania may request in writing to enter a person's nationality in his/her passport.
- **2 March** Upon the entry into force of the Law of the Republic of Lithuania on the Identity Card and the Passport, citizens of the Republic of Lithuania may apply for the issue of identity cards also to diplomatic missions and consular posts of the Republic of Lithuania.
- **30 April** The standard form of a provisional passport of the Republic of Lithuania was approved by an order of the Minister of the Interior and the Minister of Foreign Affairs.

- **19 November** The Minister of Foreign Affairs approved the Description of the Procedure for Personalisation, Issue and Declaration as Invalid of a Provisional Passport of the Republic of Lithuania. Provisional passports of the Republic of Lithuania will be personalised and issued at diplomatic missions and consular posts of the Republic of Lithuania from 1 July 2016.

Visas

- **26 February** The visa waiver agreement for holders of diplomatic passports between the Government of the Republic of Lithuania and the Government of the Hashemite Kingdom of Jordan entered into force.
- **6 May** The agreement between the EU and the United Arab Emirates under which citizens of the EU and the United Arab Emirates travelling to the territory of the other Contracting Party for a maximum of 90 days in any 180-day period would be exempted from the visa requirement entered into force.
- **28 May** The agreement between the EU and the Democratic Republic of Timor-Leste under which citizens of the EU and the Democratic Republic of Timor-Leste travelling to the territory of the other Contracting Party for a maximum of 90 days in any 180-day period would be exempted from the visa requirement entered into force.
- **28 May** The agreement between the EU and the Commonwealth of Dominica under which citizens of the EU and the Commonwealth of Dominica travelling to the territory of the other Contracting Party for a maximum of 90 days in any 180-day period would be exempted from the visa requirement entered into force.
- **28 May** The agreement between the EU and Grenada under which citizens of the EU and Grenada travelling to the territory of the other Contracting Party for a maximum of 90 days in any 180-day period would be exempted from the visa requirement entered into force.
- **28 May** The agreement between the EU and Saint Vincent and the Grenadines under which citizens of the EU and Saint Vincent and the Grenadines travelling to the territory of the other Contracting Party for a maximum of 90 days in any 180-day period would be exempted from the visa requirement entered into force.
- **28 May** The agreement between the EU and the Republic of Vanuatu under which citizens of the EU and the Republic of Vanuatu travelling to the territory of the other Contracting Party for a maximum of 90 days in any 180-day period would be exempted from the visa requirement entered into force.
- **28 May** The agreement between the EU and the Independent State of Samoa under which citizens of the EU and the Independent State of Samoa travelling to the territory of the other Contracting Party for a maximum of 90 days in any 180-day period would be exempted from the visa requirement entered into force.
- **28 May** The agreement between the EU and the Republic of Trinidad and Tobago under which citizens of the EU and the Republic of Trinidad and Tobago travelling to the territory of the other Contracting Party for a maximum of 90 days in any 180-day period would be exempted from the visa requirement entered into force.
- **1 August** The agreement between the EU and the Saint Lucia under which citizens of the EU and the Saint Lucia travelling to the territory of the other Contracting Party for a maximum of 90 days in any 180-day period would be exempted from the visa requirement entered into force.
- **1 August** The agreement between the EU and Saint Kitts and Nevis under which citizens of the EU and Saint Kitts and Nevis travelling to the territory of the other Contracting Party for a maximum of 90 days in any 180-day period would be exempted from the visa requirement entered into force.
- **23 September** The Government of the Republic of Indonesia took a decision to exempt from the visa requirement the citizens of the Republic of Lithuania travelling to the Republic of Indonesia for tourism purposes for a maximum 30 days.
- **Since 10 October**, upon the establishment of the embassy of the Republic of Lithuania in the South African Republic and the consulate general of the Republic of Lithuania in the USA, the issue of Schengen and national visas has commenced in Pretoria and Los Angeles.
- **27 October** The agreement between the EU and the Kingdom of Tonga under which citizens of the EU and the Kingdom of Tonga travelling to the territory of the other Contracting Party for a maximum of 90 days in any 180-day period would be exempted from the visa requirement entered into force.
- **20 November** The Visa Information System was launched in the Republic of Lithuania, and the collection of the data related to all the aliens' applications for the issue of visas and their communication to the Visa Information System commenced.

- **3 December** The agreement between the EU and Columbia under which citizens of the EU and the Republic of Columbia travelling to the territory of the other Contracting Party for a maximum of 90 days in any 180-day period would be exempted from the visa requirement entered into force.
- **8 December** The agreement between the EU and the Republic of Palau under which citizens of the EU and the Republic of Palau travelling to the territory of the other Contracting Party for a maximum of 90 days in any 180-day period would be exempted from the visa requirement entered into force.

Residence permits

- **19 December 2014** In order to facilitate the access of employers to qualified workers from foreign states, the Minister of Social Security and Labour issued an order approving the Shortage Occupations List by economic activities for the first half of 2015. On 16 June, this list was updated (approved for the second half of 2015).
- **13 January** The amendments to the Procedure for Issuing a Permit of a Long-term Resident of the Republic of Lithuania to Reside in the EU approved by an order of the Minister of the Interior entered into force. These amendments reduce administrative burden for the aliens applying for the issue of a permit of a long-term resident of the Republic of Lithuania to reside in the EU (they have led to a decrease in the number of mandatory visits of aliens to migration units, i.e. an alien needs to appear at a migration unit only 2 times, instead of 3 times).
- **19 March** The Minister of Social Security and Labour issued an order approving the Description of the Procedure for Adopting Decisions on Conformity of an Alien's Employment to Needs of the Labour Market of the Republic of Lithuania.
- **7 May** The amendments to the Procedure for Issuing to Aliens a Temporary Residence Permit in the Republic of Lithuania approved by an order of the Minister of the Interior entered into force. The amendments stipulate that an alien must supply more data on himself in an application for the issue of a temporary residence permit in the Republic of Lithuania and submit, along with this application, a certificate of non-conviction issued by the competent authority of a foreign state in which the alien resided prior to the entry into the Republic of Lithuania or is currently residing.
- **13 October** The Minister of the Interior, the Minister of Economy, the Minister of Social Security and Labour, the Director of the Lithuanian Labour Exchange and the Director of the Migration Department signed an agreement on cooperation on the issues of immigration procedures. The agreement provides for interinstitutional cooperation with a view to facilitating immigration procedures in respect of the aliens setting up and developing business in the Republic of Lithuania thus contributing to enhancement of the country's investment attractiveness.
- **14 October** The amendments to the Procedure for Issuing a Permit of a Long-term Resident of the Republic of Lithuania to Reside in the European Union approved by an order of the Minister of the Interior entered into force. They stipulate that aliens must, along with an application for the issue of a permit of a long-term resident of the Republic of Lithuania to reside in the EU, submit a certificate of non-conviction issued by the competent authority of a foreign state in which an alien resided prior to the entry into the Republic of Lithuania or is currently residing.

Asylum

- **22 June** In order to contribute to ensuring of the principle of solidarity and fair sharing of responsibility among the EU Member States and to ease the burden of the EU Member States facing the influx of third-country nationals, also to contribute to the relocation of the third-country nationals who are in need of asylum from third countries to the EU, the Government of the Republic of Lithuania adopted a resolution approving of the relocation of up to 250 aliens in need of international protection to the territory of the Republic of Lithuania from the EU Member States or from third countries by 30 June 2018.
- **29 July** Having regard to a complicated security and humanitarian situation in Ukraine's Autonomous Republic of Crimea, the city of Sevastopol and Donetsk and Luhansk oblasts and in order to provide support to citizens of the Republic of Lithuania, persons of Lithuanian descent and their family members wishing to move from these regions of Ukraine to the Republic of Lithuania, the Government of the Republic of Lithuania resolved to compile a list of the persons to be relocated and to relocate them to the Republic of Lithuania as well as to provide state support for the integration of such persons in the Republic of Lithuania. As on 31 December, the list consisted of 161 persons and 106 persons were relocated to the Republic of Lithuania.
- **10 September** The Government of the Republic of Lithuania adopted a resolution adjusting the commitments of the Republic of Lithuania in the area of relocation of aliens and stipulating the expected

relocation of 1 035 aliens from other EU Members States and 70 aliens – from third countries by 31 December 2017.

- **18 September** The Minister of the Interior issued an order setting up a commission for coordination of the relocation of aliens in need of asylum to the territory of the Republic of Lithuania.
- **21 September** The Government of the Republic of Lithuania adopted a resolution setting up a commission for coordination of issues of the relocation of aliens in need of asylum to the territory of the Republic of Lithuania and the implementation of the integration of aliens.
- **13 October** The Minister of the Interior issued an order approving the Description of the Procedure for Relocating Aliens to the territory of the Republic of Lithuania.
- **15 December** In observance of the commitments undertaken by the Republic of Lithuania to the EU with regards to solidarity and burden-sharing, the first 4 persons in need of international protection (a family with 2 children from Iraq) were relocated from the Republic of Greece to the Republic of Lithuania.

Control of aliens

- **13 January** The amendments to the Rules for Compiling and Managing the National No-entry List laying down shorter time limits for entry of data on aliens into the Register of Aliens entered into force.
- **15 April** The Description of the Procedure for Monitoring the Expulsion of Aliens from the Republic of Lithuania approved by an order of the Minister of the Interior and the Minister of Social Security and Labour entered into force.
- **16 June** Amendments to the Rules for Compiling and Managing the National No-entry List entered into force. The Amendments stipulate that, where a decision prohibiting an alien's entry into the Republic of Lithuania on grounds of representing a threat to national security is taken, the data on the alien are, on the proposal of a state institution or agency, published on the website of the Migration Department.
- **17 July** The Commander of the State Border Guard Service issued an order approving the Description of the Procedure for Taking Fingerprints of the Aliens Detained for Unlawful Entry into or Illegal Stay in the Republic of Lithuania.
- **10 August** The Minister of Social Security and Labour issued an order approving the Description of the Procedure for Accommodating the Aliens as Present or Former Victims of Crimes Related to Trafficking in Human Beings at the Refugee Reception Centre during their Cooling-off Period.
- **31 August** In implementing the provisions of the Law of the Republic of Lithuania on the Legal Status of Aliens related to the assessment of an alien residing in the Republic of Lithuania or intending to reside in it with regards to a threat represented by him/her to public policy or the public, also to the assessment of the threat of irregular migration, the Police Commissioner General issued an order approving the Description of the Procedure for Verifying Data on an Alien with a View to Determining the Threat Represented by an Alien to Public Policy or the Public and Drawing up Conclusions on the Threat Posed to Public Policy or the Public.
- **24 September** The agreement between the Republic of Lithuania and the Republic of Kazakhstan on the readmission of persons entered into force.
- **28 December** In implementing the provisions of the Law of the Republic of Lithuania on the Legal Status of Aliens related to the assessment of an alien residing in the Republic of Lithuania or intending to reside in it with regards to a threat represented by him/her to public policy or the public, also to the assessment of the threat of irregular migration, the Commander of the State Border Guard Service issued an order approving the description of the procedure for verifying the mentioned data on the threat represented by an alien and drawing up conclusions on the threats posed.

Citizenship

- **28 November** Amendments to the Law of the Republic of Lithuania on Citizenship entered into force. The amendments stipulate that citizens of the Republic of Lithuania who have acquired citizenship of the Republic of Lithuania and citizenship of another state at birth may, at the same time, be citizens of another state for an indefinite period. The Law repeals the restriction stipulating that a person who has acquired citizenship of the Republic of Lithuania and citizenship of another state at birth must, upon reaching 21 years of age, choose the citizenship either of the Republic of Lithuania or of another state.
- **22 December** The Seimas of the Republic of Lithuania adopted amendments to the Law of the Republic of Lithuania on Citizenship to enter into force on 1 July 2016. The amendments stipulate that a citizen of the Republic of Lithuania having outstanding merits to the State of Lithuania who has acquired citizenship of another state may retain citizenship of the Republic of Lithuania, and where a person having outstanding

merits to the State of Lithuania has already lost citizenship of the Republic of Lithuania, he/she may have it restored to him/her.

EU funds

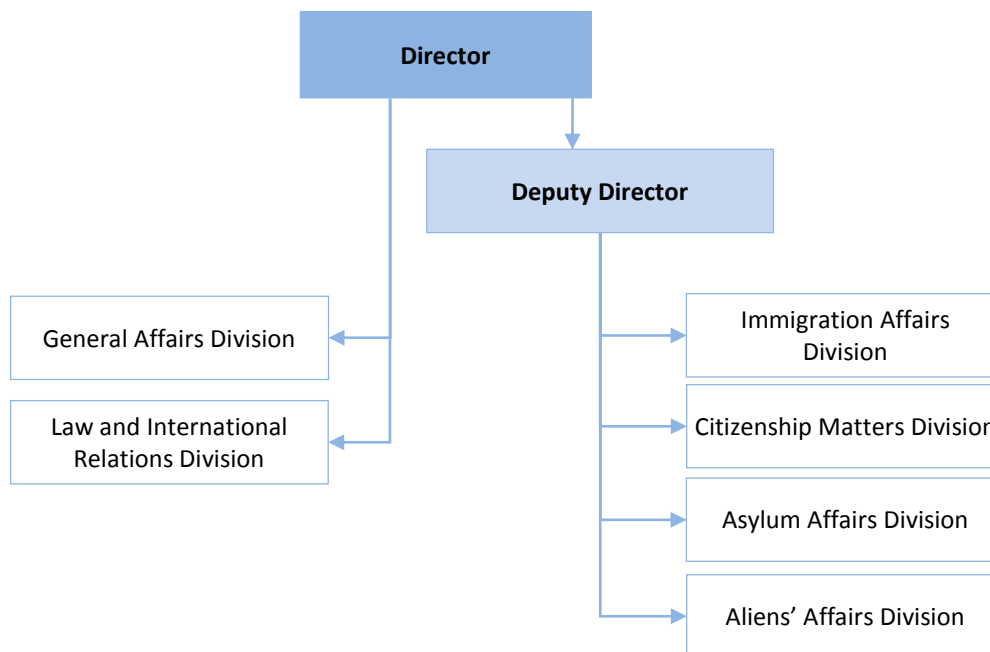
- **20 May** The Minister of Social Security and Labour issued an order approving the Action Plan for Implementing the National Programme 2014-2020 of the Asylum, Migration and Integration Fund.

1.2. Structure of management of migration processes in the Republic of Lithuania



1.3. Organisational structure of the Migration Department

(as on 1 January 2016)



The Migration Department was established by an order of 21 May 1992 of Minister of the Interior Petras Valiukas upon merging two divisions of the Ministry, namely, the Emigration and Immigration Service under the Ministry of the Interior and the Passport Board of the Ministry of the Interior. Former directors of the Migration Department include Edvardas Gružas (1992-1993), Česlovas Kazimieras Blažys (1993-1995), Vladas Minkevičius (1995-1999), Almantas Gavėnas (1999-2014), Janas Vidickas (Acting Director, 2014-2015), and Vygantas Ivanauskas (2015). Since July 2015, Evelina Gudzinskaitė has led the Migration Department in the capacity of Acting Director.

The organisational structure of the Migration Department is approved by the Minister of the Interior.

The number of staff of the Migration Department comprises 80 posts.

1.4. Main legal acts of the Republic of Lithuania regulating management of migration processes (as on 1 January 2016)

Law of the Republic of Lithuania on the Legal Status of Aliens (as amended, in force from 30 April 2004).

Law of the Republic of Lithuania Implementing the Law on the Legal Status of Aliens (in force from 30 April 2004).

Law of the Republic of Lithuania on Citizenship (as amended, in force from 1 April 2011) .

Law of the Republic of Lithuania on the Identity Card and the Passport (as amended, in force from 2 March 2015).

Law of the Republic of Lithuania on the Identity Card (as amended, in force from 1 January 2003 until 1 March 2015).

Law of the Republic of Lithuania Implementing the Law on the Identity Card (as amended, in force from 21 November 2001 until 1 March 2015).

Passport Law of the Republic of Lithuania (as amended, in force from 1 January 2003 until 1 March 2015).

International treaties of the Republic of Lithuania on travels of citizens of both states (in force with 2 states: Belarus and Russia).

International treaty of the Republic of Lithuania with the Republic of Belarus on the local border traffic (ratified in 2011, but not in force yet).

International treaty of the Republic of Lithuania on the procedure for issuing facilitated railway transit documents (in force with Russia from 21 June 2003 and applicable only to citizens of the Russian Federation).

Government of the Republic of Lithuania Resolution No 796 of 23 June 2003 on the Approval of the Procedure for Introducing and Issuing a Facilitated Transit Document and a Facilitated Railway Transit Document (in force from 26 June 2003 and applicable only to citizens of the Russian Federation). In respect of citizens of the Russian Federation travelling from the territory of the Russian Federation to Kaliningrad Region of the Russian Federation and back in transit through the territory of the Republic of Lithuania, the facilitated transit document and the facilitated railway transit document were introduced on 1 July 2003.

International treaties of the European Union on visa facilitation (in force with 7 states): Armenia, Azerbaijan, Georgia, China (only for tourist groups of citizens of the People's Republic of China), Russia, Ukraine, Cape Verde.

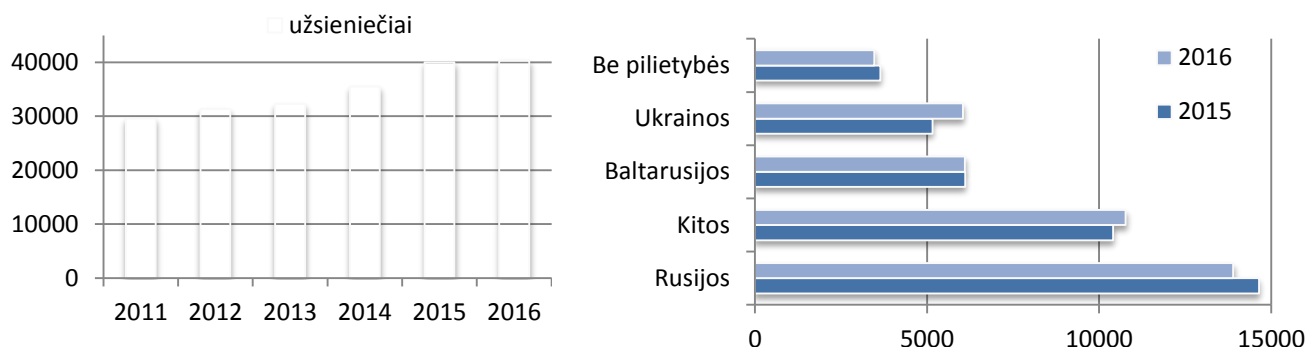
International readmission treaties of the Republic of Lithuania (in force with 21 states: Austria, Belgium, Estonia, Greece, Iceland, Spain, Italy, Kazakhstan, Croatia, Latvia, Poland, Luxembourg, Netherlands, Portugal, France, Romania, Slovenia, Finland, Switzerland, Sweden, Germany), also international readmission treaties of the European Union (in force with 17 states): Albania, Armenia, Azerbaijan, Bosnia and Herzegovina, Georgia, Hong Kong, Montenegro, Macao, Macedonia, Moldova, Pakistan, Russia, Serbia, Sri Lanka, Turkey, Ukraine, Cape Verde.

1.5. Number of aliens residing in the Republic of Lithuania as at the beginning of 2016 (in thousands)

	2011	2012	2013	2014	2015	2016
Number of population, including:	3 052.6	3 007.8	2 979.3	2 944.5	2 921.9	2 888.6
- aliens	29.6	31.3	32.3	35.5	40.0	40.3
Aliens' share of the country's total population, per cent	0.97	1.04	1.08	1.20	1.37	1.40

Sources:

1. Data of the Lithuanian Department of Statistics on the number of the Lithuanian population.
2. Data of migration units (2011), the Residents' Register and the Register of Aliens (2012-2016) on the number of aliens in the Republic of Lithuania.



1.6. Number of aliens residing in the Republic of Lithuania as at the beginning of 2016, by citizenship

Citizenship	2015	2016	Annual change, per cent
European states, including:	32 457	32 939	1.5
- EU Member States, including:	4 567	4 977	9.0
- Latvia	861	955	10.9
- Poland	707	726	2.7
- Germany	677	708	4.6
- EFTA States	151	159	5.3
- Other European states, including:	27 739	27 803	0.2
- Armenia	447	432	-3.5
- Belarus	6 113	6 101	-0.2
- Georgia	431	426	-1.2
- Russia	14 648	13 897	-5.1
- Ukraine	5 164	6 050	17.2
North American states, including:	454	439	-3.3
- USA	404	395	-2.2
Central and South American states	130	135	3.8
Australia and Oceania	28	27	-3.6
Asian states, including:	2 810	2 800	-0.4
- Israel	344	355	3.2
- Kazakhstan	342	347	1.5
- China	368	368	-
- Lebanon	196	165	-15.8
African states	456	478	4.8
- Nigeria	215	241	12.1
Stateless persons	3 645	3 466	-4.9
In total	39 980	40 284	0.8

Note. As at the beginning of 2016, citizens of 132 states and stateless persons with valid documents confirming their legal status in the Republic of Lithuania resided in the Republic of Lithuania.

Source. Data of the Residents' Register and the Register of Aliens.

1.7. Number of aliens residing in the Republic of Lithuania as of the beginning of 2016, by municipalities

Municipality	Number of aliens	Municipality	Number of aliens
Alytus County	1 108	Šiauliai County	2 390
Alytus	299	Šiauliai City	1 713
Druskininkai	646	Akmenė District	171
Lazdijai District	33	Joniškis District	81
Varėna District	130	Kelmė District	88
Kaunas County	4 273	Pakruojis District	55
Kaunas City	2 666	Radviliškis District	140
Birštonas	12	Šiauliai District	142
Jonava District	454	Tauragė County	275
Kaišiadorys District	94	Tauragė District	116
Kaunas District	599	Jurbarkas District	70
Kėdainiai District	290	Pagėgiai	53
Prienai District	97	Šilalė District	36
Raseiniai District	61	Telšiai County	638
Klaipėda County	5 176	Telšiai District	106
Klaipėda City	4 055	Mažeikiai District	417
Klaipėda District	495	Plungė District	103
Kretinga District	126	Rietavas	12
Neringa	50	Utena County	2 873
Palanga	263	Utena District	108
Skuodas District	45	Anykščiai District	75
Šilutė District	142	Ignalina District	196
Marijampolė County	418	Molėtai District	74
Marijampolė	242	Visaginas	2 258
Kalvarija	35	Zarasai District	162
Kazlų Rūda	23	Vilnius County	20 061
Šakiai District	42	Vilnius City	16 005
Vilkaviškis District	76	Elektrėnai	442
Panevėžys County	912	Šalčininkai District	808
Panevėžys City	506	Širvintos District	84
Biržai District	73	Švenčionys District	380
Kupiškis District	55	Trakai District	357
Panevėžys District	114	Ukmergė District	180
Pasvalis District	58	Vilnius District	1 805
Rokiškis District	106	In total	38 124

Note. The table does not include data on 2 160 aliens whose residence declaration data have been deleted at the request of the owner of residential premises and who have not declared their place of residence in the Republic of Lithuania.

1.8. Number of aliens residing in the Republic of Lithuania as at the beginning of 2016, by documents confirming their legal status in the Republic of Lithuania

Citizenship	Document confirming the legal status of an alien in the Republic of Lithuania					
	Certificate attesting to the right of a citizen of an EU Member State to reside in the Republic of Lithuania	Certificate attesting to the right of a citizen of an EU Member State to reside permanently in the Republic of Lithuania ^x	Residence card of a family member of a Union citizen	Permanent residence card of a family member of a Union citizen	Temporary residence permit in the Republic of Lithuania	Permit of a long-term resident of the Republic of Lithuania to reside in the European Union
European states, including:	3 296	1 840	196	-	-	-
- EU Member States, including:	3 193	1 784	-	-	-	-
- Latvia	595	360	-	-	-	-
- Poland	341	385	-	-	-	-
- Germany	361	347	-	-	-	-
- EFTA States	103	56	-	-	-	-
- Other European states, including:	-	-	196	18	14 010	13 579
- Armenia	-	-	2	-	179	251
- Belarus	-	-	37	3	3 838	2 223
- Russia	-	-	82	6	4 492	9 317
- Ukraine	-	-	46	8	4 573	1 423
North American states, including:	-	-	12	2	272	153
- USA	-	-	12	2	238	143
Central and South American states	-	-	13	-	79	43
Australia and Oceania	-	-	1	1	16	9
Asian states, including:	-	-	65	2	1 888	845
- India	-	-	15	-	329	14
- Israel	-	-	5	1	159	190
- Kazakhstan	-	-	1	-	171	175
- China	-	-	3	-	242	123
- Pakistan	-	-	22	-	151	12
African states including:	-	-	36	-	368	74
- Nigeria	-	-	18	-	217	6
Stateless persons	-	-	16	6	75	3 369
In total	3 296	1 840	339	29	16 708	18 072

^x Including citizens of the EU Member States holding permanent residence permits of a citizen of an EU Member State valid until 8 January 2017.

1.9. Number of citizens of the Republic of Lithuania residing abroad

Foreign state	Number of citizens of the Republic of Lithuania	Date of data collection	Foreign state	Number of citizens of the Republic of Lithuania	Date of data collection
European states, including:	397 967		- Armenia	29	1 January 2016
- EU Member States, including:	334 325		- Azerbaijan	56	19 February 2016
- Ireland	46 717	1 January 2016	- Belarus	8 034	1 January 2016
- Austria	1 254	1 January 2016	- Georgia	76	1 January 2015
- Belgium	2 580	1 January 2016	- Kosovo	1	2011 m.
- Bulgaria	83	1 January 2013	- Moldova	41	1 January 2016
- Czech Republic	681	1 January 2016	- Russia	13 855	2 February 2016
- Denmark	11 553	1 January 2016.	- San Marino	1	1 January 2016
- Estonia	2 169	1 January 2016	- Turkey	600	1 January 2014
- Greece	77	2011	- Ukraine	1 504	1 January 2016
- Spain	17 692	1 January 2016	North American states, including:	66 151	
- Italy	4 875	1 January 2015	- USA	17 021	2012
- United Kingdom	180 000	2014	- Canada	49 130	2011
- Cyprus	305	2007	Central and South American states, including:	467	
- Croatia	19	1 January 2015	- Argentina	359	2010 m.
- Latvia	4 570	1 January 2016	- Brazil	108	1 January 2015
- Poland	2 070	1 January 2016	Asian states, including:	6 876	
- Luxembourg	747	1 January 2016	- Philippines	29	31 December 2015
- Malta	44	20 November 2011	- India	20	2013
- Netherlands	4 885	1 January 2016	- Israel	5 223	2016 (unofficial)
- Portugal	546	2013	- Japan	198	1 June 2014
- France	2 320	1 January 2016	- UAE	508	1 January 2014
- Romania	142	1 January 2016	- Qatar	62	1 January 2014
- Slovakia	165	1 January 2016	- Kazakhstan	81	1 January 2014
- Slovenia	59	1 January 2014	- China	127	30 November 2013
- Finland	1 315	1 January 2015	- Republic of Korea	41	1 January 2014
- Sweden	10 406	2014	- Kuwait	13	1 January 2014
- Hungary	50	1 January 2015	- Uzbekistan	451	1 January 2016
- Germany	39 001	31 December 2014	- Vietnam	152	1 January 2014
- EFTA States:	39 424		African states, including:	329	
- Iceland	1 683	1 January 2016	- Morocco	11	1 January 2016
- Lichtenstein	1	2010	- SAR	300	1 January 2014
- Norway	35 770	1 January 2015	- Tunisia	18	1 January 2016
- Switzerland	1 970	30 November 2015	Australia and Oceania, including:	779	
- Other European states, including:	24 218		- Australia	650	Data of 2013
- Andorra	15	1 January 2016	- New Zealand	129	Data of 2013
			In total	472 563	

Source. Data of the Consular Department of the Ministry of Foreign Affairs and the Migration Department.



2. MIGRATION OF CITIZENS OF THE REPUBLIC OF LITHUANIA AND ALIENS

2.1. Number of citizens of the Republic of Lithuania and aliens who entered the Republic of Lithuania for residence in 2015, by states

2.2. Number of persons who entered the Republic of Lithuania for residence in 2015, by citizenship

2.3. Number of citizens of the Republic of Lithuania and aliens who left for residence to foreign states in 2015, by states

2.4. Number of persons who left for residence to foreign states in 2015, by citizenship

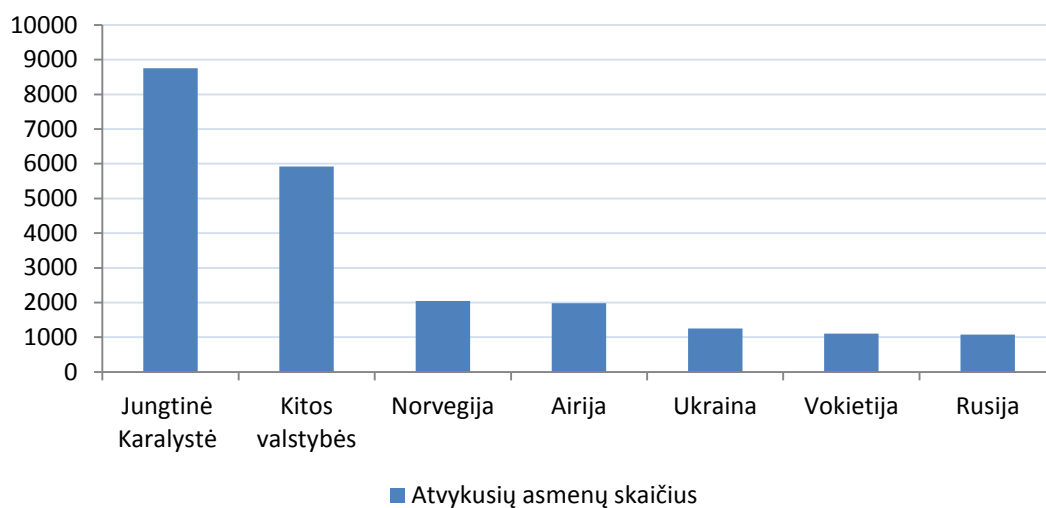
2.5. Entries, departures and net migration of citizens of the Republic of Lithuania and aliens

2.1. Number of citizens of the Republic of Lithuania and aliens who entered the Republic of Lithuania for residence in 2015, by states

State from which persons entered	In total	Citizens of the Republic of Lithuania	Aliens
European states, including:	20 649	17 405	3 244
- EU Member States, including:	15 352	14 578	774
- Ireland	1 979	1 975	4
- Denmark	512	497	15
- Spain	629	586	43
- Italy	254	196	58
- United Kingdom	8 754	8 715	39
- Latvia	238	87	151
- Poland	113	54	59
- Netherlands	372	349	23
- France	233	185	48
- Sweden	504	482	22
- Germany	1 107	1 014	93
- EFTA States, including:	2 145	2 127	18
- Norway	2 043	2 027	16
- Other European states, including:	3 152	700	2 452
- Belarus	501	113	388
- Russia	1 077	405	672
- Ukraine	1 249	111	1 138
North American states, including:	670	636	34
- USA	540	509	31
Central and South American states	41	26	15
Australia and Oceania	66	66	0
Asian states	549	200	349
African states	107	49	58
Not indicated	48	1	47
In total	22 130	18 383	3 747

Note. The table accounts for citizens of the Republic of Lithuania and aliens who enter for residence for a period longer than six months.

Source. Data of the Lithuanian Department of Statistics.



2.2. Number of persons who entered the Republic of Lithuania for residence in 2015, by citizenship

Citizenship	Number of persons
European states, including:	21 654
- EU Member States, including:	19 196
- Lithuania	18 383
- Latvia	149
- Poland	61
- Romania	93
- Germany	92
- EFTA States	16
- Other European states, including:	2 442
- Belarus	387
- Russia	696
- Ukraine	1 149
North American states, including:	31
- USA	27
Central and South American states	15
Australia and Oceania	1
Asian states	352
African states	62
Stateless persons	15
In total	22 130

Note. The table accounts for citizens of the Republic of Lithuania and aliens who enter for residence for a period longer than six months.

2.3. Number of citizens of the Republic of Lithuania and aliens who left for residence to foreign states in 2015, by states

State to which persons left	In total	Citizens of the Republic of Lithuania	Aliens
European states, including:	41 418	35 133	6 285
- EU Member States, including:	31 168	30 987	181
- Ireland	3 168	3 164	4
- Belgium	178	174	4
- Denmark	1 136	1 129	7
- Spain	963	951	12
- Italy	316	308	8
- United Kingdom	18 999	18 980	19
- Latvia	168	145	23
- Poland	165	152	13
- Netherlands	741	737	4
- France	288	281	7
- Sweden	1 039	1 036	3
- Germany	3 318	3 283	35
- EFTA States, including:	3 233	3 223	10
- Norway	2 866	2 860	6
- Other European states, including:	7 017	923	6 094
- Belarus	1 706	150	1 556
- Russia	2 801	549	2 252
- Ukraine	1 772	71	1 701
North American states, including:	1 368	1 220	148
- USA	1 157	1 029	128
Central and South American states	87	50	37
Australia and Oceania	177	168	9
Asian states	1 286	348	938
African states	192	52	140
Not indicated	5	5	0
In total	44 533	36 976	7 557

Note. The table accounts for citizens of the Republic of Lithuania and aliens who leave for residence for a period longer than six months.

Sources. Data of the Lithuanian Department of Statistics.

2.4. Number of persons who left for residence to foreign states in 2015, by citizenship

Citizenship	Number of persons
European states, including:	43 176
- EU Member States, including:	37 078
- Latvia	13
- Lithuania	36 976
- Poland	15
- Germany	17
- Other European states, including:	6 098
- Belarus	1 521
- Russia	2 286
- Ukraine	1 695
North American states, including:	149
- USA	127
Central and South American states	41
Australia and Oceania	10
Asian states, including:	945
- India	186
- Iran	68
- Israel	63
- Kazakhstan	73
- China	115
- Pakistan	105
African states	155
Stateless persons	57
In total	44 533

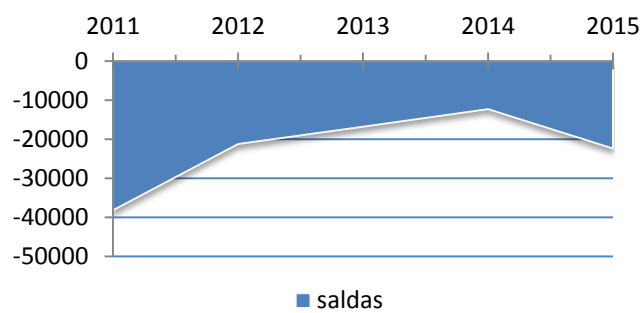
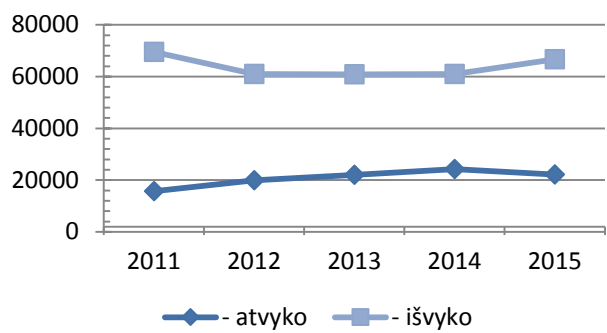
Note. The table accounts for citizens of the Republic of Lithuania and aliens who leave for residence for a period longer than six months.

Source. Data of the Lithuanian Department of Statistics.

2.5. Entries, departures and net migration of citizens of the Republic of Lithuania and aliens

	2011	2012	2013	2014	2015
Citizens of the Republic of Lithuania:					
- entries	14 012	17 357	18 975	19 528	18 383
- departures	51 505	38 479	35 492	33 115	36 976
- net migration	-37 493	-21 122	-16 517	-13 587	-18 593
Aliens:					
- entries	1 673	2 486	3 036	4 766	3 747
- departures	2 358	2 621	3 326	3 506	7 557
- net migration	-685	-135	-290	1 260	-3 810
In total:					
- entries	15 685	19 843	22 011	24 294	22 130
- departures	53 863	41 100	38 818	36 621	44 533
- net migration	-38 178	-21 257	-16 807	-12 327	-22 403

Source. Data of the Lithuanian Department of Statistics.





3. PERSONAL DOCUMENTS OF CITIZENS OF THE REPUBLIC OF LITHUANIA

- 3.1. Issue of identity cards and passports of the Republic of Lithuania to citizens
- 3.2. Issue of an identity card and a passport of the Republic of Lithuania to a citizen residing in the Republic of Lithuania
- 3.3. Issue of a passport of the Republic of Lithuania to a citizen residing in a foreign state

3.1. Issue of identity cards and passports of the Republic of Lithuania to citizens

An identity card is a personal document of a citizen of the Republic of Lithuania which confirms his/her identity and citizenship and is intended for use in the Republic of Lithuania and may be used for travel to the foreign states that recognise identity cards as a travel document.

Every citizen of the Republic of Lithuania over 16 years of age must hold an identity card unless he/she holds a valid passport of the Republic of Lithuania. If needed, an identity card may be issued also to a citizen under 16 years of age.

An identity card may be used for the confirmation or establishment of a person's identity in cyberspace and for signing electronic documents, provided that it contains an electronic chip with a certificate of personal identification in cyberspace and a qualified certificate.

Under the provisions of Directive 2004/38/EC of the European Parliament and of the Council of 29 April 2004, all citizens of the European Union Member States (Ireland, Austria, Belgium, Bulgaria, the Czech Republic, Denmark, Estonia, Greece, Spain, Italy, United Kingdom, Cyprus, Croatia, Latvia, Poland, Lithuania, Luxembourg, Malta, Netherlands, Portugal, France, Romania, Slovakia, Slovenia, Finland, Sweden, Hungary, Germany) who are in possession of a valid identity card issued by their state have the right to leave the territory of a Member State for entering another Member State. The identity card of the Republic of Lithuania is also recognised as valid for travel by the following states: Albania, Andorra, Bosnia and Herzegovina, Georgia, Iceland, Montenegro, Kosovo, Liechtenstein, Macedonia, Monaco, Norway, San Marino, Serbia, Switzerland and Vatican.

Note. Before travelling to a foreign state (except for the EU Members States and EFTA States, namely, Iceland, Liechtenstein, Norway, Switzerland), a person is advised to check information on types of documents recognised as valid for entry into a specific foreign state.

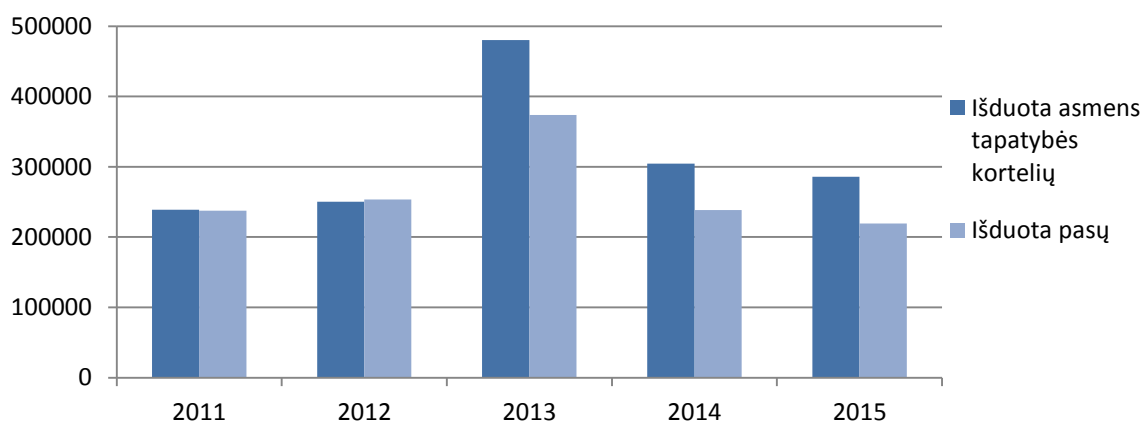
A passport is a personal document of a citizen of the Republic of Lithuania confirming his/her identity and citizenship and intended for travelling to foreign states or for use within the Republic of Lithuania.

A passport is issued to a citizen of the Republic of Lithuania residing in the Republic of Lithuania or in a foreign state, irrespective of his/her age.

A citizen may simultaneously hold both an identity card and a passport of the Republic of Lithuania.

Source. Article 3(1) to (7) of the Law of the Republic of Lithuania on the Identity Card and the Passport of 23 December 2014.

	2011	2012	2013	2014	2015
Issued identity cards	239 075	250 431	480 286	304 605	285 648
Issued passports, including:	237 369	253 586	373 896	238 643	219 162
to citizens residing in the Republic of Lithuania	208 923	222 748	338 093	199 937	179 668
to citizens residing in foreign states:	28 446	30 820	35 803	38 706	39 494
- by diplomatic missions and consular posts	4 754	7 001	11 882	14 759	15 552
- by migration units	20 164	23 819	23 921	23 947	23 942
- by the Migration Department	3 528	-	-	-	-

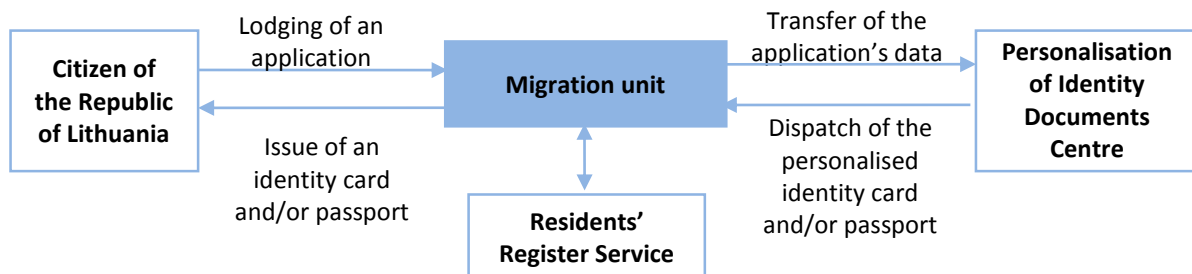


3.2. Issue of an identity card and a passport of the Republic of Lithuania to a citizen residing in the Republic of Lithuania

An identity card and/or a passport of the Republic of Lithuania may be issued to citizens under the general procedure and the accelerated procedure. Under the general procedure, identity cards and/or passports of the Republic of Lithuania are issued not later than within a month from the day of lodging of an application and other documents for the issue/renewal of the identity card and/or the passport of the Republic of Lithuania with a migration unit, under the accelerated procedure – within 1 or 5 working days.

The state fee in the amount prescribed by the Government of the Republic of Lithuania is collected for the issue and renewal of an identity card and/or a passport of the Republic of Lithuania. The fee is not collected from citizens who are exempted from the payment of the state fee under the Law of the Republic of Lithuania on Fees and Charges.

Sources: Article 6(2) of the Law of the Republic of Lithuania on the Identity Card and Passport of 23 December 2014; Article 6 of the Law of the Republic of Lithuania on Fees and Charges of 13 June 2000; points 10 and 86 of the Description of the Procedure for the Issue, Renewal, Declaration as Invalid and Destruction of an Identity Card and a Passport as approved by Order No 1V-200/V-62 of the Minister of the Interior of the Republic of Lithuania of 19 March 2015.

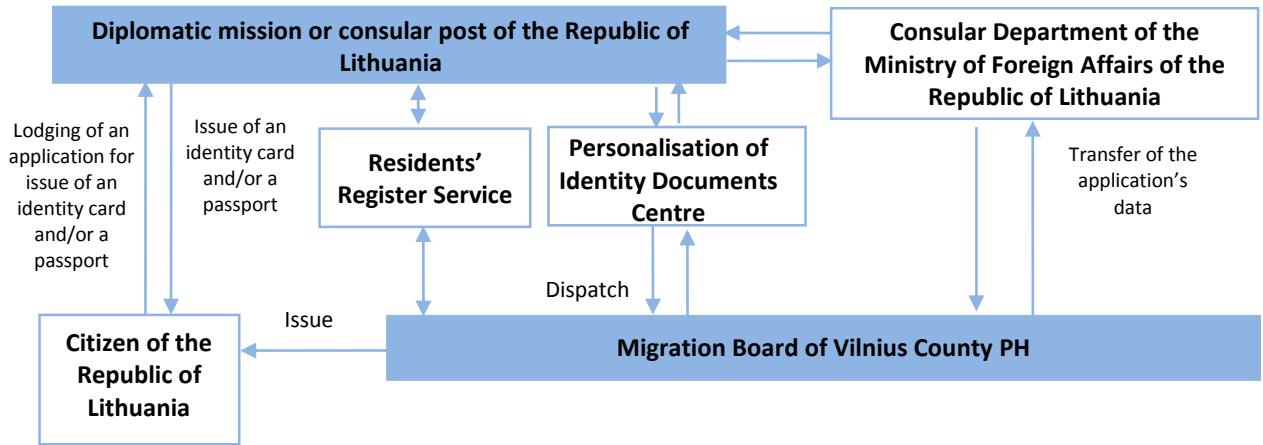


3.3. Issue of an identity card and a passport of the Republic of Lithuania to a citizen residing in a foreign state

Citizens of the Republic of Lithuania residing abroad are issued and renewed an identity card and/or a passport of the Republic of Lithuania under the general procedure. Under the general procedure, an identity card and/or a passport of the Republic of Lithuania is issued at a diplomatic mission or consular post of the Republic of Lithuania not later than within two months from the day of reception at the diplomatic mission or consular post of documents for the issue or renewal of the identity card or the passport of the Republic of Lithuania.

The consular fee is collected for the issue or renewal of an identity card and/or a passport of the Republic of Lithuania at a diplomatic mission or consular post of the Republic of Lithuania, unless a citizen is exempted from the payment of the consular fee under the Law of the Republic of Lithuania on Consular Fees.

Sources: Article 6(2) of the Law of the Republic of Lithuania on the Identity Card and Passport of 23 December 2014; Articles 3 and 6 of the Law of the Republic of Lithuania on Consular Fees of 23 June 1994; points 5, 8 and 10 of the Description of the Procedure for the Issue, Renewal, Declaration as Invalid and Destruction of an Identity Card and a Passport as approved by Order No 1V-200/V-62 of the Minister of the Interior of the Republic of Lithuania of 19 March 2015.



4. FREE MOVEMENT OF PERSONS

- 4.1. Issue of certificates to a citizen of an EU Member State or an EFTA State attesting to the right to temporarily reside in the Republic of Lithuania
 - 4.1.1. Number of applications lodged for issue/renewal of a certificate, decisions taken and certificates issued in 2015, by citizenship
 - 4.1.2. Number of decisions to issue a certificate in 2015, by grounds of entry
 - 4.1.3. Number of decisions to withdraw the right to temporarily reside in the Republic of Lithuania and a certificate in 2015, by grounds for withdrawal
 - 4.1.4. Number of decisions to withdraw the right to temporarily reside in the Republic of Lithuania and a certificate in 2015, by citizenship
 - 4.1.5. Flow chart of issue or renewal of a certificate to a citizen of an EU Member State or an EFTA State
- 4.2. Issue of a temporary residence card of a family member of a Union citizen
 - 4.2.1. Number of applications lodged for issue, renewal or withdrawal of an EU residence card and respective decisions taken in 2015, by citizenship
 - 4.2.2. Number of EU residence cards issued to family members of a citizen of an EU Member State or an EFTA State in 2011-2015, by citizenship
 - 4.2.3. Flow chart of issue or renewal of an EU residence card to a family member of a citizen of an EU Member State or an EFTA State
- 4.3. Issue of a certificate attesting to the right of a citizen of an EU Member State or an EFTA State to permanently reside in the Republic of Lithuania
 - 4.3.1. Number of applications lodged for issue/renewal of a permanent certificate, decisions taken and permanent certificates issued in 2015, by citizenship
 - 4.3.2. Flow chart of issue of a permanent certificate to a citizen of an EU Member State or an EFTA State
- 4.4. Issue of a permanent residence card of a family member of a Union citizen
 - 4.4.1. Number of applications lodged for issue of an EU permanent residence card and decisions taken in 2015, by citizenship
 - 4.4.2. Number of EU permanent residence cards issued in 2011-2015, by citizenship
 - 4.4.3. Flow chart of issue of an EU permanent residence card to a family member of a citizen of an EU Member State or an EFTA State

4.1. Issue of certificates to a citizen of an EU Member State or an EFTA State attesting to the right to temporarily reside in the Republic of Lithuania

A citizen of an EU Member State or an EFTA State who has entered the Republic of Lithuania for residence for a period in excess of three months within half a year and who meets at least one of the grounds provided for in Article 101(1) of the Law of the Republic of Lithuania on the Legal Status of Aliens is issued a certificate confirming his/her right to reside in the Republic of Lithuania (hereinafter: a 'certificate').

Source. Article 99(1) of the Law of the Republic of Lithuania on the Legal Status of Aliens of 29 April 2004.

4.1.1. Number of applications lodged for issue/renewal of a certificate, decisions taken and certificates issued in 2015, by citizenship

Citizenship	Applications lodged for issue/renewal of a certificate	Decisions taken			Issued certificates
		Issue a certificate	Renew a certificate	Refuse to issue/renew	
Ireland	13	10	3	-	13
Austria	7	6	1	-	7
Belgium	25	23	2	-	25
Bulgaria	37	33	3	1	36
Czech Republic	14	14	-	-	14
Denmark	21	20	2	-	22
Estonia	21	21	-	-	21
Greece	19	19	-	-	19
Iceland	2	2	-	-	2
Spain	87	82	3	-	85
Italy	100	96	4	-	100
United Kingdom	58	58	-	-	58
Cyprus	1	1	-	-	1
Croatia	35	35	-	-	35
Latvia	199	189	14	-	203
Poland	109	104	7	-	111
Malta	5	5	-	-	5
Netherlands	30	27	3	-	30
Norway	28	25	3	-	28
Portugal	32	32	-	-	32
France	79	76	4	-	80
Romania	171	171	1	-	172
Slovakia	17	17	-	-	17
Slovenia	4	4	-	-	4
Finland	18	18	-	-	18
Sweden	38	37	1	-	38
Switzerland	2	2	-	-	2
Hungary	14	16	-	-	16
Germany	136	133	4	1	137
In total	1 322	1 276	55	2	1 331

Source. Data of the Register of Aliens.

4.1.2. Number of decisions to issue a certificate in 2015, by grounds for entry

Ground for entry	Decisions taken to issue a certificate
Alien is an employee or a self-employed person	668
Alien is in possession of adequate means of subsistence to reside in the Republic of Lithuania for himself/herself and for his/her family members who accompany him/her or enter to join him/her and is in possession of a valid document evidencing health insurance coverage	214
Alien is a student, a pupil, a trainee, attends up-skilling courses or vocational training courses, is in possession of adequate means of subsistence to reside in the Republic of Lithuania for himself/herself and his/her family members who accompany him/her or come to join him/her and is in possession of a valid document evidencing health insurance coverage	198
Alien is a family member of a citizen of an EU Member State accompanying him/her or coming to join him/her	196
In total	1 276

Source. Data of the Register of Aliens.

4.1.3. Number of decisions to withdraw the right to temporarily reside in the Republic of Lithuania and a certificate in 2015, by grounds for withdrawal

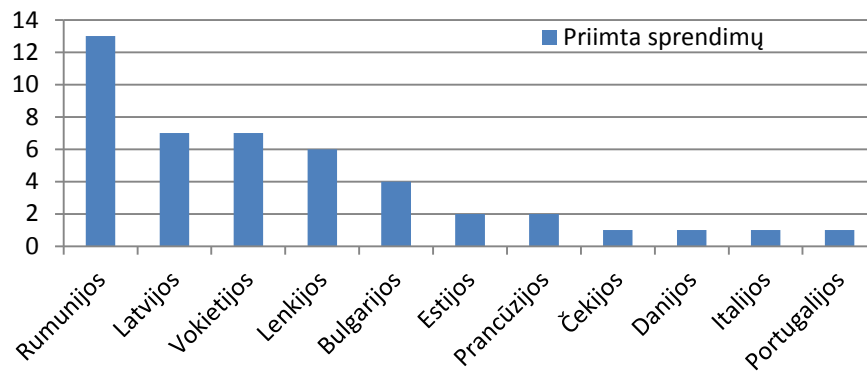
Ground for withdrawal	Decisions taken
Citizen of an EU Member State or an EFTA State does not meet the grounds provided for in Article 101(1) of the Law of the Republic of Lithuania on the Legal Status of Aliens	33
Alien leaves from the Republic of Lithuania for a period exceeding six months	12
In total	45

Source. Data of the Register of Aliens.

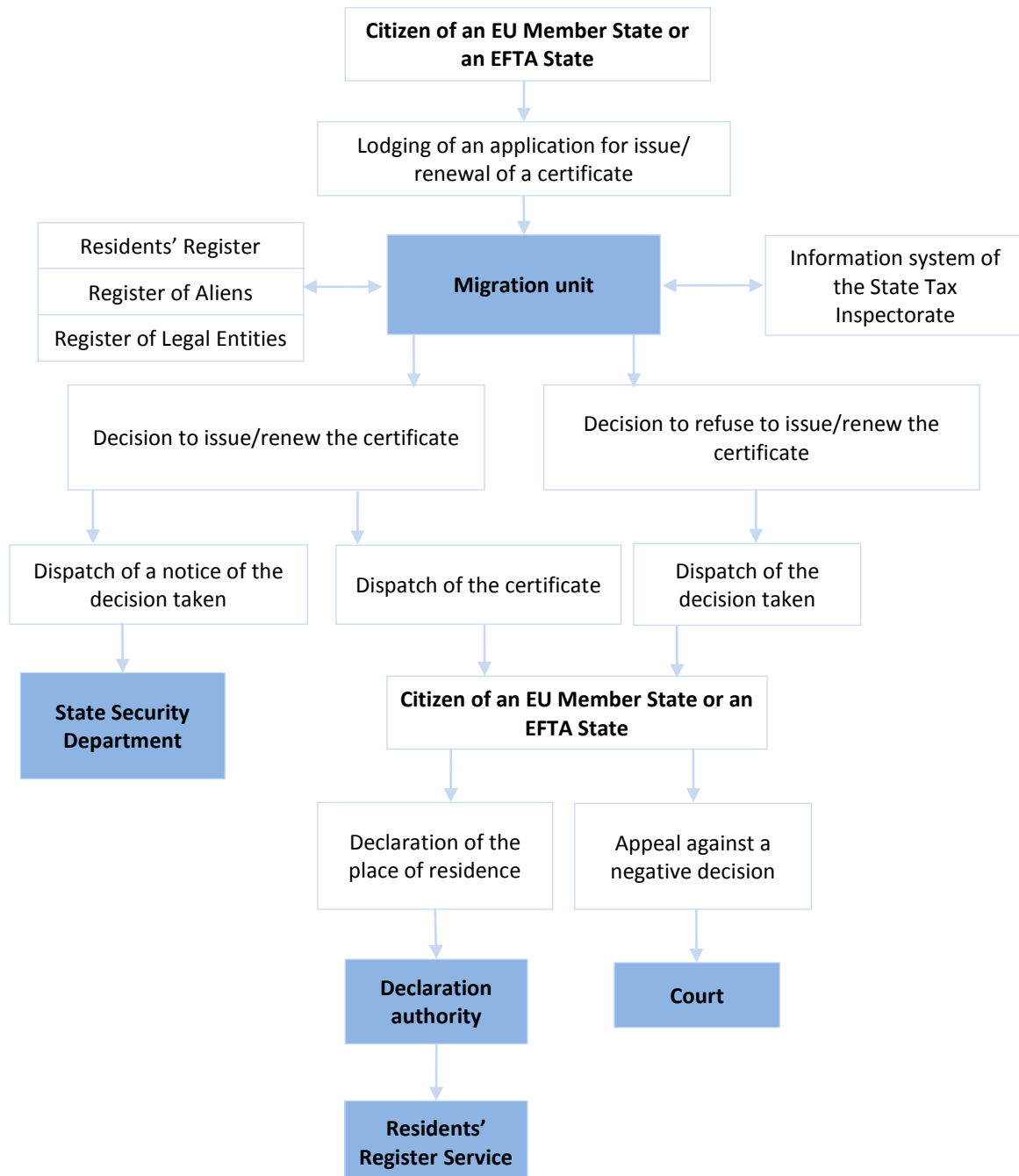
4.1.4. Number of decisions to withdraw the right to temporarily reside in the Republic of Lithuania and a certificate in 2015, by citizenship

Citizenship	Decisions taken
Bulgaria	4
Czech Republic	1
Denmark	1
Estonia	2
Italy	1
Latvia	7
Poland	6
Portugal	1
France	2
Romania	13
Germany	7
In total	45

Source. Data of the Register of Aliens.



4.1.5. Flow chart of issue or renewal of a certificate to a citizen of an EU Member State or an EFTA State



4.2. Issue of a temporary residence card of a family member of a Union citizen

Family members of a citizen of an EU Member State or an EFTA State who are not citizens of the EU Member State or the EFTA State must, upon entering the Republic of Lithuania for residence for a period in excess of three months within half a year, where they accompany the citizen of the EU Member State or the EFTA State or come to join him/her, obtain a temporary residence card of a family member of a Union citizen (hereinafter: an 'EU residence card').

Family members of a citizen of the Republic of Lithuania who are not citizens of an EU Member State or an EFTA State have the right to obtain an EU residence card when entering the Republic of Lithuania for residence, where they accompany the person who has exercised the right of free movement in the EU or come to join him/her.

Source. Article 99(2) and Article 101(2) of the Law of the Republic of Lithuania on the Legal Status of Aliens of 29 April 2004.

4.2.1. Number of applications lodged for issue, renewal or withdrawal of an EU residence card and respective decisions taken in 2015, by citizenship

Citizenship	Applications lodged	Decisions taken		
		Issue	Renew	Withdraw
Albania	2	2	-	-
Algeria	1	1	-	-
Argentina	1	1	-	-
Armenia	1	-	-	-
Australia	-	-	-	1
Azerbaijan	3	3	-	-
Belarus	18	16	1	-
Brazil	1	1	-	-
Chile	-	-	-	1
Ivory Coast (Côte d'Ivoire)	1	1	-	-
Ethiopia	1	1	-	-
Gambia	1	1	-	-
Georgia	5	5	-	-
India	12	12	-	-
Indonesia	1	1	-	-
Iraq	1	1	-	-
Israel	4	4	-	-
Japan	1	1	-	-
USA	6	5	-	-
Congo	1	1	-	-
Libya	1	1	-	-
Mexico	1	1	-	-
Moldova	1	-	2	1
Nigeria	5	5	1	-
Pakistan	10	7	3	1
PAR	2	1	1	-
South Korea	1	1	-	-
Russia	33	24	5	1
Thailand	1	1	-	-
Ukraine	21	21	-	-
Stateless persons	1	-	1	-
In total	138	119	14	5

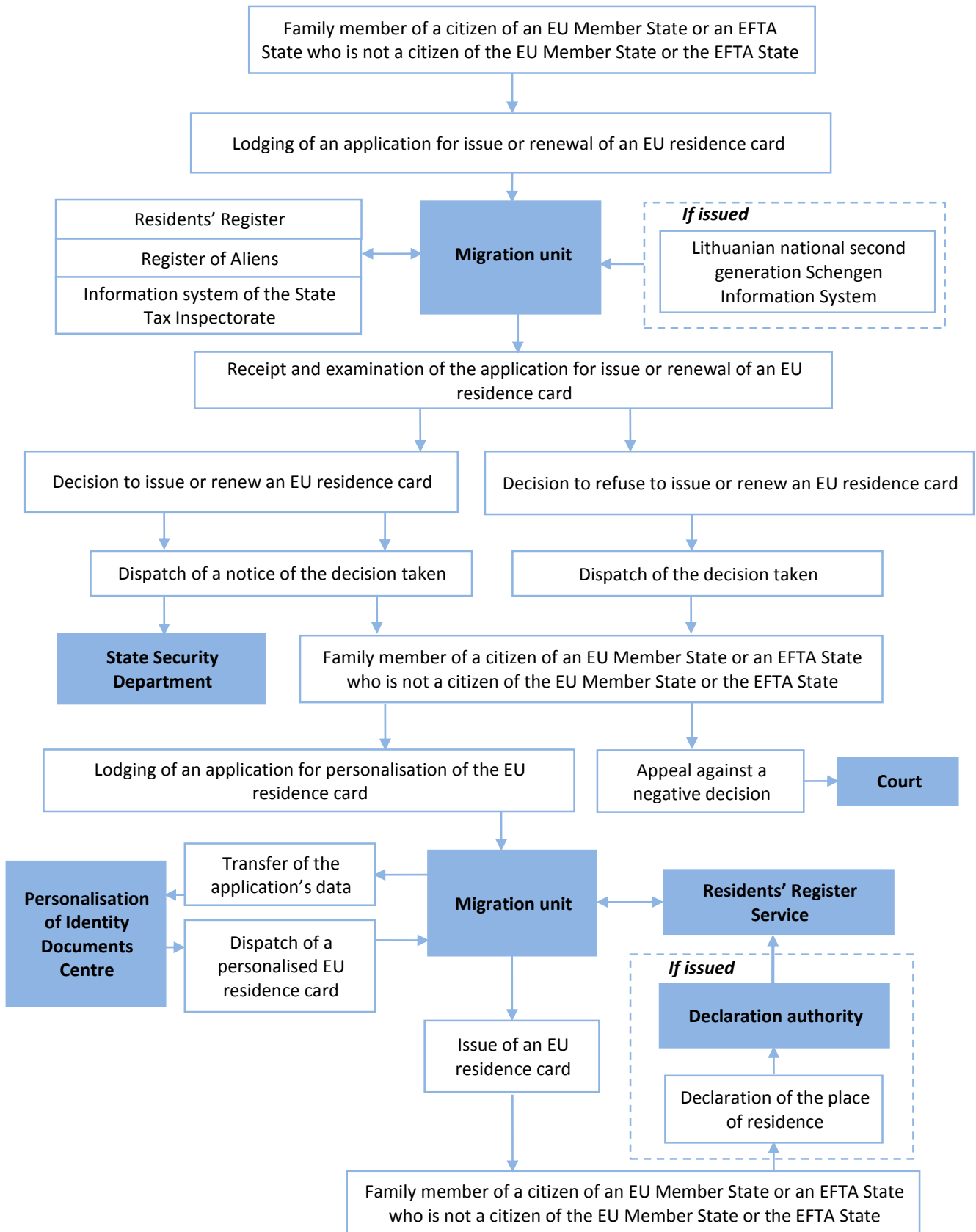
Source. Data of the Register of Aliens.

4.2.2. Number of EU residence cards issued to family members of a citizen of an EU Member State or an EFTA State in 2011-2015, by citizenship

Citizenship	2011	2012	2013	2014	2015
Albania	1	-	1	-	2
Algeria	1	1	-	-	1
Argentina	-	1	-	-	1
Armenia	-	-	1	1	-
Australia	-	2	-	1	-
Azerbaijan	1	2	1	2	2
Bahamas	-	1	-	-	-
Belarus	5	7	9	12	18
Bangladesh	1	1	-	1	-
Bolivia	-	-	-	1	1
Bosnia and Herzegovina	-	1	-	1	-
Brazil	-	-	1	1	1
Chile	-	1	1	1	-
Ivory Coast (Côte d'Ivoire)	-	-	-	-	1
Egypt	1	1	1	2	-
Ethiopia	-	-	-	1	1
Philippines	-	-	-	1	1
Gambia	-	-	-	-	1
Georgia	-	1	1	2	5
India	-	-	3	4	11
Indonesia	-	-	-	-	1
Iraq	-	-	-	-	1
Iran	1	-	2	1	-
Israel	-	1	-	-	4
Japan	-	1	-	-	1
USA	2	4	2	7	6
Yemen	-	1	-	1	-
Cameroon	-	-	3	-	-
Canada	-	1	-	-	-
Kazakhstan	-	-	1	-	-
China	1	1	1	1	1
Kyrgyzstan	3	5	3	3	-
Columbia	1	-	1	-	-
Democratic Republic of the Congo	-	-	-	1	1
Lebanon	1	-	-	-	-
Libya	-	-	-	-	1
Morocco	1	-	1	-	-
Mexico	-	-	-	1	1
Moldova	1	1	-	2	2
Nigeria	-	3	3	12	7
Pakistan	1	3	3	9	14
Peru	-	-	-	3	-
South Africa	1	-	-	-	2
South Korea	-	-	-	-	1
Russia	11	24	22	29	36
Serbia	-	1	-	-	-
Saint Kitts and Nevis	1	-	-	-	-
Syria	-	-	-	1	-
Sri Lanka	-	-	-	1	-
Tajikistan	-	-	-	1	-
Thailand	-	-	-	1	1
Turkey	-	1	1	1	-
Ukraine	7	10	14	10	21
Uruguay	-	-	1	-	-
Uzbekistan	-	-	1	-	-
Venezuela	1	1	-	-	-
Stateless persons	10	14	5	4	4
In total	53	91	83	120	150

Source. Data of the Register of Aliens.

4.2.3. Flow chart of issue or renewal of an EU residence card to a family member of a citizen of an EU Member State or an EFTA State ES



4.3. Issue of a certificate attesting to the right of a citizen of an EU Member State or an EFTA State to permanently reside in the Republic of Lithuania

A citizen of an EU Member State or an EFTA State acquires the right to permanently reside in the Republic of Lithuania provided that he/she has lawfully resided in the Republic of Lithuania for the last five years or has the right to reinstate citizenship of the Republic of Lithuania in accordance with the procedure defined in the Law of the Republic of Lithuania on Citizenship or is a person of Lithuanian descent or enters the Republic of Lithuania for residence together with a citizen of the Republic of Lithuania as his/her family member.

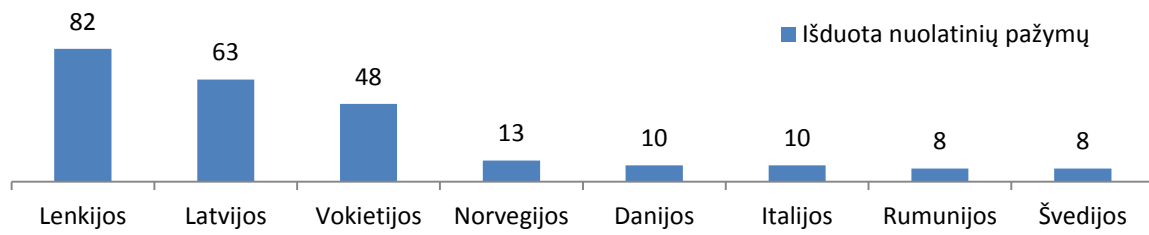
In order to confirm the right of a citizen of an EU Member State or an EFTA State to permanently reside in the Republic of Lithuania, he/she is issued a certificate in the format determined by the Minister of the Interior (hereinafter: a 'permanent certificate'). This certificate attests to the right acquired by the citizen of the EU Member State or the EFTA State to reside permanently in the Republic of Lithuania.

Source. Article 104(1) and (4) of the Law of the Republic of Lithuania on the Legal Status of Aliens of 29 April 2004.

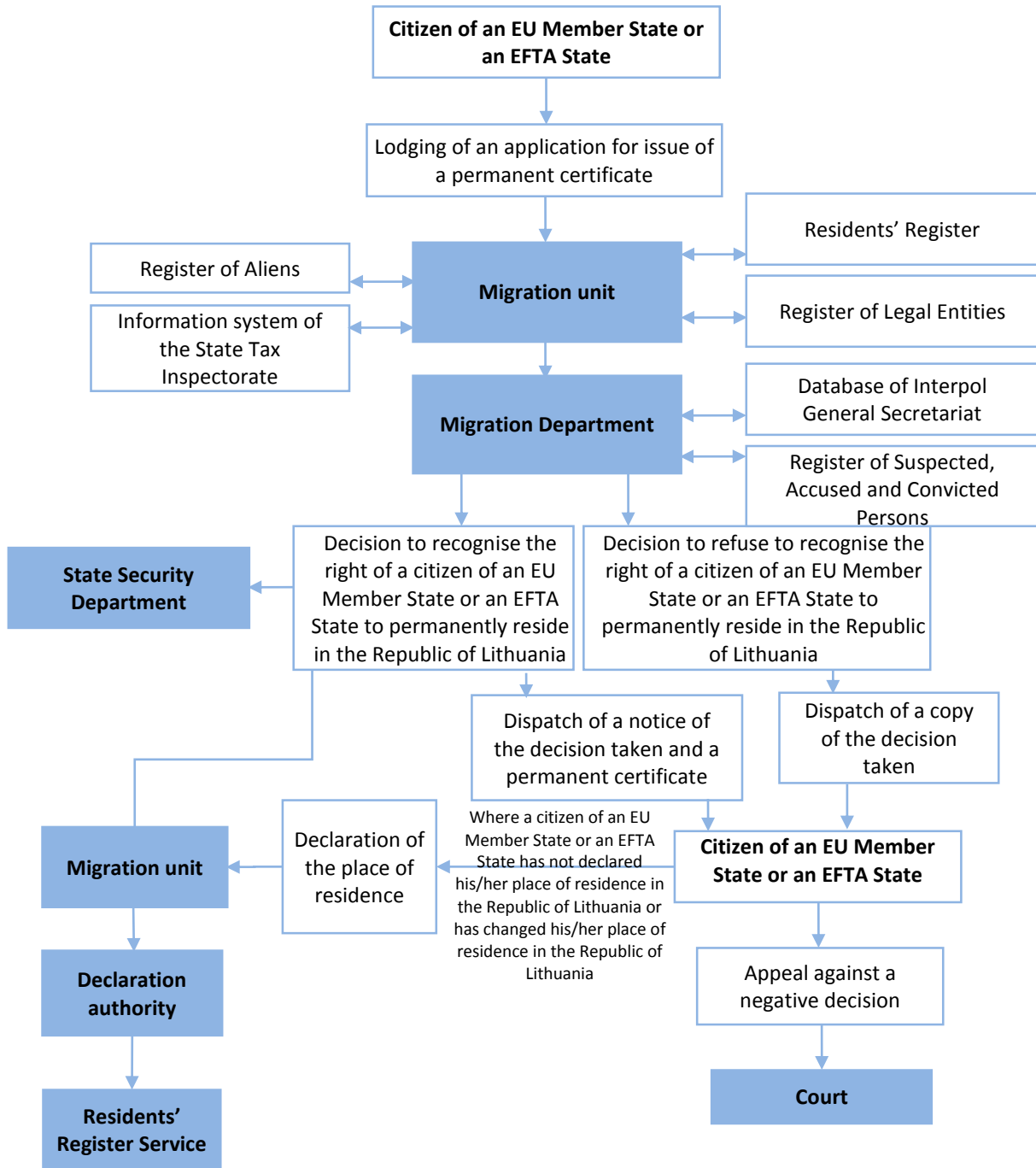
4.3.1. Number of applications lodged for issue/renewal of a permanent certificate, decisions taken and permanent certificates issued in 2015, by citizenship

Citizenship	Applications lodged	Decisions taken				Permanent certificates issued
		Issue a permanent certificate	Renew a permanent certificate	Withdraw	Declare invalid	
Ireland	3	1	-	-	1	1
Belgium	4	3	1	-	1	4
Bulgaria	7	7	-	-	1	7
Czech Republic	1	-	1	-	1	1
Denmark	9	8	2	-	4	10
Estonia	6	6	1	1	1	7
Greece	2	2	-	-	-	2
Iceland	1	-	-	-	-	-
Spain	3	4	-	-	1	4
Italy	9	9	1	1	4	10
United Kingdom	5	5	-	-	2	5
Croatia	1	1	-	-	-	1
Latvia	65	50	13	-	17	63
Poland	82	66	16	1	23	82
Luxembourg	1	1	-	-	-	1
Malta	1	1	-	-	-	1
Netherlands	7	6	1	-	2	7
Norway	14	11	2	-	2	13
Portugal	4	4	-	-	1	4
France	5	5	-	-	-	5
Romania	8	7	1	-	1	8
Slovakia	1	1	-	-	-	1
Finland	6	6	-	-	1	6
Sweden	8	8	-	-	-	8
Switzerland	1	2	-	-	-	2
Hungary	1	1	-	-	-	1
Germany	51	41	7	3	17	48
In total	306	256	46	6	80	302

Source. Data of the Register of Aliens.



4.3.2. Flow chart of issue of a permanent certificate to a citizen of an EU Member State or an EFTA State



4.4. Issue of a permanent residence card of a family member of a Union citizen

Family members of a citizen of an EU Member State or an EFTA State acquire the right to permanently reside in the Republic of Lithuania after having lawfully resided in the Republic of Lithuania for the last five years with the citizen of the EU Member State or the EFTA State or their right to reside in the Republic of Lithuania is retained in compliance with Article 101¹(1) of the Law of the Republic of Lithuania on the Legal Status of Aliens (having lawfully resided in the Republic of Lithuania for the last five years), or they are family members of a citizen of an EU Member State or an EFTA State who has the right to reinstate citizenship of the Republic of Lithuania in accordance with the procedure established by the Law of the Republic of Lithuania on Citizenship or of a person of Lithuanian descent. To confirm his/her right to permanently reside in the Republic of Lithuania, he/she is issued a permanent residence card of a family member of a Union citizen (hereinafter: an 'EU permanent residence card'), which is issued for a period of ten years and is renewed after the expiry of this period.

4.4.1. Number of applications lodged for issue of an EU permanent residence card and decisions taken in 2015, by citizenship

Citizenship	Applications lodged	Decisions taken to issue
Pakistan	1	-
Russia	1	1
Ukraine	-	1
In total	2	2

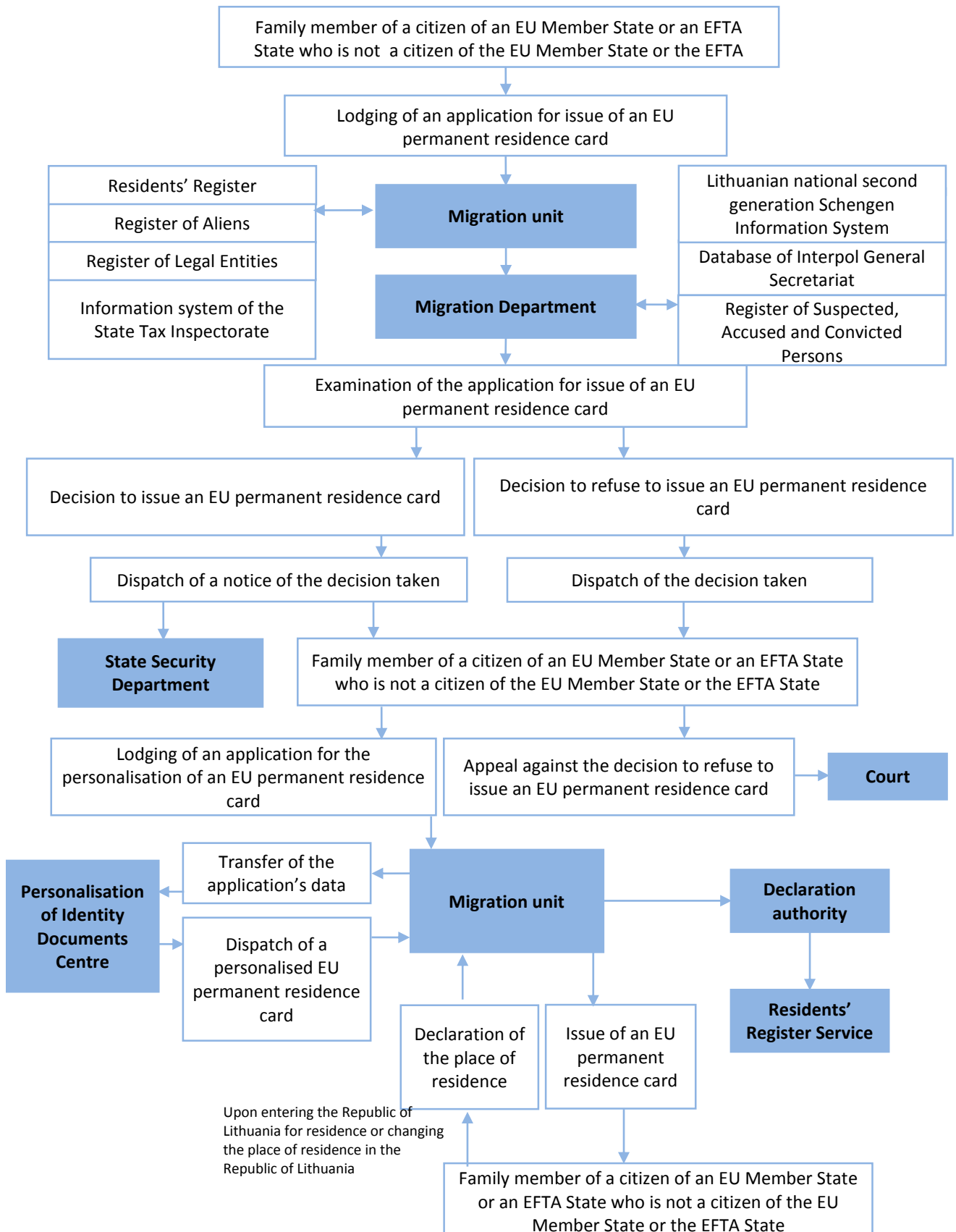
Source. Data of the Register of Aliens.

4.4.2. Number of EU permanent residence cards issued in 2011-2015, by citizenship

Citizenship	2011	2012	2013	2014	2015
Belarus	-	-	1	1	-
Israel	-	-	1	-	-
USA	-	1	-	1	-
Moldova	-	-	-	1	-
South Korea	-	-	-	1	-
Russia	-	1	3	1	1
Ukraine	-	2	1	3	1
Stateless persons	-	1	-	1	-
In total	-	5	6	9	2

Source. Data of the Residents' Register.

4.4.3. Flow chart of issue of an EU permanent residence card to a family member of a citizen of an EU Member State or an EFTA State





5. VISAS

5.1. Issue of visas

5.1.1. Number of decisions regarding applications of aliens for the issue of a visa in 2015, by place of lodging

5.1.2. Number of visas issued to aliens in 2011-2015, by type

5.1.3. Flow chart of issue of a visa to an alien

5.2. Extension of the period of validity of a Schengen visa

5.2.1. Number of decisions regarding extension of the period of validity of a Schengen visa in 2011-2015, by decision-taking authority

5.2.2. Flow chart of extension of the period of validity of a Schengen visa

5.3. Consultations on issue of a visa

5.3.1. Flow chart of consultations of visa authorities of the Republic of Lithuania on issue of a visa

5.3.2. Number of consultations of Schengen States' central authorities with the Republic of Lithuania on issue of a visa in 2015

5.3.3. Flow chart of consultations of Schengen States' central authorities with the Republic of Lithuania on issue of a visa

5.3.4. Number of consultations of visa authorities of the Schengen States representing the Republic of Lithuania with the Republic of Lithuania on issue of a visa in 2015

5.3.5. List of visa authorities of other Schengen States representing the Republic of Lithuania

5.3.6. Flow chart of consultations of a visa authority of a Schengen State representing the Republic of Lithuania with the Republic of Lithuania on issue of a visa

5.3.7. Number of consultations on issue of a visa in 2015, by sender of a request for consultation and provided recommendations

5.4. Visa-free travel

5.4.1. List of states whose citizens may enter the Republic of Lithuania without a visa

5.4.2. List of states whose citizens holding diplomatic or service passports may enter the Republic of Lithuania without a visa

5.4.3. List of states which citizens of the Republic of Lithuania may enter without a visa

5.4.4. List of states which the citizens of the Republic of Lithuania holding diplomatic or service passports may enter without a visa

5.1. Issue of visas

5.1.1. Number of decisions regarding applications of aliens for the issue of a visa in 2015, by place of lodging

Place of lodging of an application	Decisions taken	
	Issue	Refuse to issue
Diplomatic missions and consular posts of the Republic of Lithuania	424 340	7 861
Border crossing posts	986	-
Migration units	1 291*	10
Migration Department	709	1
In total	427 326	7 872

*Visas personalised.

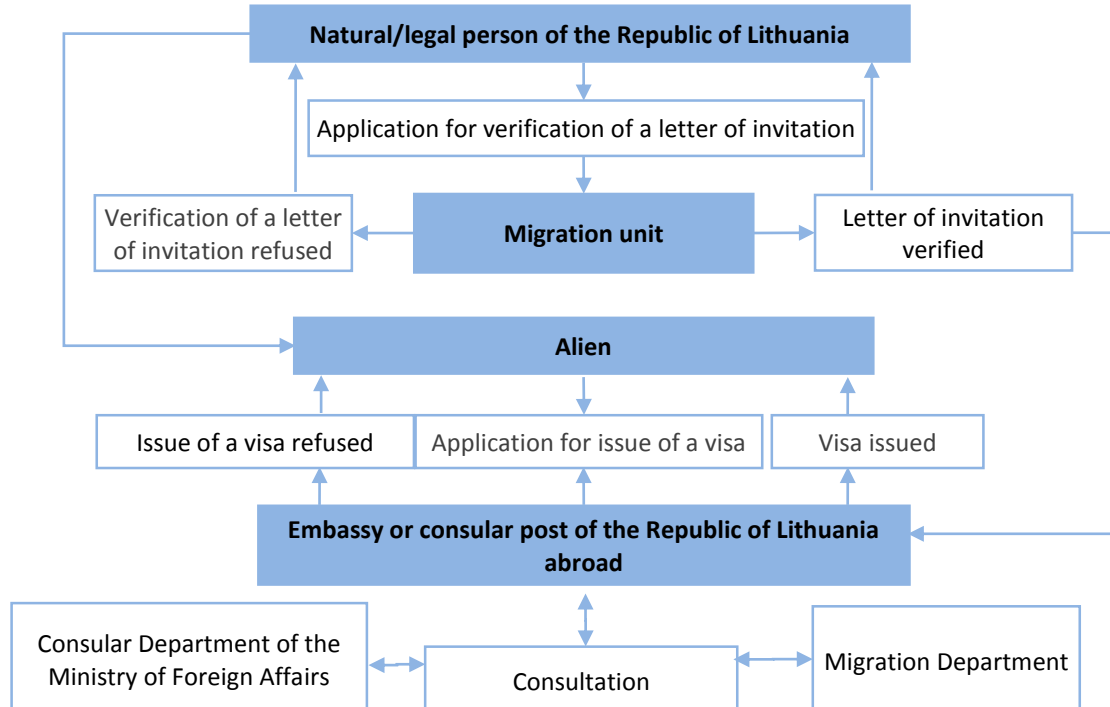
Source. Data of the Register of Aliens.

5.1.2. Number of visas issued to aliens in 2011-2015, by type

Type of visas	2011	2012	2013	2014	2015
Short stay (C)	342 543	412 828	465 410	459 192	416 670
Long stay (D)	3 993	5 139	5 848	7 566	10 656
In total	346 536	417 967	471 258	466 758	427 326

Source. Data of the Register of Aliens.

5.1.3. Flow chart of issue of a visa to an alien



5.2. Extension of the period of validity of a Schengen visa

According to Article 33 (1) and (2) of the Visa Code, the period of validity and/or duration of stay of an issued visa is extended if:

1) a visa holder has provided proof of force majeure or humanitarian reasons preventing him from leaving the territory of the Member States before the expiry of the period of validity of or the duration of stay authorised by the visa;

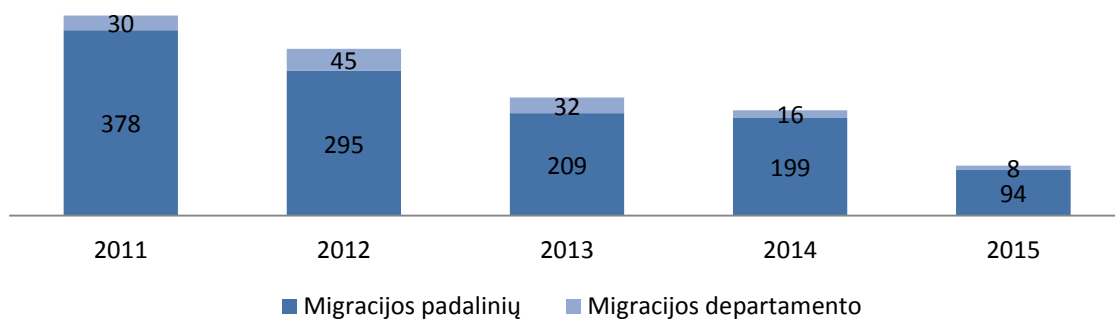
2) a visa holder provides proof of serious personal reasons justifying the extension of the period of validity or the duration of stay.

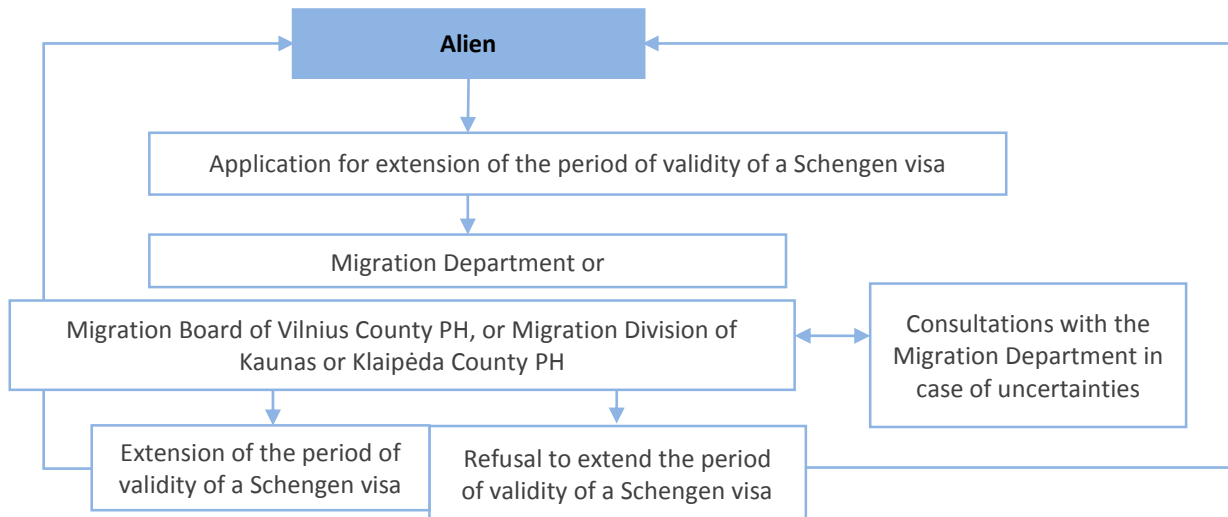
5.2.1. Number of decisions regarding extension of the period of validity of a Schengen visa in 2011-2015, by decision-taking authority

Decisions taken by	2011		2012		2013		2014		2015	
	Issue	Refuse to issue	Issue	Refuse to issue	Issue	Refuse to issue	Issue	Refuse to issue	Issue	Refuse to issue
Migration units	378	–	295	1	209	–	199	–	94	1
Migration Department	30	–	45	–	32	–	16	–	8	–
In total	408	–	340	1	241	–	215	–	102	1

Source. Data of the Register of Aliens.

Number of decisions regarding extension of the period of validity of a Schengen visa

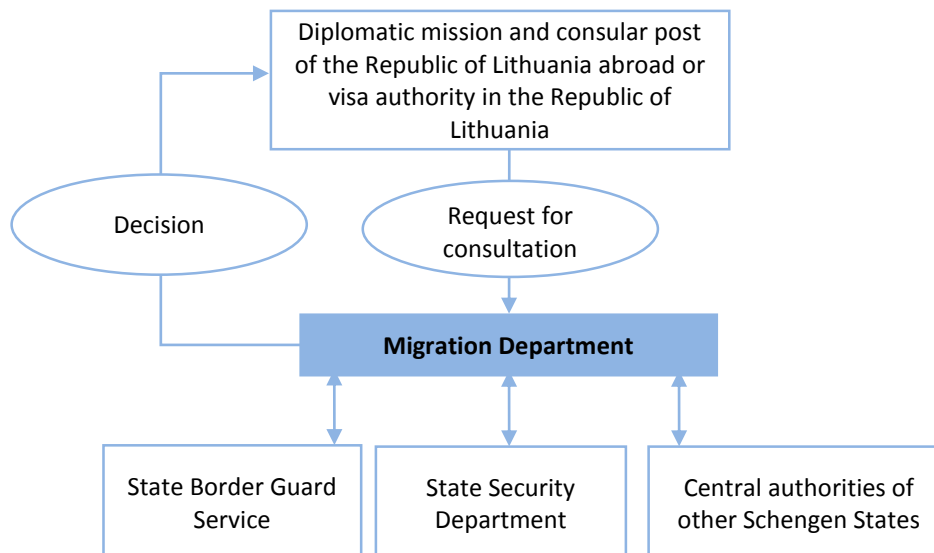


5.2.2. Flow chart of extension of the period of validity of a Schengen visa

5.3. Consultations on issue of a visa

Visa authorities consult the national central authority – the Migration Department – regarding the issue of Schengen visas via electronic inquiries pursuant to provisions of the Visa Code. The visa authorities may consult also when an application for the issue of a national visa is lodged.

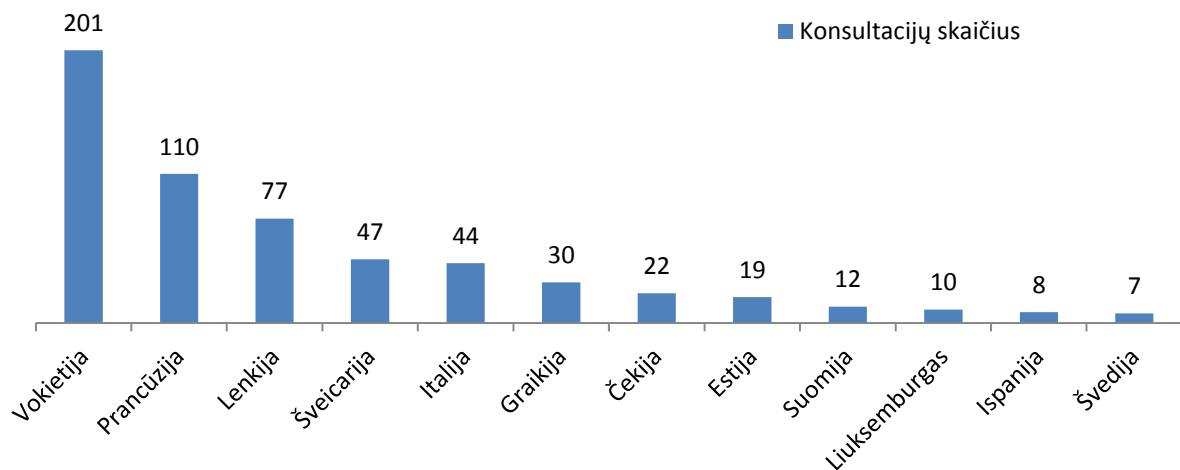
5.3.1. Flow chart of consultations of visa authorities of the Republic of Lithuania on issue of a visa



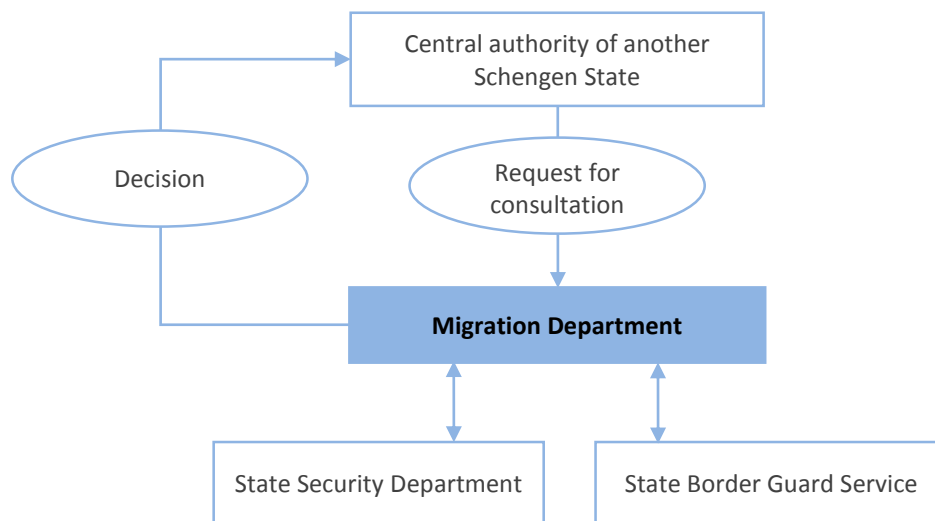
5.3.2. Number of consultations of Schengen States' central authorities with the Republic of Lithuania on issue of a visa in 2015

Schengen State	Number of consultations	Schengen State	Number of consultations
Austria	3	Netherlands	2
Belgium	1	Norway	2
Czech Republic	22	France	110
Denmark	3	Slovakia	2
Estonia	19	Finland	12
Greece	30	Hungary	3
Spain	8	Germany	201
Italy	44	Sweden	7
Poland	77	Switzerland	47
Luxembourg	10	In total	603

Source. Data of the Register of Aliens.



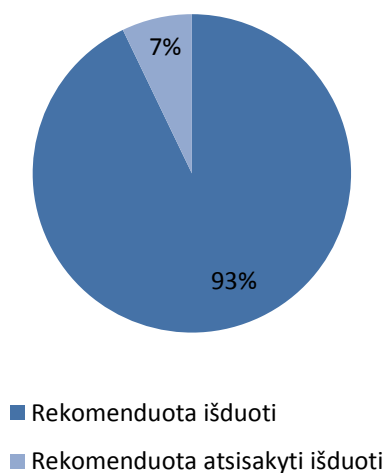
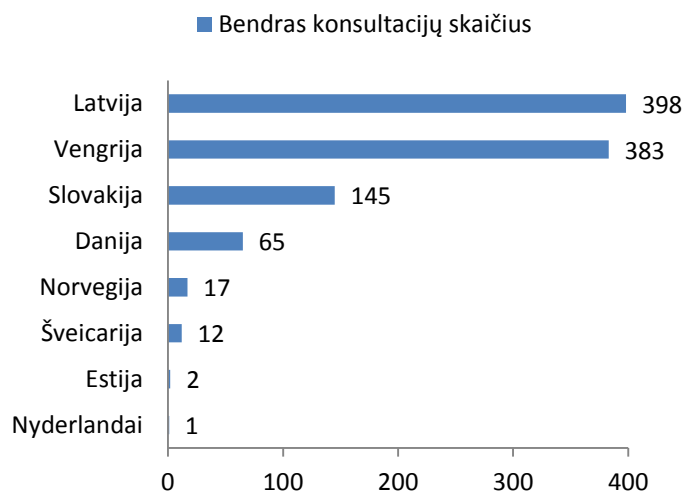
5.3.3. Flow chart of consultations of Schengen States' central authorities with the Republic of Lithuania on issue of a visa



5.3.4. Number of consultations of visa authorities of the Schengen States representing the Republic of Lithuania with the Republic of Lithuania on issue of a visa in 2015

Schengen State	Total number of consultations	Including:	
		Recommended to issue a visa	Recommended to refuse to issue a visa
Denmark	65	64	1
Estonia	2	2	-
Latvia	398	398	-
Netherlands	1	1	-
Norway	17	17	-
Slovakia	145	145	-
Switzerland	12	12	-
Hungary	383	311	72
In total	1 023	950	73

Source. Data of the Register of Aliens.



5.3.5. List of visa authorities of other Schengen States representing the Republic of Lithuania

(data of the Consular Department of the Ministry of Foreign Affairs as on 31 December 2015)

Austrian visa authorities, located in:

- Philippines, Manila;
- Lebanon, Beirut;
- Syria, Damascus.

Belgian visa authorities, located in:

- Burundi, Bujumbura;
- Democratic Republic of the Congo, Kinshasa;
- Nigeria, Abuja;
- Rwanda, Kigali.

Czech visa authority, located in Mongolia, Ulan Bator.

Danish visa authority, located in Vietnam, Hanoi.

Estonian visa authority, located in:

- Australia, Canberra;
- Russia, Pskov.

Latvian visa authority, located in Uzbekistan, Tashkent.

Spanish visa authorities, located in:

- Bolivia, La Paz, Santa Cruz de la Sierra;
- Dominican Republic, Santo Domingo;
- Ecuador, Quito, Guayaquil;
- United Arab Emirates, Abu Dhabi;
- Qatar, Doha;
- Kenya, Nairobi;
- Columbia, Bogota;
- Kuwait, Kuwait;
- Oman, Muscat.

Dutch visa authorities, located in:

- Aruba, Oranjestad;
- Ghana, Accra;
- China, Guangzhou;
- Curaçao, Willemstad.

Norwegian visa services, located in:

- Kosovo, Pristina;
- Malawi, Lilongwe;
- Sudan, Khartoum;
- Sri Lanka, Colombo;
- Uganda, Kampala.

French visa authorities, located in:

- Benin, Cotonou;
- Botswana, Gaborone;
- Burkina Faso, Ouagadougou;
- Central African Republic, Bangui;
- Chad, N'Djamena;
- Ivory Coast (Côte d'Ivoire), Abidjan;
- Djibouti, Djibouti;
- Fiji, Suva;
- Gabon, Libreville;

- Cameroon, Yaoundé;
- Congo, Brazzaville;
- Mali, Bamako;
- Mauritania, Nouakchott;
- Nigeria, Lagos;
- Niger, Niamey;
- Seychelles, Victoria;
- Saint Lucia, Castries;
- Togo, Lomé;
- Vanuatu, Port Vila.

Slovakian visa authority, located in China, Shanghai.

Slovenian visa authority, located in Montenegro, Podgorica.

Swedish visa authority, located in:

- Chile, Santiago;
- Guatemala, Guatemala;

Swiss visa serve, located in Palestine, Ramallah.

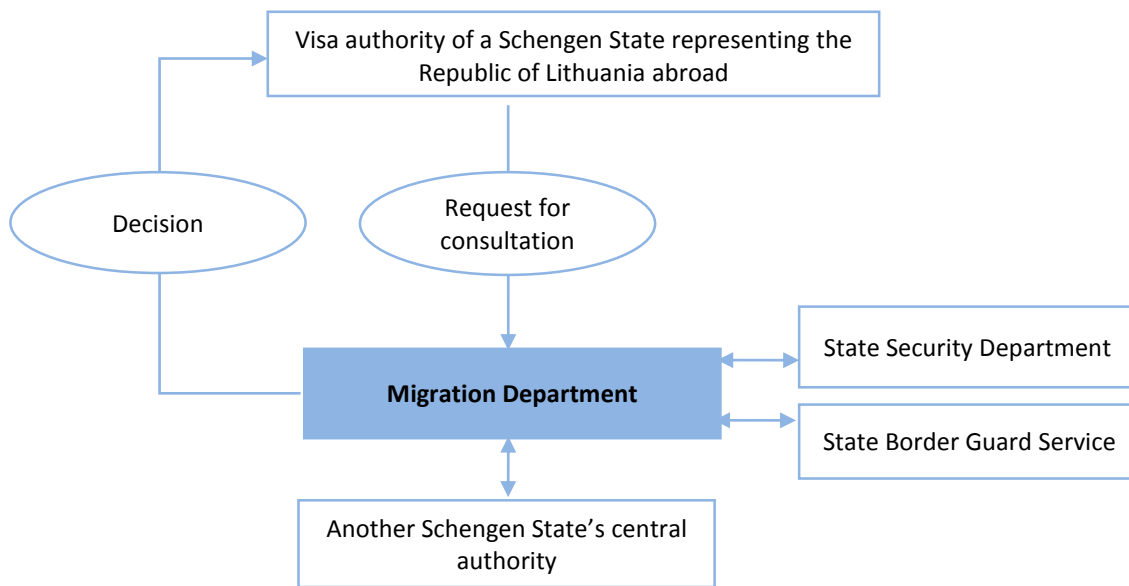
Hungarian visa authorities, located in:

- Bosnia and Herzegovina, Sarajevo;
- Indonesia, Jakarta;
- Iran, Tehran;
- China, Chongqing;
- Cuba, Havana;
- Macedonia, Skopje;
- Pakistan, Islamabad;
- South Africa, Pretoria;
- Saudi Arabia, Riyadh;
- Serbia, Belgrade;
- Taiwan, Taipei.

German visa authorities, located in:

- Algeria, Algiers;
- Jordan, Amman;
- Morocco, Rabat;
- Peru, Lima;
- Thailand, Bangkok;
- Tunisia, Tunis.

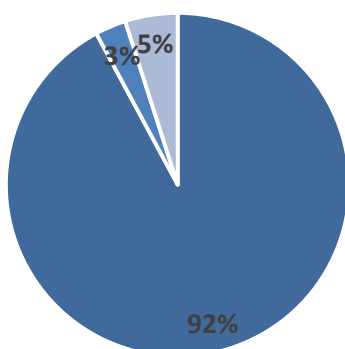
5.3.6. Flow chart of consultations of a visa authority of a Schengen State representing the Republic of Lithuania with the Republic of Lithuania on issue of a visa



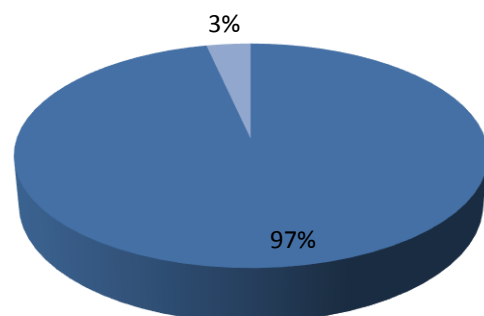
5.3.7. Number of consultations on issue of a visa in 2015, by sender of a request for consultation and provided recommendations

Sender of an application for consultation	Total number of consultations		
	In total	Recommended to issue a visa	Recommended to refuse to issue a visa
Visa authority of the Republic of Lithuania	19 058	18 406	648
Central authority of another Schengen State	603	603	-
Visa authority of another Schengen State representing the Republic of Lithuania	1 023	950	73
In total	20 684	19 959	721

Source. Data of the Register of Aliens.



- Lietuvos Respublikos vizų tarnyba
- Kitos Šengeno valstybės centrinė valdžios institucija
- Lietuvos Respublikai atstovaujanti kitos Šengeno valstybės vizų tarnyba



- Rekomenduota išduoti
- Rekomenduota atsisakyti išduoti

5.4. Visa-free travel

5.4.1. List of states whose citizens may enter the Republic of Lithuania without a visa

(data as on 31 December 2015)

- | | | |
|---|---|---------------------------|
| 1. Ireland | 27. Japan | 51. Norway |
| 2. Albania* | 28. United Kingdom | 52. Netherlands |
| 3. Andorra | 29. United States of America | 53. Palau |
| 4. Antigua and Barbuda | 30. United Arab Emirates | 54. Panama |
| 5. Argentina | 31. Montenegro * | 55. Paraguay |
| 6. Australia | 32. Canada | 56. South Korea |
| 7. Austria | 33. Hong Kong Special Administrative Region of the People's Republic of China** | 57. Portugal |
| 8. Bahamas | | 58. France |
| 9. Barbados | | 59. Romania |
| 10. Belgium | 34. Macao Special Administrative Region of the People's Republic of China *** | 60. Salvador |
| 11. Bosnia and Herzegovina * | | 61. San Marino |
| 12. Brazil | | 62. Seychelles |
| 13. Brunei | 35. Cyprus | 63. Saint Kitts and Nevis |
| 14. Bulgaria | 36. Columbia | 64. Saint Lucia |
| 15. Former Yugoslav Republic of Macedonia * | 37. Costa Rika | 65. Serbia **** |
| 16. Czech Republic | 38. Croatia | 66. Singapore |
| 17. Chile | 39. Latvia | 67. Slovakia |
| 18. Denmark | 40. Poland | 68. Slovenia |
| 19. Estonia | 41. Lichtenstein | 69. Finland |
| 20. Greece | 42. Luxembourg | 70. Sweden |
| 21. Guatemala | 43. Malaysia | 71. Switzerland |
| 22. Honduras | 44. Malta | 72. Taiwan***** |
| 23. Iceland | 45. Mauritius | 73. Tonga |
| 24. Spain | 46. Mexico | 74. Uruguay |
| 25. Italy | 47. Moldova* | 75. Vatican |
| 26. Israel | 48. Monaco | 76. Venezuela |
| | 49. New Zealand | 77. Hungary |
| | 50. Nicaragua | 78. Germany |

* Only valid for holders of biometric passports.

** Only valid for holders of passports of the Hong Kong Special Administrative Region.

*** Only valid for holders of passports of the Macao Special Administrative Region.

**** Only valid for holders of biometric passports, excluding holders of Serbian passports issued by the Serbian Coordination Directorate (in Serbian: *Koordinaciona uprava*).

***** Only valid for holders of Taiwan passports in which the number of an identity card is indicated.

Source. Council Regulation (EC) No 539/2001 of 15 March 2001 listing the third countries whose nationals must be in possession of visas when crossing the external borders and those whose nationals are exempt from that requirement.

5.4.2. List of states whose citizens holding diplomatic or service passports may enter the Republic of Lithuania without a visa

(data of the Consular Department of the Ministry of Foreign Affairs as on 31 December 2015)

- | | |
|--|--|
| 1. Albania (only holders of diplomatic passports) | 11. China |
| 2. Armenia (only holders of diplomatic passports) | 12. Macedonia (only holders of diplomatic passports) |
| 3. Azerbaijan (only holders of diplomatic passports) | 13. Morocco (only holders of diplomatic passports) |
| 4. Bosnia and Herzegovina (only holders of diplomatic passports) | 14. Moldova |
| 5. Philippines | 15. Oman (also persons holding special passports) |
| 6. Georgia (only holders of diplomatic passports) | 16. Russia (only holders of diplomatic passports) |
| 7. India (only holders of diplomatic passports) | 17. Serbia (only holders of diplomatic passports) |
| 8. Jordan (only holders of diplomatic passports) | 18. Turkey (also persons holding special passports) |
| 9. Montenegro (only holders of diplomatic passports) | 19. Ukraine |
| 10. Kazakhstan (only holders of diplomatic passports) | 20. Cape Verde |

5.4.3. List of states which citizens of the Republic of Lithuania may enter without a visa

(data as on 31 December 2015)

- | | | |
|--|---|---|
| 1. Ireland | 39. United Kingdom and dependent territories ** | 72. Norway |
| 2. Albania | 40. USA (with reservations) | 73. Palau* |
| 3. Andorra | 41. Montenegro | 74. Panama (with reservations) |
| 4. Antigua and Barbuda | 42. Canada (with reservations) | 75. Paraguay |
| 5. Argentina | 43. Hong Kong Special Administrative Region of the People's Republic of China | 76. Peru |
| 6. Armenia | 44. Macao Special Administrative Region of the People's Republic of China | 77. Portugal |
| 7. Australia (with reservations) | 45. Cyprus | 78. France |
| 8. Austria | 46. Kyrgyzstan | 79. Puerto Rico (with reservations) |
| 9. Bahamas | 47. Kiribati* | 80. Romania |
| 10. Barbados | 48. Columbia | 81. Salvador |
| 11. Belgium | 49. Republic of Korea | 82. Samoa* |
| 12. Belize | 50. Kosovo* | 83. San Marino |
| 13. Bolivia | 51. Costa Rica | 84. Seychelles |
| 14. Bosnia and Herzegovina | 52. Croatia | 85. Saint Kitts and Nevis |
| 15. Botswana* | 53. Cuba (with reservations) | 86. Saint Lucia* |
| 16. Brazil | 54. Latvia | 87. Saint Vincent and the Grenadines* |
| 17. Brunei (with reservations) | 55. Poland | 88. Serbia |
| 18. Bulgaria | 56. Lichtenstein | 89. Singapore |
| 19. Czech Republic | 57. Luxembourg | 90. Slovakia |
| 20. Chile | 58. Macedonia | 91. Slovenia |
| 21. Denmark | 59. Malaysia | 92. Finland |
| 22. Dominican Republic (with reservations) | 60. Malta | 93. Swaziland |
| 23. Jersey* | 61. Morocco | 94. Sweden |
| 24. Ecuador | 62. Marshall Islands* | 95. Switzerland |
| 25. Estonia | 63. Mauritius | 96. Taiwan |
| 26. Philippines (with reservations) | 64. Mexico | 97. Tonga (with reservations) |
| 27. Guernsey* | 65. Micronesia* | 98. Trinidad and Tobago (with reservations) |
| 28. Greece | 66. Moldova | 99. Tunisia (with reservations) |
| 29. Georgia | 67. Monaco | 100. Turkey (with reservations) |
| 30. Guatemala | 68. Mongolia (with reservations) | 101. Ukraine |
| 31. Haiti | 69. New Zealand (with reservations) | 102. Uruguay |
| 32. Honduras | 70. Nicaragua | 103. Vanuatu* |
| 33. Indonesia (with reservations) | 71. Netherlands | 104. Vatican |
| 34. Iceland | | 105. Venezuela (with reservations) |
| 35. Spain | | 106. Hungary |
| 36. Italy | | 107. Germany |

* Before travelling, one is advised to check information on (waiving of) the requirement to be in possession of a visa to enter a specific foreign state.

** Dependent territories of the United Kingdom: Anguilla; Bermuda; British Antarctic Territory; British Virgin Islands; Gibraltar; Montserrat, Cayman Islands, Turks and Caicos Islands.

Source. Data of the Consular Department of the Ministry of Foreign Affairs, foreign states' authorities.

5.4.4. List of states which the citizens of the Republic of Lithuania holding diplomatic or service passports may enter without a visa

(data of the Consular Department of the Ministry of Foreign Affairs as on 31 December 2015)

1. Azerbaijan (only holders of diplomatic passports)
2. India (only holders of diplomatic passports)
3. Jordan (only holders of diplomatic passports)
4. Kazakhstan (only holders of diplomatic passports)
5. China
6. Oman (also persons holding special passports)
7. Russia (only holders of diplomatic passports)
8. Cape Verde



6. FACILITATED TRANSIT FOR CITIZENS OF THE RUSSIAN FEDERATION

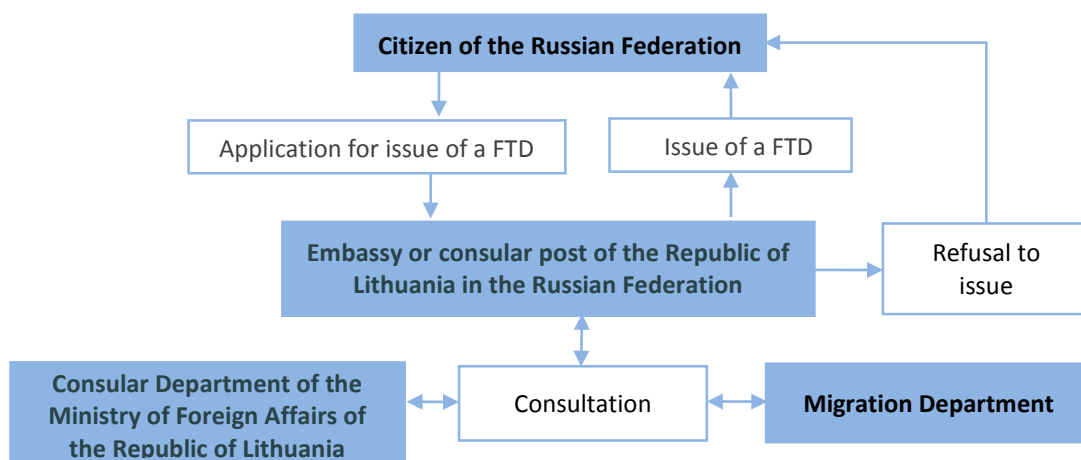
- 6.1. Issue of a Facilitated Transit document (FTD) or a Facilitated Railway Transit document (FRTD) to citizens of the Russian Federation
- 6.2. Flow chart of issue of a FTD to citizens of the Russian Federation
- 6.3. Flow chart of issue of a FRTD to citizens of the Russian Federation

6.1. Issue of a Facilitated Transit document (FTD) or a Facilitated Railway Transit document (FRTD) to citizens of the Russian Federation

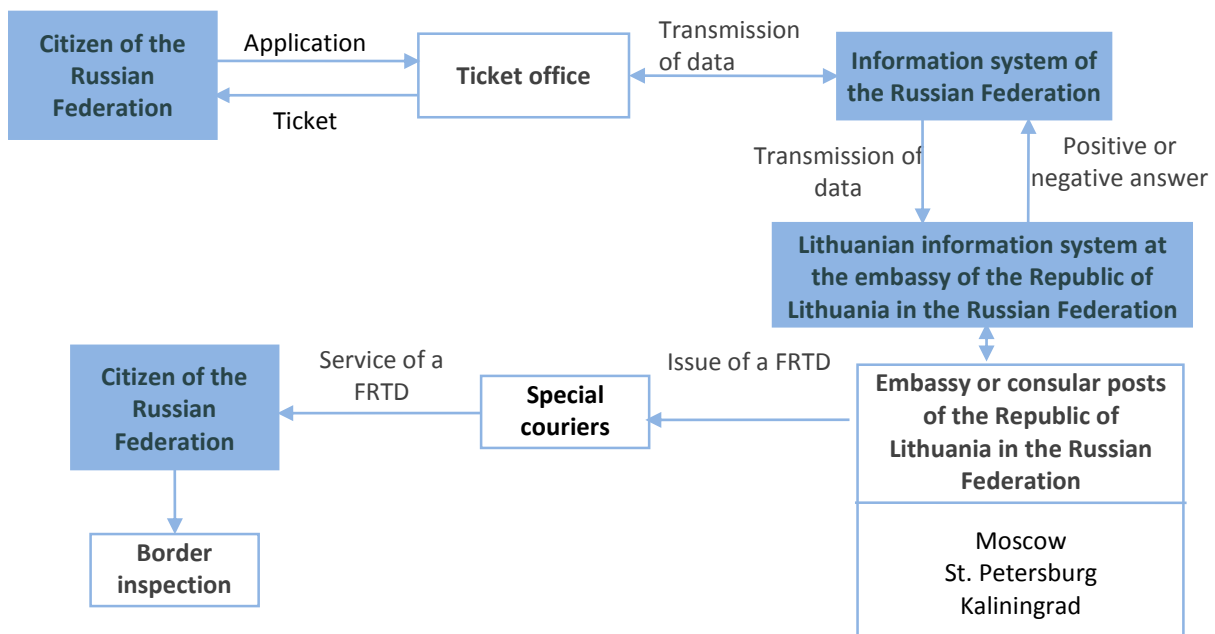
Type of document	2011		2012		2013		2014		2015	
	Issue	Refuse to issue	Issue	Refuse to issue	Issue	Refuse to issue	Issue	Refuse to issue	Issue	Refuse to issue
FTD	12 489	12	18 179	30	19 254	3	16 390	37	15 449	16
FRTD	269 476	176	250 497	-	249 354	1	219 792	9	214 489	3
In total	281 965	188	268 676	30	268 608	4	236 182	46	229 938	19

Source. Data of the Consular Department of the Ministry of Foreign Affairs of the Republic of Lithuania.

6.2. Flow chart of issue of a FTD to citizens of the Russian Federation



6.3. Flow chart of issue of a FRTD to citizens of the Russian Federation





7. TEMPORARY RESIDENCE PERMITS IN THE REPUBLIC OF LITHUANIA

- 7.1. Number of applications of aliens for issue/renewal of a TRP in 2015, by citizenship
- 7.2. Number of decisions to issue/renew or to refuse to issue/renew a TRP in 2015, by grounds for entry
- 7.3. Number of TRP issued/renewed to aliens in 2015, by citizenship
- 7.4. Number of TRP issued/renewed to aliens in 2015, by grounds for entry
- 7.5. Number of TRP withdrawn in 2011-2015, by grounds for withdrawal
- 7.6. Number of TRP withdrawn in 2011-2015, by aliens' citizenship
- 7.7. TRP statistics for 2011-2015
- 7.8. Flow chart of issue of a TRP
- 7.9. Flow chart of renewal of a TRP

- A temporary residence permit in the Republic of Lithuania (TRP) may be issued or renewed to an alien if:
- 1) the alien has retained the right to citizenship of the Republic of Lithuania according to the procedure laid down in the Law on Citizenship;
 - 2) the alien is a person of Lithuanian descent;
 - 3) it is a case of family reunification;
 - 4) the alien intends to take up employment in the Republic of Lithuania;
 - 4¹) the alien intends to take up highly qualified employment in the Republic of Lithuania;
 - 5) the alien is engaged and intends to engage in lawful activities in the Republic of Lithuania;
 - 6) the alien intends to study in the Republic of Lithuania;
 - 7) the alien has been taken into guardianship/curatorship or has been appointed guardian/curator;
 - 8) an unaccompanied minor alien is not returned to a foreign state, an alien cannot leave from the Republic of Lithuania for humanitarian reasons, an alien cannot be returned to a foreign state or expelled from the Republic of Lithuania or the expulsion of the alien from the Republic of Lithuania is suspended;
 - 9) the alien has been granted subsidiary protection in the Republic of Lithuania;
 - 10) the alien has been granted temporary protection in the Republic of Lithuania;
 - 11) the alien is unable to leave due to a dangerous health condition and requires urgent basic medical aid;
 - 12) the alien is allowed to stay in the Republic of Lithuania because he is or was a victim of trafficking in human beings or illegal employment and cooperates with pre-trial investigation bodies or the court in combating trafficking in human beings or crimes related to trafficking in human beings or illegal employment, in the cases of particularly exploitative employment conditions or the employment of a minor;
 - 13) the alien intends to take up employment as a teacher and/or conduct research and/or experimental (social, cultural) development as a researcher under the employment contract concluded with a higher education and research institution registered in the Republic of Lithuania;
 - 14) the alien has acquired the long-term resident status in another EU Member State and is in possession of the residence permit issued by that state.

Source. Article 40(1) of the Law of the Republic of Lithuania on the Legal Status of Aliens.

7.1. Number of applications of aliens for issue/renewal of a TRP in 2015, by citizenship

Alien's citizenship	In total	Applications for issue of a TRP	Applications for renewal of a TRP
European states, including:	14 761	5 115	9 646
- Belarus	3 845	1 188	2 657
- Russia	4 260	966	3 294
- Ukraine	5 442	2 497	2 945
North American states, including	303	131	172
- USA	260	114	146
Central and South American states	81	27	54
Australia and Oceania	17	6	11
Asian states, including:	2 186	815	1 371
- India	448	254	194
- Iran	257	95	162
- China	252	90	162
African states, including:	450	160	290
- Nigeria	283	98	185
Stateless persons	80	34	46
In total	17 878	6 288	11 590

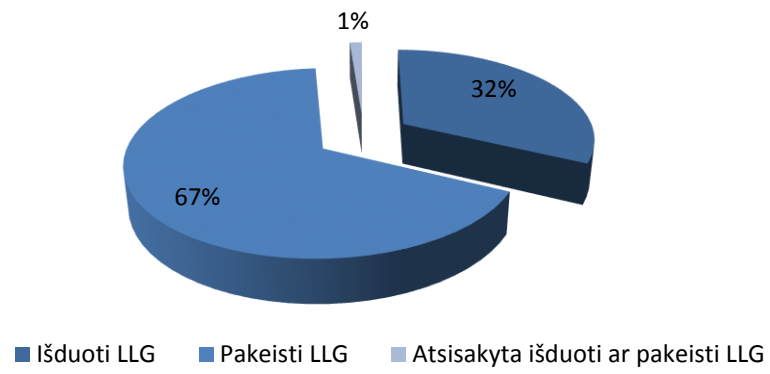
Note. The table does not include aliens who have submitted applications for subsidiary protection in the Republic of Lithuania.

Source. Data of the Register of Aliens.

7.2. Number of decisions to issue/renew or to refuse to issue/renew a TRP in 2015, by grounds for entry

Ground for entry	In total	Issue a TRP	Renew a TRP	Refuse to issue or renew a TRP
Alien has the right to reinstate citizenship of the Republic of Lithuania according to the procedure laid down in the Law on Citizenship	86	68	17	1
Alien is a person of Lithuanian descent	137	118	19	0
Both parents/adoptive parents or one of the parents of an alien reside/resides in the Republic of Lithuania and is a citizen of the Republic of Lithuania	253	46	207	–
Both parents/adoptive parents or one of the parents of a minor alien or the spouse of one of the parents, taking care of the minor alien, where such a spouse is a citizen of the Republic of Lithuania or holds a residence permit in the Republic of Lithuania, reside/resides in the Republic of Lithuania	1 442	483	944	15
Alien's child/adopted child who is a citizen of the Republic of Lithuania resides in the Republic of Lithuania	641	92	546	3
Spouse of the alien or a person with whom the registered partnership is concluded and who is a citizen of the Republic of Lithuania or an alien in possession of a residence permit in the Republic of Lithuania resides in the Republic of Lithuania	3 116	658	2 442	16
Alien intends to take up employment in the Republic of Lithuania if he/she is in possession of a work permit in the Republic of Lithuania or a decision has been taken that the alien's employment meets needs of the labour market of the Republic of Lithuania	4 860	2 145	2 713	2
Alien intends to take up employment in the Republic of Lithuania if he/she has been exempted from the obligation to obtain a work permit in the Republic of Lithuania	178	102	74	2
Alien intends to take up highly qualified employment in the Republic of Lithuania	297	151	146	0
Alien engages and intends to engage in lawful activities	4 547	888	3 486	173
Alien has been enrolled in a higher education and research institution under a study programme/programmes or doctoral studies	1 869	840	1 028	1
Alien has been enrolled in an educational establishment under a general education or vocational training programme/programmes	165	72	93	0
Alien intends to take up employment as a teacher and/or conduct research and/or experimental (social, cultural) development as a researcher under the employment contract concluded with a higher education and research institution registered in the Republic of Lithuania	124	54	70	0
Other	207	40	163	4
In total	17 922	5 757	11 948	217

Source. Data of the Register of Aliens.



7.3. Number of TRP issued/renewed to aliens in 2015, by citizenship

Citizenship	In total	Issued TRP	Renewed TRP
European states, including:	15 070	7 219	7 851
- Belarus	3 998	1 388	2 610
- Russian	4 711	2 224	2 487
- Ukraine	5 121	2 989	2 132
North American states, including:	305	132	173
- USA	262	114	148
Central and South American states	97	39	58
Australia and Oceania	21	7	14
Asian states, including:	2 189	1 171	1 018
- India	395	293	102
- Iran	218	140	78
- China	266	133	133
African states	460	204	256
Stateless persons	86	31	55
In total	18 228	8 803	9 425

Source. Data of the Residents' Register.

7.4. Number of TRP issued/renewed to aliens in 2015, by grounds for entry

Ground for issue or renewal	In total	Issued TRP	Renewed TRP
Alien has the right to reinstate citizenship of the Republic of Lithuania according to the procedure laid down in the Law on Citizenship	88	73	15
Alien is a person of Lithuanian descent	139	120	19
Alien enters for family reunification	5 708	2 062	3 646
Alien intends to take up employment in the Republic of Lithuania	4 752	2 358	2 394
Alien intends to take up highly qualified employment in the Republic of Lithuania	286	197	89
Alien engages and intends to engage in lawful activities	4 949	2 660	2 289
Alien intends to acquire education, study at an educational establishment under a general education or vocational training programme, has been invited to participate in a traineeship, up-skilling	1 983	1 186	797
Other	323	147	176
In total	18 228	8 803	9 425

Source. Data of the Residents' Register.

7.5. Number of TRP withdrawn in 2011-2015, by grounds for withdrawal

Ground for withdrawal	2011	2012	2013	2014	2015
It transpires that grounds provided in Article 35(1) of the Law of the Republic of Lithuania on the Legal Status of Aliens exist	23	14	60	77	70
Alien's marriage has been dissolved	11	6	4	7	5
Alien's work permit in the Republic of Lithuania has been withdrawn	143	250	365	311	244
Employment contract with the alien has been terminated	75	90	121	162	215
It is established that the enterprise, agency or organisation whose owner or co-owner the alien is does not perform the declared activities and/or the alien's stay in the Republic of Lithuania is not necessary for the pursuit of the goals and carrying out of the activities of the enterprise, agency or organisation	15	3	24	22	2
Alien's lawful activities in the Republic of Lithuania have been terminated or have been completed	16	13	36	60	86
Training, studies, traineeship or up-skilling has been terminated	100	62	83	101	73
Change in circumstances due to which a TRP has been issued	53	29	81	79	96
TRP has been withdrawn for the alien's family member who resides together with the alien	14	14	11	20	20
Other	15	16	17	22	51
In total	465	497	802	861	862

Source. Data of the Register of Aliens.

7.6. Number of TRP withdrawn in 2011-2015, by aliens' citizenship

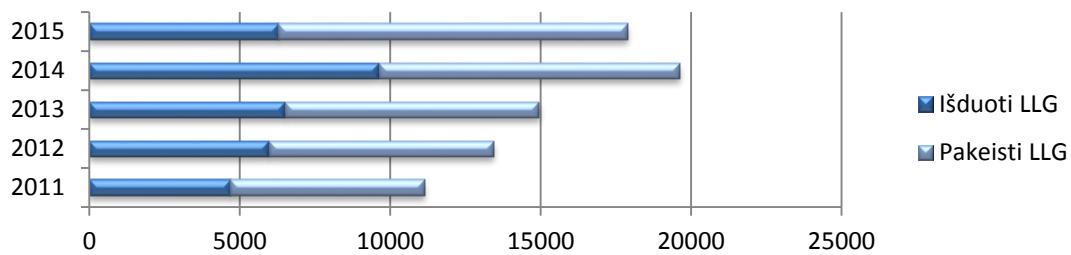
Citizenship	2011	2012	2013	2014	2015
European states, including:	329	376	653	664	694
- Belarus	172	157	262	272	179
- Russia	44	48	81	96	100
- Ukraine	86	143	255	236	354
North American states, including:	16	19	-	10	4
- USA	10	16	-	9	4
Central and South American states	2	3	2	2	2
Asian states, including:	108	93	129	166	135
- India	32	16	28	33	30
- China	37	33	29	22	25
African states	9	6	18	19	26
Australia and Oceania	-	-	-	-	1
Stateless persons	1	-	-	-	-
In total	465	497	802	861	862

Source. Data of the Register of Aliens.

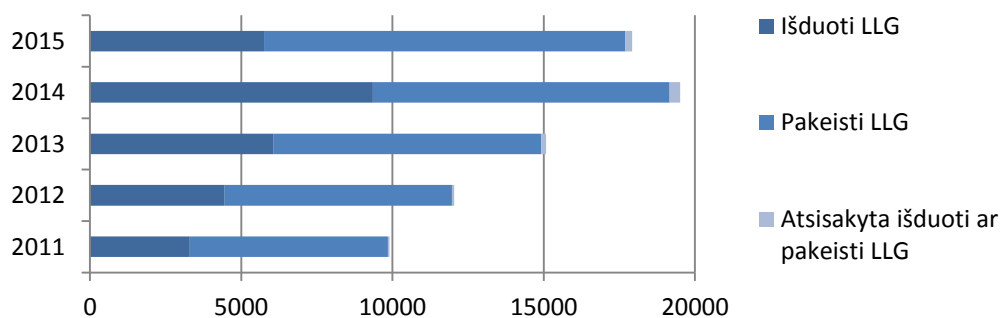
7.7. TRP statistics for 2011-2015

Year	2011	2012	2013	2014	2015
Applications received	11 151	13 432	14 947	19 625	17 878
- for issue of a TRP	4 692	5 970	6 506	9 620	6 288
- for renewal of a TRP	6 459	7 462	8 441	10 004	11 590
Decisions taken	9 904	12 037	15 073	19 507	17 922
- to issue a TRP	3 292	4 451	6 068	9 356	5 757
- to renew a TRP	6 558	7 517	8 849	9 804	11 948
- to refuse to issue or renew a TRP	54	69	156	347	217
TRP issued	3 573	5 464	6 812	9 749	8 803
TRP renewed	6 848	6 982	7 778	8 547	9 425
TRP withdrawn	465	497	802	861	862

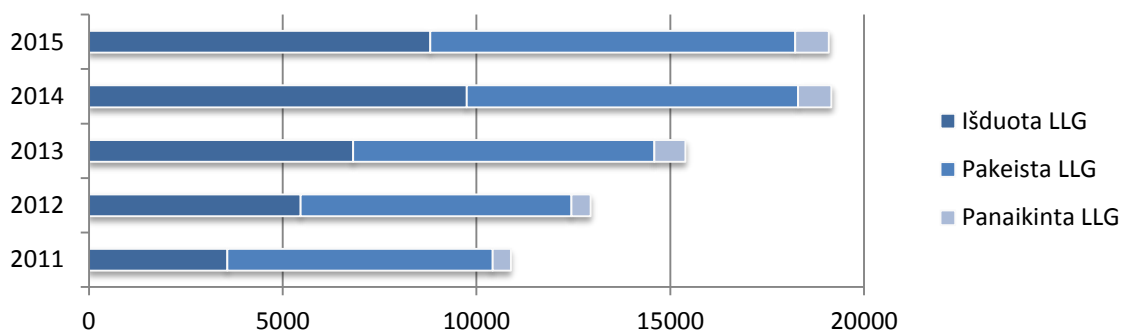
Applications received in 2011-2015



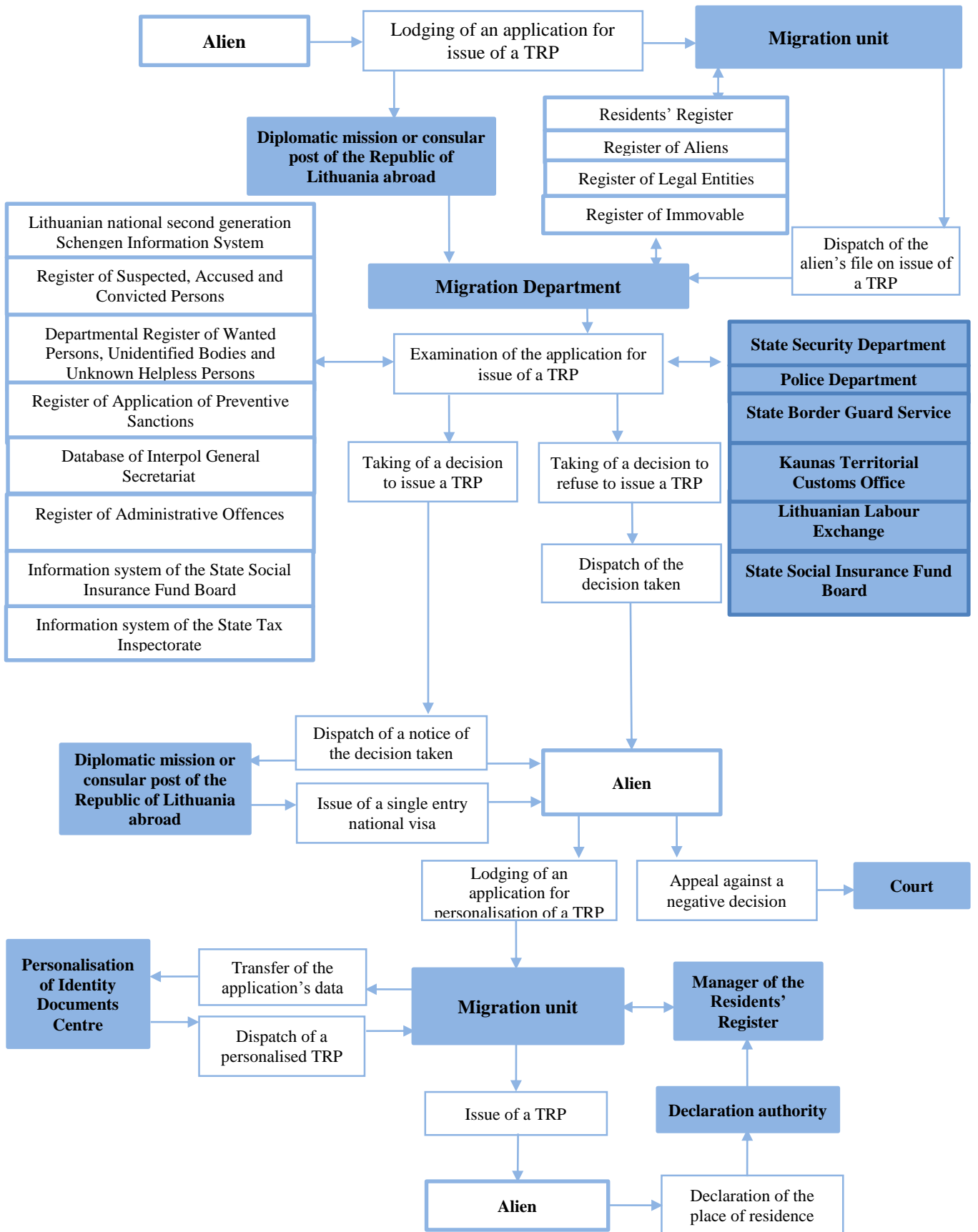
Decisions taken in 2011-2015



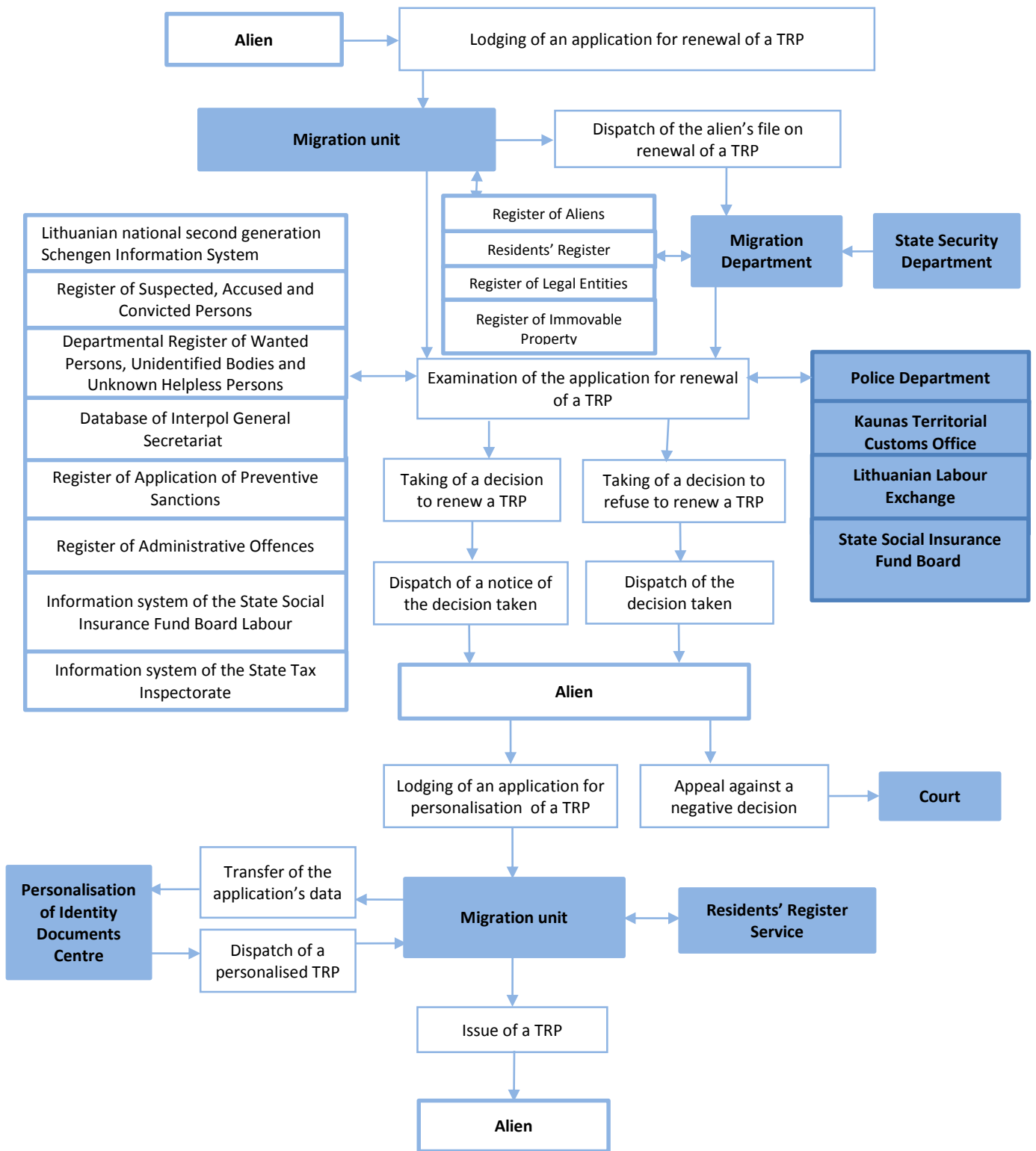
TRP issued, renewed and withdrawn in 2011-2015



7.8. Flow chart of issue of a TRP



7.9. Flow chart of renewal of a TRP





8. PERMITS OF A LONG-TERM RESIDENT OF THE REPUBLIC OF LITHUANIA TO RESIDE IN THE EUROPEAN UNION

- 8.1. Number of applications of aliens for the issue of a permit of a long-term resident of the Republic of Lithuania to reside in the European Union (PRP) in 2015, by citizenship
- 8.2. Number of decisions to issue or refuse to issue a PRP and PRP withdrawn in 2015, by aliens' citizenship
- 8.3. Number of decisions to issue a PRP in 2015, by ground for issue
- 8.4. Number of aliens to whom PRP were issued in 2011-2015, by citizenship
- 8.5. Number of aliens to whom PRP were renewed in 2011-2015, by citizenship
- 8.6. Flow chart of issue of a PRP
- 8.7. Flow chart of renewal of a PRP to an alien

8.1. Number of applications of aliens for the issue of a permit of a long-term resident of the Republic of Lithuania to reside in the European Union (PRP) in 2015, by citizenship

Citizenship	Number of applications	Citizenship	Number of applications
Afghanistan	4	Lebanon	2
Algeria	1	Mali	1
Argentina	1	Morocco	2
Armenia	9	Mexico	2
Australia	1	Moldova	2
Azerbaijan	8	Nepal	1
Belarus	92	Nigeria	3
Egypt	3	Pakistan	3
Georgia	6	Peru	1
India	4	Russia	213
Indonesia	1	Syria	1
Iran	1	Sri Lanka	1
Israel	10	Tunisia	1
USA	18	Turkey	16
Cambodia	1	Turkmenistan	1
Canada	1	Ukraine	188
Kazakhstan	6	Uzbekistan	3
China	6	Stateless persons	19
Kyrgyzstan	2	In total	635

Source. Data of the Register of Aliens.

8.2. Number of decisions to issue or refuse to issue a PRP and PRP withdrawn in 2015, by aliens' citizenship

Citizenship	Issue	Refuse to issue	Withdrawn	Citizenship	Issue	Refuse to issue	Withdrawn
Afghanistan	4	-	-	Lebanon	2	-	2
Algeria	1	-	-	Mali	1	-	-
Argentina	1	-	-	Morocco	2	-	-
Armenia	12	1	-	Mexico	2	-	-
Australia	1	-	-	Moldova	3	-	-
Azerbaijan	5	-	-	Nepal	1	-	-
Belarus	71	14	9	Nigeria	2	-	1
Egypt	6	-	-	Pakistan	2	-	-
Philippines	-	-	1	Peru	1	-	-
Georgia	8	-	-	Russia	196	27	66
India	4	-	-	Syria	2	-	-
Indonesia	1	-	-	Somali	-	-	1
Iran	1	1	-	Tunisia	2	-	1
Israel	11	-	5	Turkey	13	-	-
USA	15	1	8	Turkmenistan	1	-	-
Cambodia	2	-	-	Ukraine	175	8	11
Canada	1	-	-	Uzbekistan	6	-	-
Kazakhstan	6	-	1	Vietnam	-	-	4
China	4	1	-	Stateless persons	26	-	11
Kyrgyzstan	2	-	-	In total	593	53	121

Source. Data of the Register of Alien.

8.3. Number of decisions to issue a PRP in 2015, by ground for issue

Ground for issue	Number of decisions
Alien has the right to reinstate citizenship of the Republic of Lithuania according to the procedure laid down in the Law on Citizenship	21
Alien is a person of Lithuanian descent	109
Alien has entered the Republic of Lithuania for residence accompanying a citizen of the Republic of Lithuania as his family member	35
Alien has lost citizenship of the Republic of Lithuania but resides in the Republic of Lithuania	7
Alien is a child under the age of 18 years born in the Republic of Lithuania, and both or one of the parents of the alien are/is a citizen of the Republic of Lithuania whose place of residence has been declared in the Republic of Lithuania, or holds a permanent residence permit	46
Alien is a child under the age of 18 years born outside the Republic of Lithuania, and both or one of the parents of the alien are/is a citizen of the Republic of Lithuania whose place of residence has been declared in the Republic of Lithuania, or holds a permanent residence permit	38
Alien has resided in the Republic of Lithuania uninterruptedly for the last five years holding a temporary residence permit	150
Alien is subject to the case provided for in Article 2 of the Law on the Implementation of the Law of the Republic of Lithuania on the Legal Status of Aliens	12
Alien has resided together with his/her family in the Republic of Lithuania uninterruptedly for the last five years	97
Alien has entered the Republic of Lithuania for residence as a family member accompanying an alien who has the right to reinstate citizenship of the Republic of Lithuania or who is a person of Lithuanian descent and resides together with him/her	73
In total	588

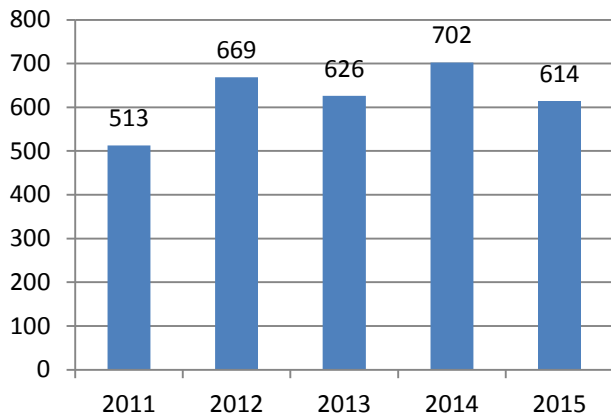
Source. Data of the Register of Aliens.

8.4. Number of aliens to whom PRP were issued in 2011-2015, by citizenship

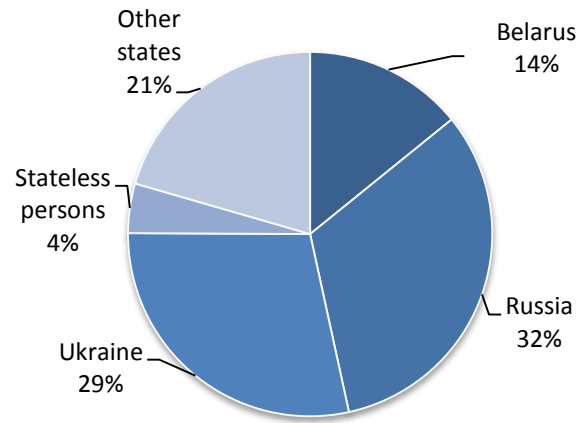
Citizenship	2011	2012	2013	2014	2015
European states, including:	368	454	487	562	500
- Belarus	69	131	123	122	87
- Russia	198	217	238	273	199
- Ukraine	46	63	84	105	175
North American states	8	16	9	13	15
Central and South American states	5	10	3	7	4
Australia and Oceania	1	-	5	-	1
African states	10	12	18	14	14
Asian states	54	82	49	63	53
Stateless persons	67	95	55	43	27
In total	513	669	626	702	614

Source. Data of the Residents' Register.

PRP issued in 2011-2015



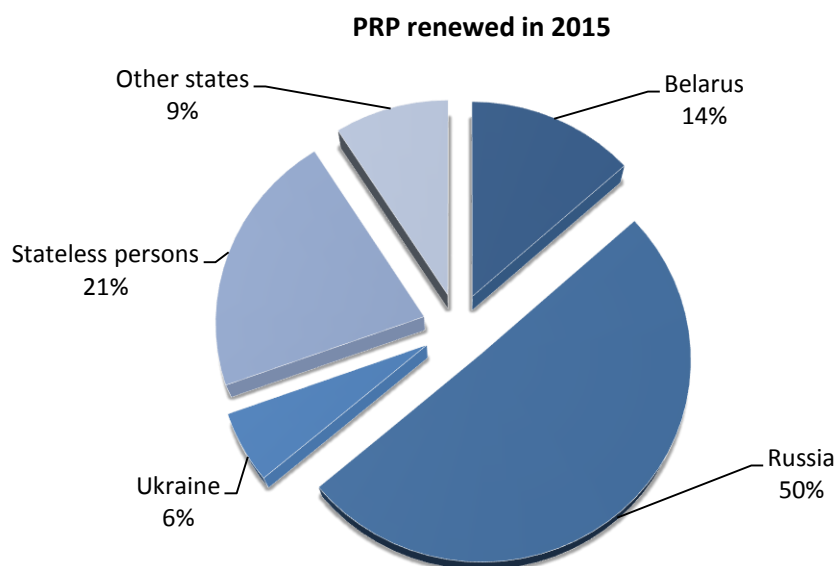
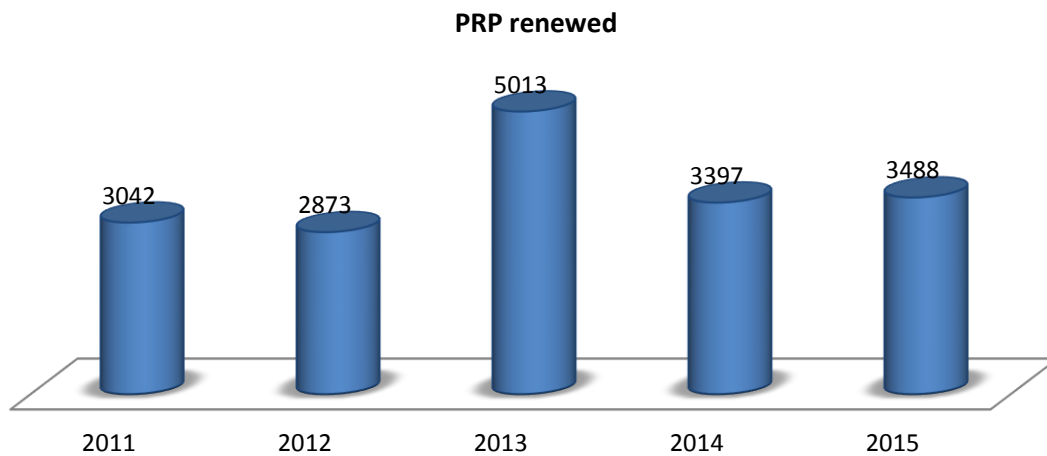
PRP issued in 2015



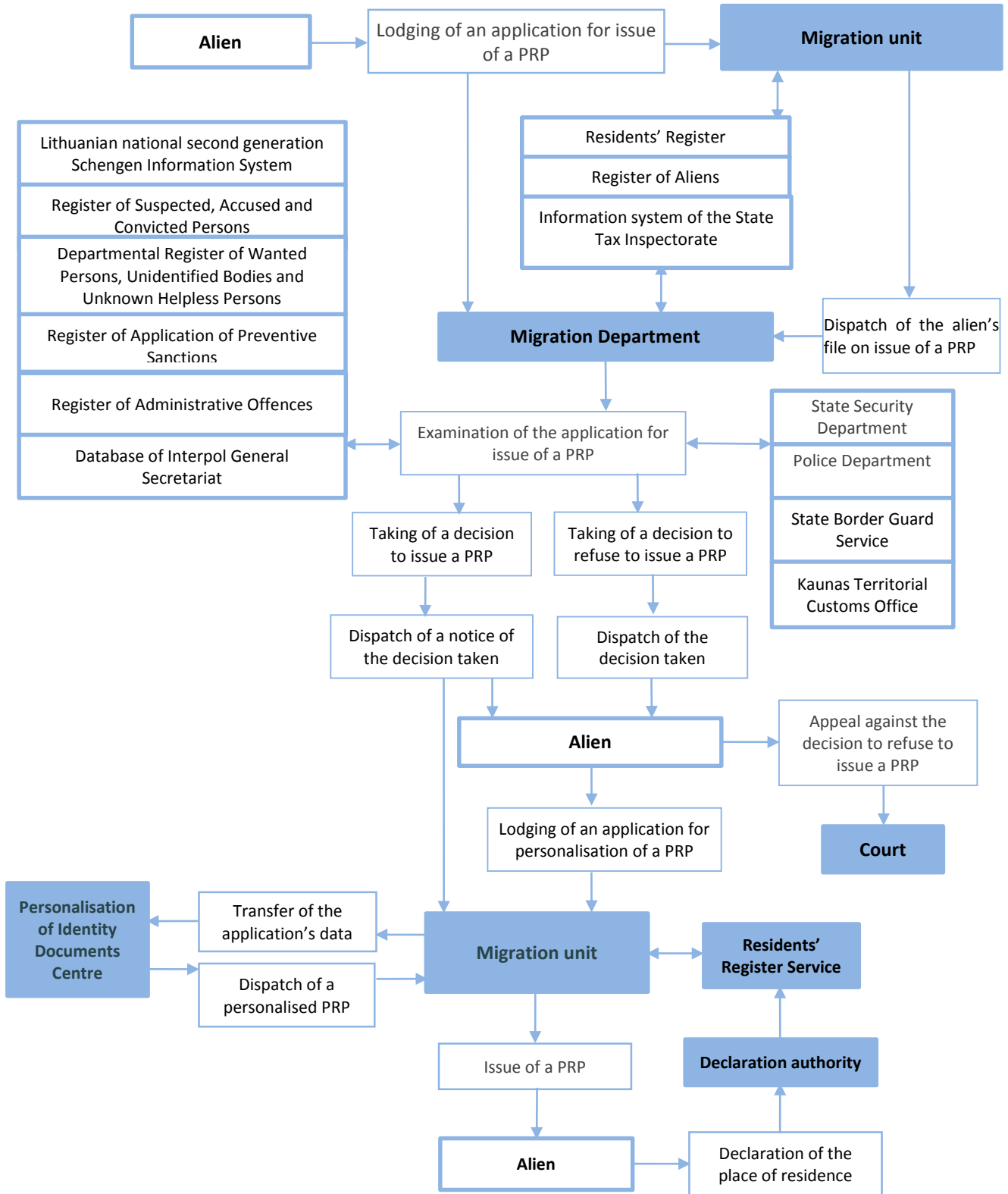
8.5. Number of aliens to whom PRP were renewed in 2011-2015, by citizenship

Citizenship	2011	2012	2013	2014	2015
European states, including:	2 029	2 008	4 045	2 348	2 535
- Belarus	418	352	336	358	468
- Russia	1 303	1 244	3 344	1 741	1 758
- Ukraine	204	320	283	166	199
North American states	17	26	33	22	25
Central and South American states	6	1	1	3	6
African states	4	5	5	2	7
Asian states, including:	129	94	128	148	170
- Israel	33	16	28	31	36
- Kazakhstan	35	18	34	43	39
- Vietnam	17	9	14	9	42
Australia and Oceania	-	2	1	1	-
Stateless persons	857	737	800	873	745
In total	3 042	2 873	5 013	3 397	3 488

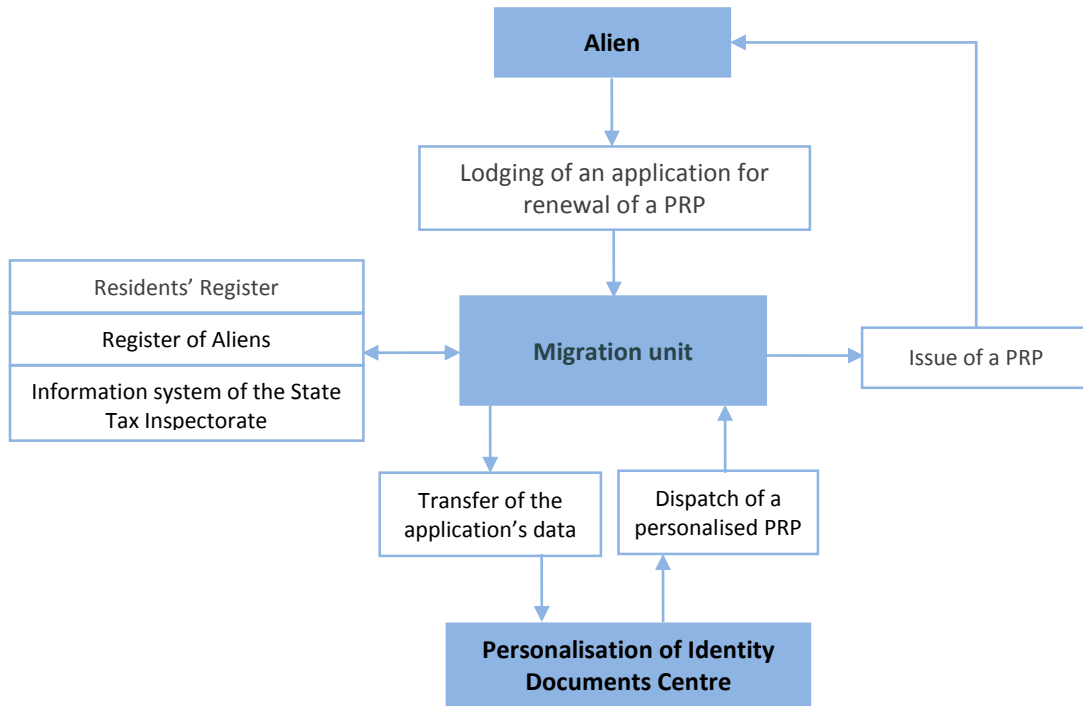
Source. Data of the Residents' Register.



8.6. Flow chart of issue of a PRP



8.7. Flow chart of renewal of a PRP to an alien





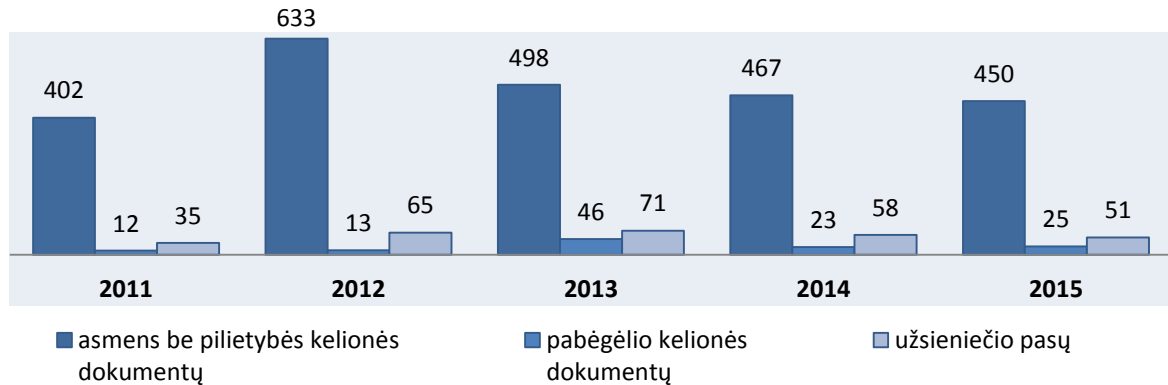
9. TRAVEL DOCUMENTS ISSUED TO ALIENS

- 9.1. Number of travel documents issued to aliens
- 9.2. Flow chart of issue and renewal of a travel document to a stateless person
- 9.3. Flow chart of issue and renewal of a refugee's travel document
- 9.4. Flow chart of issue and renewal of an alien's passport
- 9.5. Number of an alien's passports issued to aliens, by citizenship

9.1. Number of travel documents issued to aliens

	2011	2012	2013	2014	2015
Issued in total, including:	449	711	615	548	526
- a stateless person's travel documents	402	633	498	467	450
- a refugee's travel documents	12	13	46	23	25
- an alien's passports	35	65	71	58	51

Source. Data of the Residents' Register.



A stateless person who is entitled to temporary or permanent residence in the Republic of Lithuania but is not in possession of a travel document valid in a foreign state may be issued a travel document of a stateless person provided for in the 1954 Convention relating to the Status of Stateless Persons in accordance with the procedure established by the Minister of the Interior.

Source. Article 38 of the Law of the Republic of Lithuania on the Legal Status of Aliens.

A state fee shall be charged for the issue and renewal of a stateless person's travel document (in the amount of EUR 28, under the accelerated procedure – in the amount of EUR 43).

An application for the issue or renewal of a stateless person's travel document must be examined not later than within 20 days, as a matter of urgency – not later than within 7 working days from the lodging of the application.

Source. Points 8, 9 and 13 of the Rules for Issuing Travel Documents to Stateless Persons approved by the order of the Minister of the Interior of the Republic of Lithuania of 24 November 2005.

For departure to a foreign state from the Republic of Lithuania, a refugee who permanently resides in the Republic of Lithuania shall be issued a refugee's travel document in accordance with the procedure laid down by the Minister of the Interior. Biometric identifiers (the facial image and two fingerprints) of the refugee shall be electronically incorporated into the refugee's travel documents to confirm his identity, with the exception of the cases provided for in Regulation (EC) No 2252/2004.

Source. Article 89(1) of the Law of the Republic of Lithuania on the Legal Status of Aliens.

A state fee shall be charged for the issue and renewal of a refugee's travel document (in the amount of EUR 28).

An application for the issue or renewal of a refugee's travel document must be examined not later than within 15 working days from the lodging of the application. The refugee's travel document shall be issued and renewed not later than within 15 working days from the taking of a decision to issue or renew it.

Source. Points 11 and 12 of the Rules for Issuing a Refugee's Travel Document approved by the order of the Minister of the Interior of the Republic of Lithuania of 7 December 2004.

A foreign national who is entitled to temporary or permanent residence in the Republic of Lithuania but is not in possession of a valid passport of a foreign national or an equivalent travel document or it has been lost or destroyed and the foreign national cannot receive it from the competent authorities of his country of origin for objective reasons may be issued an alien's passport in accordance with the procedure established by the Minister of the Interior.

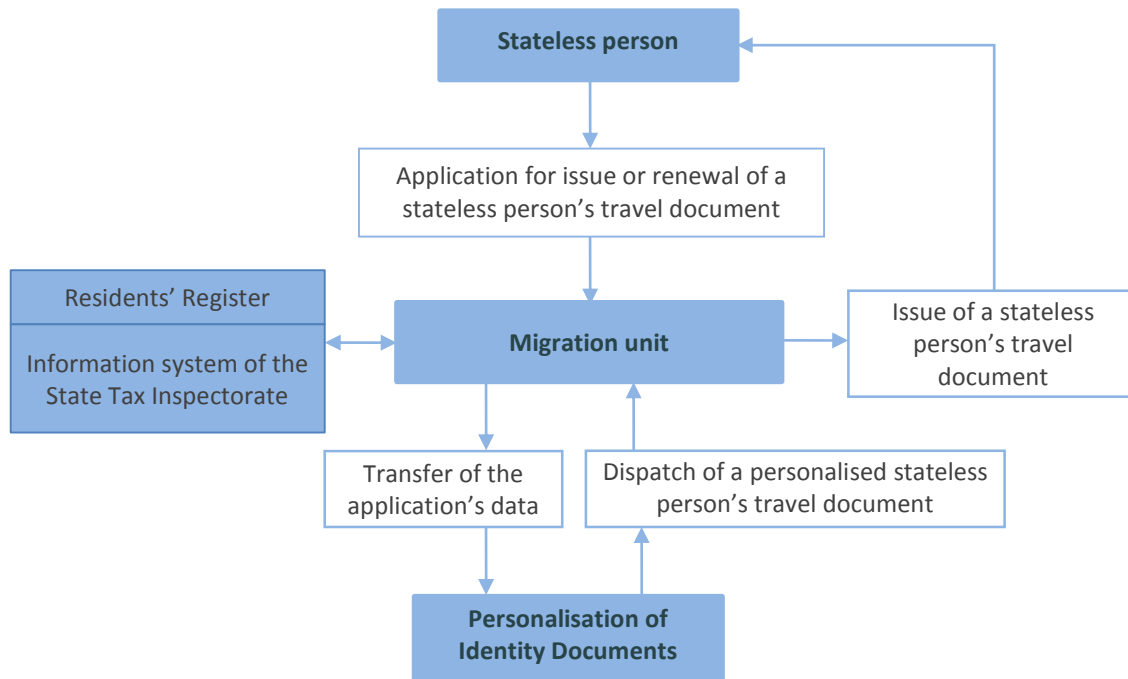
Source. Article 37 of the Law of the Republic of Lithuania on the Legal Status of Aliens.

Prior to lodging an application for the issue/renewal of an alien’s passport, an alien must pay a state fee in the amount specified by the Government of the Republic of Lithuania (for the issue/renewal of an alien’s passport – EUR 35).

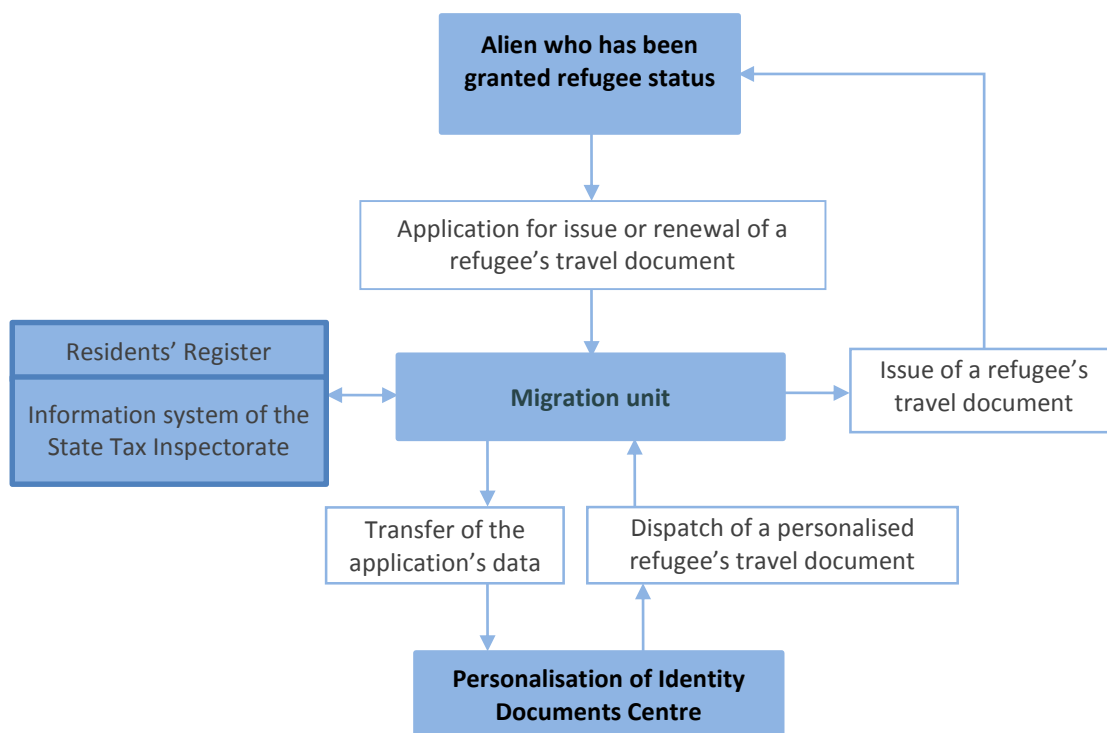
An alien’s passport must be issued or renewed not later than within 30 days from the receipt of the application at a migration unit.

Source. Points 10 and 13 of the Rules for Issuing an Alien’s Passport approved by the Minister of the Interior of the Republic of Lithuania Order of 10 November 2004.

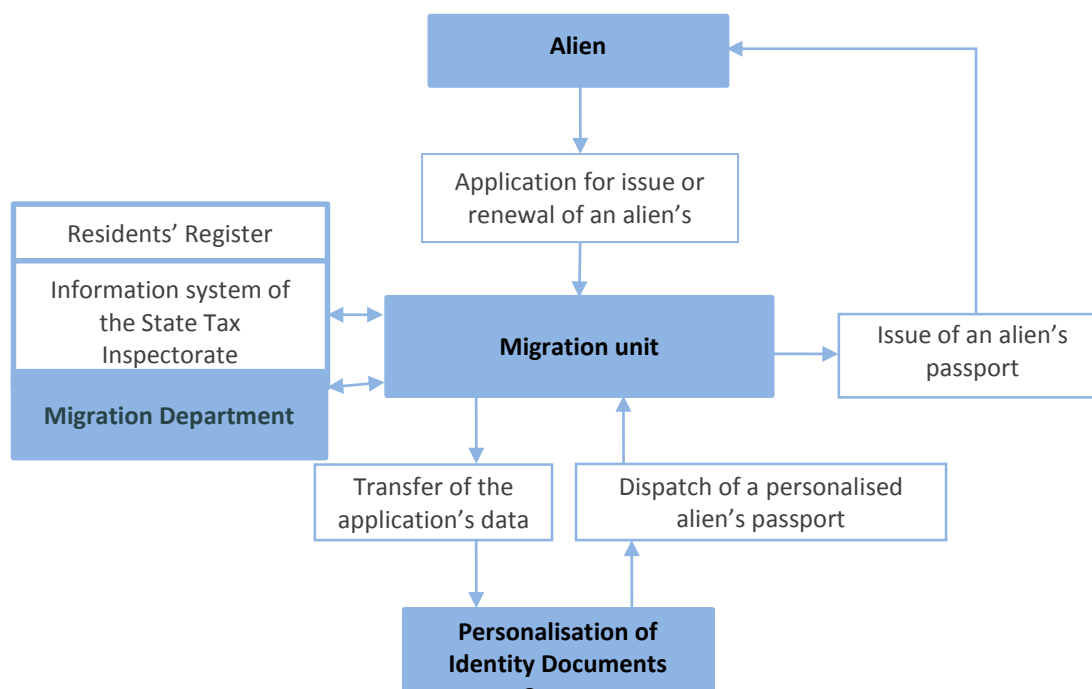
9.2. Flow chart of issue and renewal of a travel document to a stateless person



9.3. Flow chart of issue and renewal of a refugee’s travel document



9.4. Flow chart of issue and renewal of an alien's passport



9.5. Number of an alien's passports issued to aliens, by citizenship

Citizenship	2011	2012	2013	2014	2015
Afghanistan	12	33	29	25	20
Angola	1	1	1	-	-
Armenia	-	1	-	-	1
Belarus	1	3	2	1	4
Ivory Coast (Côte d'Ivoire)	-	-	-	-	1
Egypt	-	-	-	1	1
Eritrea	-	1	2	1	-
Ethiopia	-	1	-	-	-
Iraq	2	1	2	1	2
Iran	-	1	1	-	-
USA	-	-	1	1	1
Cameroon	1	1	-	-	-
Kyrgyzstan	-	-	5	4	4
Congo	1	1	2	1	-
Democratic Republic of the Congo	3	3	-	1	-
Cuba	1	-	2	-	-
Lebanon	-	-	-	-	1
Nepal	-	-	-	-	-
Pakistan	2	3	3	2	-
Russia	9	9	5	9	3
Syria	-	1	11	5	9
Somali	-	1	-	-	-
Sri Lanka	1	1	-	-	2
Tajikistan	-	-	-	-	1
Uzbekistan	1	-	3	3	1
Vietnam	-	1	-	3	-
Zambia	-	-	1	-	-
Zimbabwe	-	1	1	-	-
In total	35	65	71	58	51

Source. Data of the Residents' Register.



10. ASYLUM IN THE REPUBLIC OF LITHUANIA

- 10.1. Number of aliens' applications for asylum in the Republic of Lithuania in 2011-2015, by citizenship
- 10.2. Number of aliens' applications for asylum in the Republic of Lithuania in 2015, by place of lodging
- 10.3. Number of aliens' applications for asylum in the Republic of Lithuania and of decisions taken in 2015
- 10.4. Granting asylum to aliens in the Republic of Lithuania
- 10.5. Flow chart of granting asylum in the Republic of Lithuania
- 10.6. Number of requests for taking over of examination of an asylum application made by the Republic of Lithuania in 2015 to other states responsible under the *Dublin III* Regulation for examining an application for asylum lodged by an alien
- 10.7. Number of requests for taking over of examination of an application for asylum made by other states in 2015 to the Republic of Lithuania under the *Dublin III* Regulation
- 10.8. Number of aliens who were granted refugee status in the Republic of Lithuania in 2011-2015
- 10.9. Number of aliens who were granted subsidiary protection in the Republic of Lithuania in 2011-2015
- 10.10. Number of aliens who were relocated to the Republic of Lithuania from other EU Member States in 2015
- 10.11. Number of unaccompanied minor asylum applicants in 2011-2015, by citizenship and gender
- 10.12. Statistics of granting asylum in the Republic of Lithuania in 2011-2015.

10.1. Number of aliens' applications for asylum in the Republic of Lithuania in 2011-2015, by citizenship

Citizenship	2011	2012	2013	2014	2015
Afghanistan	55	93	86	99	31
Armenia	28	1	8	1	3
Azerbaijan	-	3	4	19	16
Belarus	20	19	21	16	18
Benin	-	-	-	1	-
Ivory Coast (Côte d'Ivoire)	-	1	1	-	-
Egypt	-	1	1	2	-
Eritrea	-	6	2	-	1
Guinea	1	-	3	-	-
Georgia	229	305	121	117	48
India	-	-	12	8	8
Iraq	8	4	1	5	25
Iran	1	-	-	1	-
USA	-	2	-	2	-
Cameroon	-	1	-	1	-
Kazakhstan	2	1	2	2	2
China	1	1	-	-	-
Kyrgyzstan	30	5	-	5	4
Democratic Republic of the Congo	2	1	-	2	-
Cuba	-	-	1	-	-
Lebanon	-	2	1	-	5
Libya	2	-	-	-	1
Mali	-	1	1	1	-
Morocco	-	-	1	-	1
Mexico	-	-	-	1	-
Moldova	2	1	-	-	-
Mongolia	-	1	-	-	-
Nepal	4	4	3	2	-
Nigeria	1	1	3	4	1
Pakistan	1	3	2	4	-
Russia	111	87	72	74	42
Syria	2	7	12	17	6
Somali	1	-	-	-	-
Sudan	-	-	1	-	-
Sri Lanka	3	3	-	1	2
Tajikistan	5	2	1	5	7
Togo	-	-	-	-	1
Turkey	2	-	-	-	-
Ukraine	-	5	5	70	65
Uzbekistan	8	6	2	1	1
Vietnam	-	47	26	28	3
Germany	-	-	-	1	-
Zimbabwe	1	-	1	-	-
Stateless persons	7	13	5	6	-
In total	527	627	399	496	291

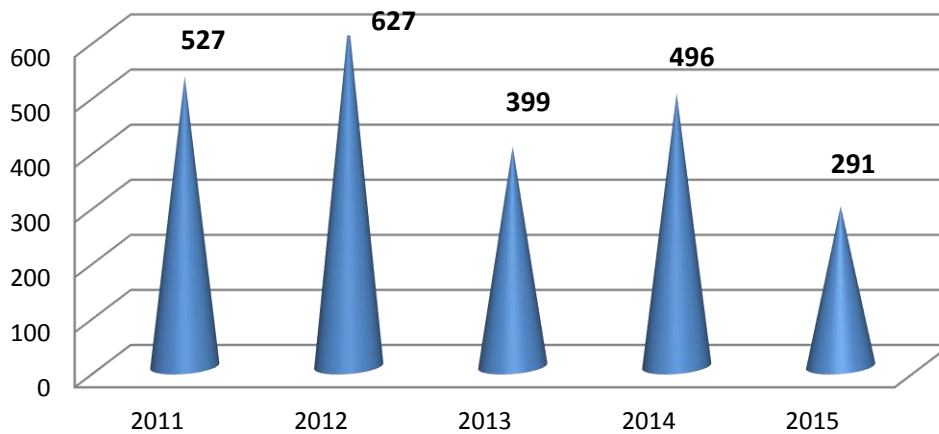
Source. Data of the Register of Aliens.

10.2. Number of aliens' applications for asylum in the Republic of Lithuania in 2015, by place of lodging

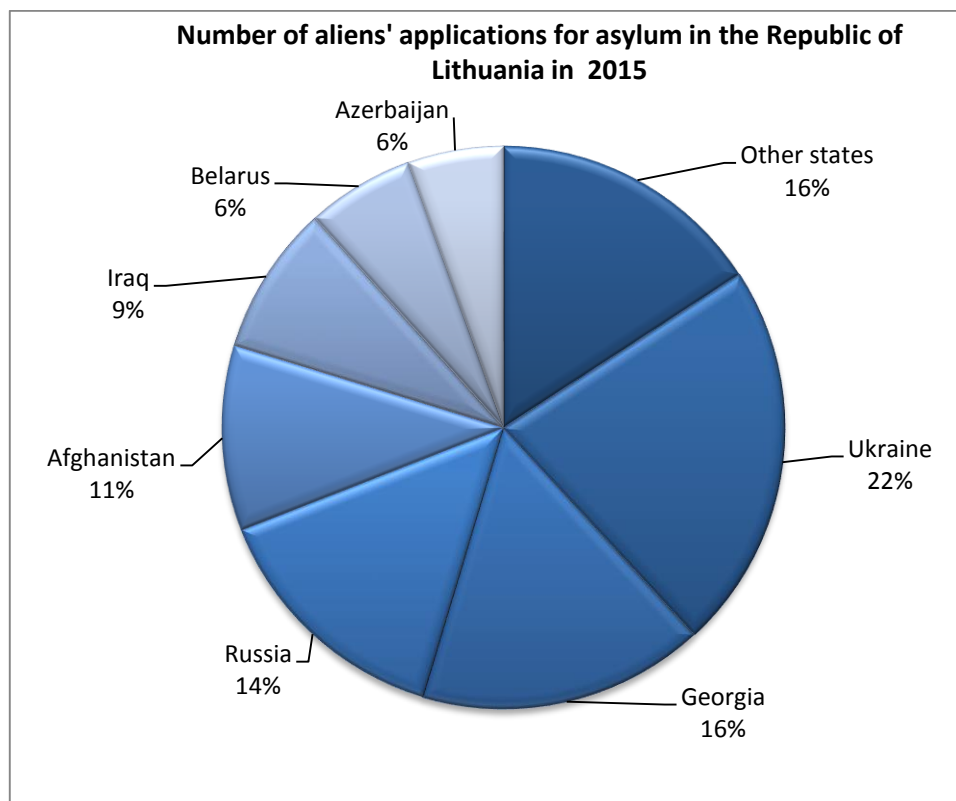
Place of lodging of an application	Number of applications
Border crossing points or other divisions of the State Border Guard Service within a territory in which the border legal regime is valid	174
Foreigners' Registration Centre	34
Migration units	83
In total	291

Source. Data of the Register of Aliens.

Number of aliens' applications for asylum in the Republic of Lithuania in 2011-2015



Number of aliens' applications for asylum in the Republic of Lithuania in 2015



10.3. Number of aliens' applications for asylum in the Republic of Lithuania and of decisions taken in 2015

Citizenship	Applications				Decisions					
	First applications	Repeat applications	Applications for taking back under the <i>Dublin III</i> Regulation	In total	Refugee status	Subsidiary protection	Refuse to grant asylum	Terminate examination of an application	Transfer persons under the <i>Dublin III</i> Regulation	In total
Afghanistan	28	2	1	31		13	1	46	2	62
Armenia	2		1	3			1	2		3
Azerbaijan	4		12	16			3	5		8
Belarus	12	1	5	18	2		6	6	2	16
Benin							1			1
Egypt								1		1
Eritrea	1			1	1					1
Georgia	45	1	2	48			33	42		75
Iraq	21		4	25		20		6	1	27
India	8			8			7	1		8
Cameroon							1			1
Kazakhstan	2			2			1			1
Kyrgyzstan	1		3	4			2	1		3
Lebanon			5	5						
Libya			1	1				1		1
Morocco	1			1					1	1
Nigeria	1			1			1			1
Russia	31	6	5	42	9	5	7	17	3	41
Pakistan						1				1
Syria	5		1	6	1	2		2		5
Sri Lanka	2			2		2				2
Tajikistan	3		4	7	3		2		1	6
Togo	1			1			1			1
Ukraine	37	2	26	65		26	26	21		73
Uzbekistan			1	1				1		1
Vietnam	3			3			4	5		9
Stateless persons					1			1		2
In total	208	12	71	291	17	69	97	158	10	351
In total (2014)	339	109	48	496	24	153	106	151	13	447
In total (2013)	262	103	34	399	15	123	115	124	4	381
In total (2012)	499	84	44	627	13	111	335	169	4	632
In total (2011)	362	81	84	527	7	88	280	146	8	529

Source. Data of the Register of Aliens and the Migration Department.

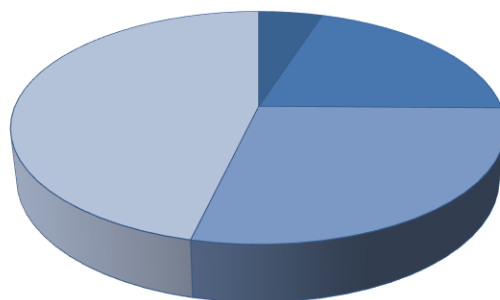
10.4. Granting asylum to aliens in the Republic of Lithuania

Year	Refugee status granted	Subsidiary protection granted *	Applications for asylum rejected	Examination of an application for asylum terminated
1997	6	-	53	-
1998	28	-	116	108
1999	11	-	171	104
2000	15	80	113	200
2001	3	266	58	97
2002	1	287	37	55
2003	3	485	56	230
2004	12	407	50	91
2005	15	328	30	7
2006	12	385	29	16
2007	9	393	51	32
2008	14	350	49	28
2009	11	221	155	98
2010	1	110	180	209
2011	7	88	280	146
2012	13	111	335	169
2013	15	123	115	124
2014	24	153	106	151
2015	17	69	97	158
In total	217	3 856	2 081	2 023

* Until 30 April 2004, aliens were issued a TRP on humanitarian grounds.

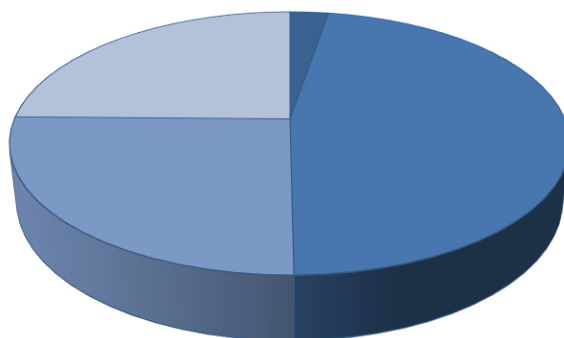
Source. Data of the Register of Aliens.

Decisions taken in 2015



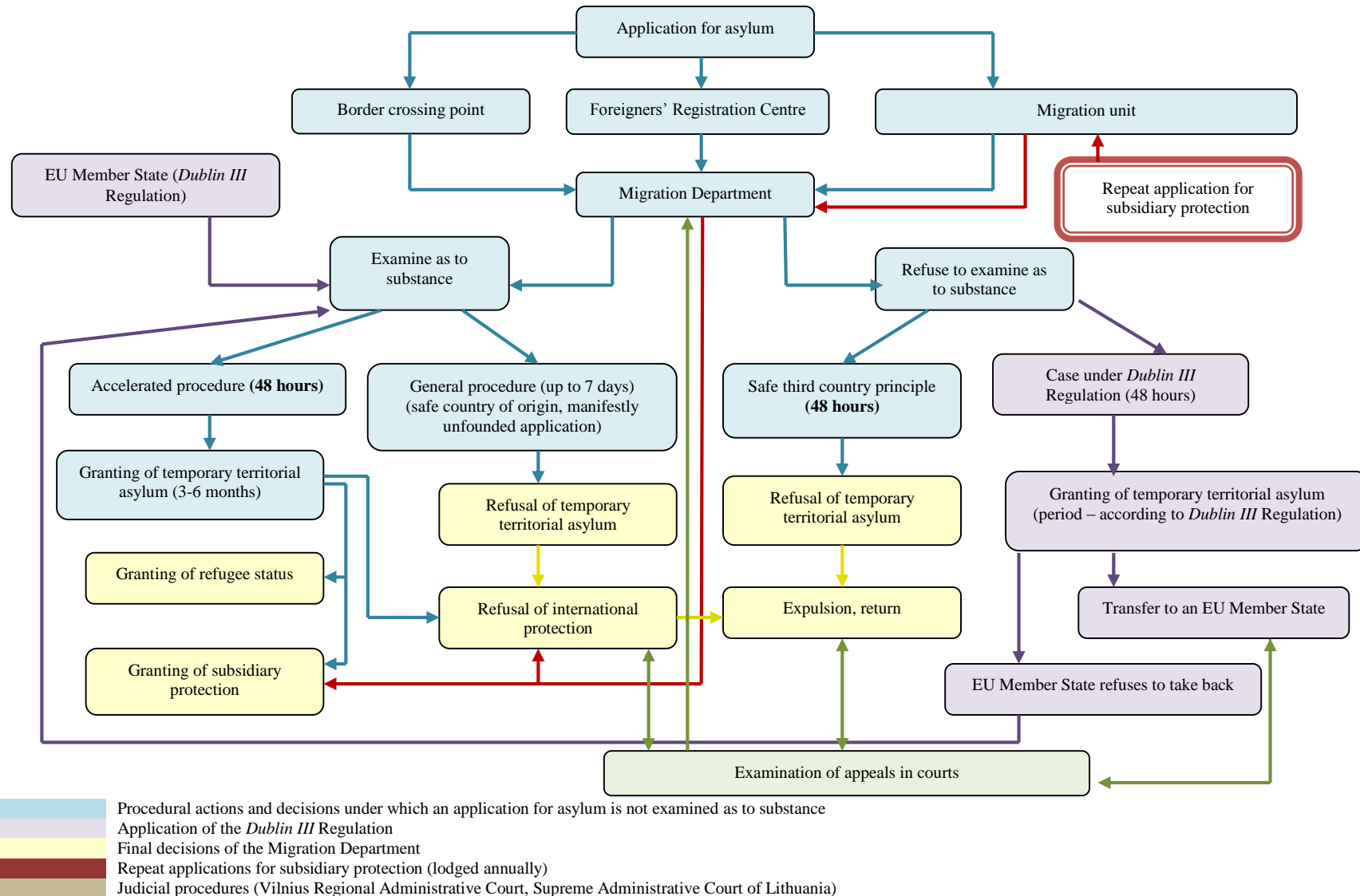
- Suteiktas pabėgėlio statusas
- Suteikta papildoma apsauga
- Atmesti prašymai dėl prieglobsčio
- Nutrauktas prašymo dėl prieglobsčio nagrinėjimas

Decisions taken in 1997-2015



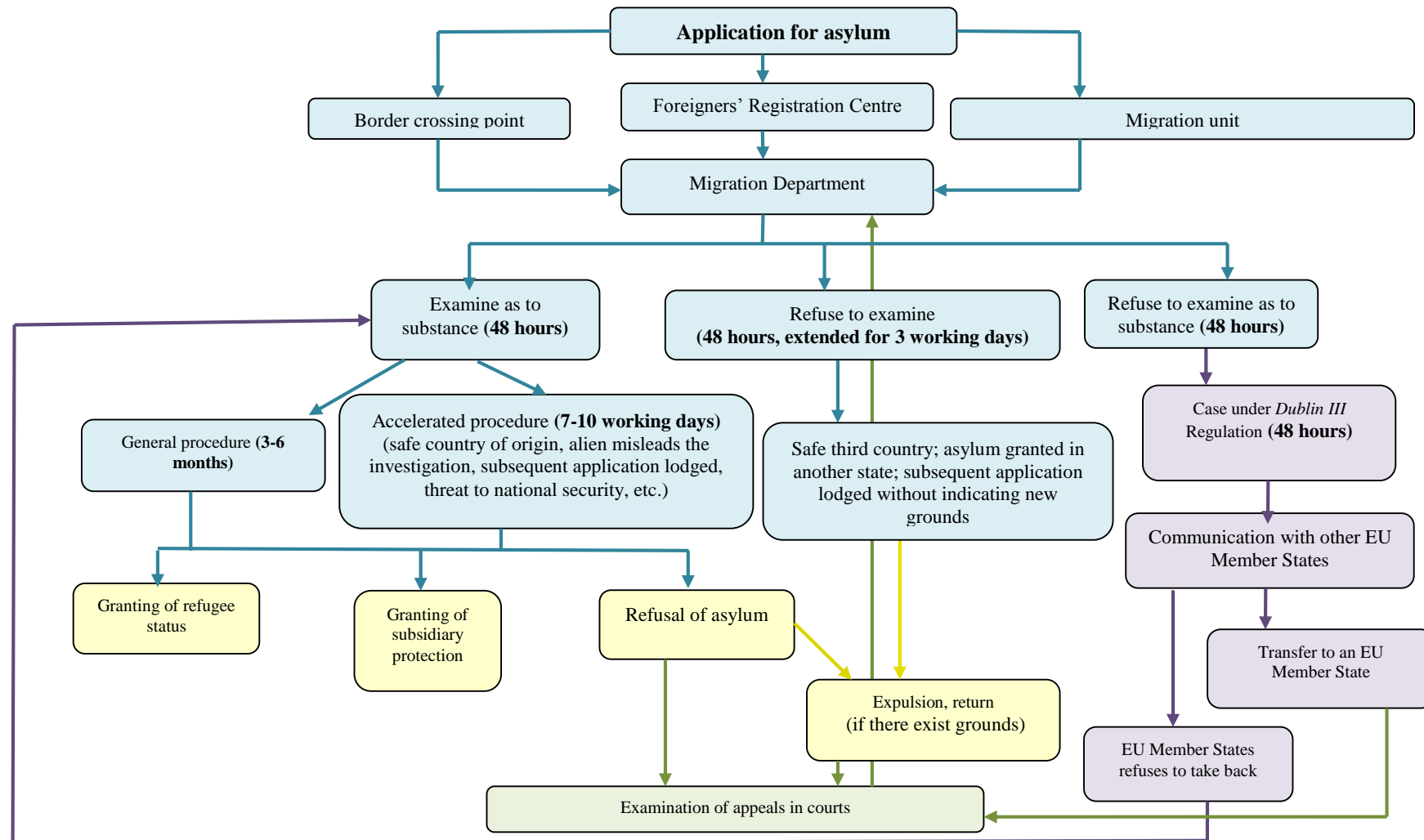
- Suteiktas pabėgėlio statusas
- Suteikta papildoma apsauga
- Atmesti prašymai dėl prieglobsčio
- Nutrauktas prašymo dėl prieglobsčio nagrinėjimas

10.5. Flow chart of granting asylum in the Republic of Lithuania¹



¹ Until 1 December 2015, when the Law of the Republic of Lithuania Amending Law No IX-2206 on the Legal Status of Aliens, passed on 26 November 2015, entered into force.

10.5. Flow chart of granting asylum in the Republic of Lithuania²



- Procedural actions and decisions under which an application for asylum is not examined as to substance or is not examined
- Application of the *Dublin III* Regulation
- Final decisions of the Migration Department
- Judicial procedures (Vilnius Regional Administrative Court, Supreme Administrative Court of Lithuania)

² As of 1 December 2015, when the Law of the Republic of Lithuania Amending Law No IX-2206 on the Legal Status of Aliens, passed on 26 November 2015, entered into force.

10.6. Number of requests for taking over of examination of an asylum application made by the Republic of Lithuania in 2015 to other states responsible under the *Dublin III* Regulation for examining an application for asylum lodged by an alien

State to which a request is made	Requests sent	Refused to take over	Agreed to take over	Aliens transferred
Austria	3	2	1	1
Belgium	2	1	1	1
Denmark	1	0	1	1
Estonia	1	0	1	1
Spain	4	4	0	0
Latvia	3	0	3	0
Poland	1	0	0	0
France	2	0	2	1
Sweden	1	0	1	1
Germany	4	0	4	4
In total	22	7	14	10

Source. Data of the Migration Department.

10.7. Number of requests for taking over of examination of an application for asylum made by other states in 2015 to the Republic of Lithuania under the *Dublin III* Regulation

State	Requests received	Refused to take over	Agreed to take over	Aliens transferred
Austria	29	5	17	6
Belgium	46	14	25	1
Czech Republic	20	0	19	0
Denmark	22	5	13	7
Estonia	1	0	1	0
Greece	1	0	1	0
Iceland	1	0	1	0
Spain	5	1	4	1
Italy	34	3	24	0
United Kingdom	5	1	3	0
Cyprus	2	0	1	1
Latvia	3	0	3	0
Poland	13	2	10	1
Lichtenstein	4	0	4	0
Luxembourg	8	0	8	0
Malta	6	3	3	0
Netherlands	59	9	45	8
Norway	28	7	19	5
Portugal	26	1	21	0
France	79	25	49	1
Finland	18	0	18	3
Sweden	144	17	102	20
Switzerland	40	3	31	3
Hungary	1	0	1	0
Germany	302	23	220	16
In total	899	119	643	73

Source. Data of the Migration Department.

10.8. Number of aliens who were granted refugee status in the Republic of Lithuania in 2011-2015

Citizenship	2011	2012	2013	2014	2015
Afghanistan	2	1	8	10	-
Belarus	5	2	3	1	2
Eritrea	-	4	1	-	1
Iraq	-	3	-	-	-
Kazakhstan	-	-	-	1	-
Russia	-	-	2	11	9
Syria	-	-	-	-	1
Tajikistan	-	-	-	-	3
Ukraine	-	2	1	-	-
Uzbekistan	-	1	-	-	-
Stateless persons	-	-	-	1	1
In total	7	13	15	24	17

Source. Data of the Register of Aliens.

10.9. Number of aliens who were granted subsidiary protection in the Republic of Lithuania in 2011-2015

Citizenship	2011	2012	2013	2014	2015
Afghanistan	16	35	41	51	13
Belarus	4	14	15	8	-
Ivory Coast (Côte d'Ivoire)	-	-	1	1	-
Egypt	-	-	-	1	-
Eritrea	-	2	1	-	-
Georgia	-	-	1	1	-
Iraq	3	-	1	1	20
USA	-	-	1	1	-
Kyrgyzstan	-	-	-	4	-
Mali	-	1	1	-	-
Nepal	3	3	3	2	-
Pakistan	1	1	-	-	1
Russia	55	46	33	37	5
Syria	2	2	14	11	2
Somali	1	-	-	-	-
Sri Lanka	1	-	-	-	2
Tajikistan	1	1	1	1	-
Ukraine	-	2	3	31	26
Uzbekistan	-	-	4	1	-
Zimbabwe	-	1	1	-	-
Stateless persons	1	3	2	2	-
In total	88	111	123	153	69

Source. Data of the Register of Aliens.

10.10. Number of aliens who were relocated to the Republic of Lithuania from other EU Member States in 2015

EU Member State from which aliens were relocated to the Republic of Lithuania			
Greece		Italy	
Citizenship	Number	Citizenship	Number
Iraq	4	-	-

Source. Data of the Migration Department.

10.11. Number of unaccompanied minor asylum applicants in 2011-2015, by citizenship and gender

Citizenship	2011		2012		2013		2014		2015	
	Male	Female	Male	Female	Male	Female	Male	Female	Male	Female
Afghanistan	8	-	3	-	-	-	1	-	2	-
Georgia	2	-	-	-	-	-	-	-	-	-
India	-	-	-	-	1	-	-	-	1	-
Vietnam	-	-	-	1	-	-	3	1	-	-
In total	10	-	3	1	1	-	4	1	3	-
	10		4		1		5		3	

10.12. Statistics of granting asylum in the Republic of Lithuania in 2011-2015

Year	2011	2012	2013	2014	2015
Number of lodged applications for asylum	527	627	399	496	291
Grounds for not examining an application for asylum as to substance:					
- safe third country	-	-	-	-	-
- <i>Dublin II</i> Regulation	19	27	16	27	9
Examination of an application for asylum as to substance:	521	628	374	433	341
Positive decisions:	95	124	138	176	86
- on refugee status	7	13	15	24	17
- on subsidiary protection	88	111	123	153	69
Negative decisions on asylum	280	335	115	106	97
Examination of an application terminated	146	169	121	151	158
Remaining applications, end of the year:	174	181	127	188	109
Migration Department	92	87	106	156	82
Vilnius Regional Administrative Court (VRAC)	62	85	13	28	25
Supreme Administrative Court of Lithuania (SACL)	20	9	8	4	2

Source. Data of the Register of Aliens and the Migration Department.



11. ALIENS' CONTROL

11.1. Entry ban into the Republic of Lithuania

11.1.1. Number of aliens subject to an entry ban into the Republic of Lithuania, by citizenship

11.1.2. Number of aliens subject to an entry ban into the Republic of Lithuania in 2015, by grounds indicated in the Schengen Borders Code

11.2. Detention of aliens in the Republic of Lithuania

11.2.1. Number of aliens detained for unlawful entry into and/or illegal stay in the territory of the Republic of Lithuania or provided with an alternative to detention in 2015, by an alien's country of origin

11.2.2. Number of aliens detained for unlawful entry into and/or illegal stay in the territory of the Republic of Lithuania in 2011-2015 for a period exceeding 48 hours

11.2.3. Number of aliens accommodated at the Foreigners' Registration Centre, by an alien's country of origin

11.3. Administrative offences committed by aliens

11.3.1. Number of aliens in respect of whom administrative offence reports have been drawn up under Article 206 of the Code of Administrative Offences (CAO) (violation of the procedure for aliens' entry into, stay in, passing in transit through and exit from the Republic of Lithuania), by citizenship

11.3.2. Number of administrative offence reports drawn up on the basis of administrative offences provided for in the CAO, by committed offences

11.4. Obligation to leave, return and expulsion of aliens

11.4.1. Number of aliens obliged to leave from the Republic of Lithuania in 2011-2015, by citizenship

11.4.2. Number of aliens subject to a return decision in 2011-2015, by citizenship

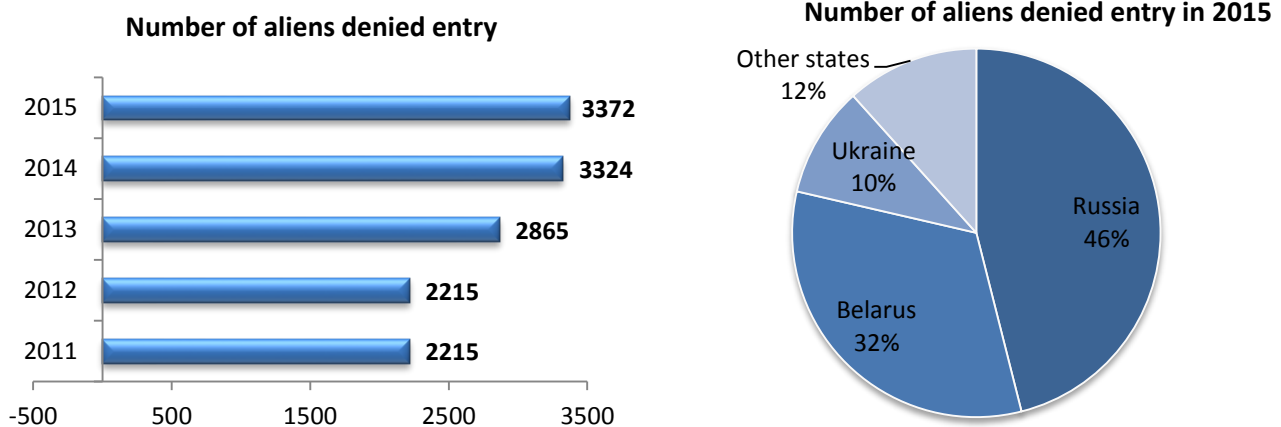
11.4.3. Number of aliens expelled from the Republic of Lithuania in 2011-2015, by citizenship

11.1. Entry ban into the Republic of Lithuania

11.1.1. Number of aliens subject to an entry ban into the Republic of Lithuania, by citizenship

Citizenship	2011	2012	2013	2014	2015
European states, including:	2 075	2 109	2 710	3 157	3 189
- Belarus	850	1 074	1 278	1 304	1 098
- Georgia	116	113	109	127	57
- Russia	1 003	806	1 197	1 562	1 553
- Ukraine	60	55	61	68	328
North American states	-	-	-	2	3
Central and South American states	1	1	3	7	8
African states	9	4	10	7	8
Asian states	128	95	141	139	158
Stateless persons	2	6	1	7	3
Unknown	-	-	-	5	3
In total	2 215	2 215	2 865	3 324	3 372

Source. 2011-2014 – data of the State Border Guard Service, 2015 – data of the Register of Aliens.



11.1.2. Number of aliens subject to an entry ban into the Republic of Lithuania in 2015, by grounds indicated in the Schengen Borders Code

Ground for entry ban	Number of aliens
A) Alien is not in possession of a valid travel document/documents	34
B) Alien has a false/counterfeit/forged travel document	4
C) Alien is not in possession of a valid visa or residence permit	1 027
D) Alien has a false/counterfeit/forged visa or residence permit	17
E) Alien does not hold documents justifying the purpose and conditions of the intended stay	868
F) Alien has already stayed in the territory of the EU Member States for 3 months within a 6-month period	217
G) Alien does not have sufficient means of subsistence for the duration and manner of the intended stay or for the return to the country of origin or transit to a third country	433
H) Alien is a person for whom an alert has been issued in the SIS or a national system for the purposes of refusing entry	112
I) Alien is considered to represent a threat to public policy, internal security, public health or international relations of one or more ES Member States	1 003
In total	3 715

Source. Data of the State Border Guard Service.

11.2. Detention of aliens in the Republic of Lithuania

11.2.1. Number of aliens detained for unlawful entry into and/or illegal stay in the territory of the Republic of Lithuania or provided with an alternative to detention in 2015, by an alien's country of origin

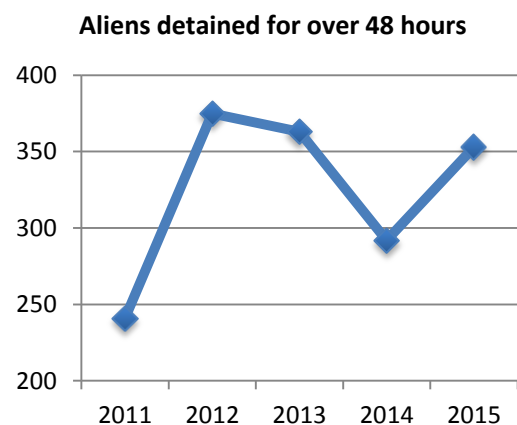
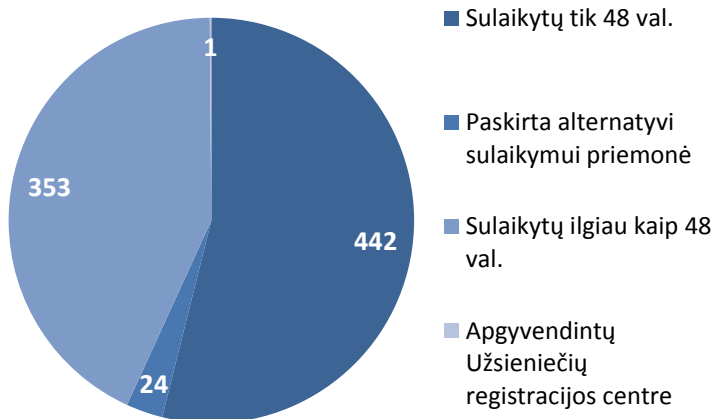
Alien's country of origin	Detained only for 48 hours	Provided with an alternative to detention, except for accommodation at the Foreigners' Registration Centre without restricting the freedom of movement	Detained for over 48 hours	Accommodated at the Foreigners' Registration Centre without restricting the freedom of movement
European states, including:	83	4	104	1
- Belarus	11	1	10	-
- Georgia	40	1	65	1
- Russia	24	2	22	-
Asian states	350	17	241	-
- Vietnam	313	16	205	-
African states	2	1	3	-
Stateless persons	1	1	-	-
Not identified	6	1	5	-
In total	442	24	353	1

Sources: Data of migration units, the State Border Guard Service and the Register of Aliens.

11.2.2. Number of aliens detained for unlawful entry into and/or illegal stay in the territory of the Republic of Lithuania in 2011-2015 for a period exceeding 48 hours

Alien's country of origin	2011	2012	2013	2014	2015
European states, including:	189	281	236	123	104
- Belarus	7	15	15	8	10
- Georgia	139	231	181	88	65
- Russia	24	27	27	23	22
North American states	-	-	-	1	-
African states	8	79	5	4	3
Asian states	37	10	120	159	241
Stateless persons	7	5	2	4	-
Not identified	-	-	-	1	5
In total	241	375	363	292	353

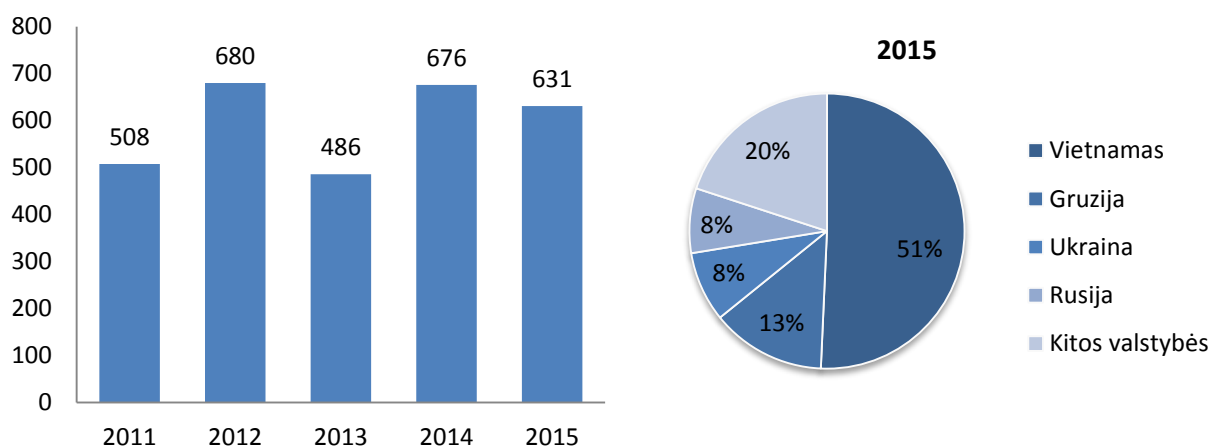
Source. Data of the Register of Aliens.



11.2.3. Number of aliens accommodated at the Foreigners' Registration Centre, by an alien's country of origin

Country of origin	2011	2012	2013	2014	2015	Country of origin	2011	2012	2013	2014	2015
Afghanistan	43	69	55	69	28	Lebanon	-	1	1	-	5
Algeria	-	2	-	1	-	Libya	2	-	-	-	2
Angola	-	1	-	-	-	Mali	-	1	-	-	-
Armenia	30	2	13	4	7	Morocco	-	-	1	-	-
Azerbaijan	-	3	4	20	12	Moldova	2	2	1	-	1
Belarus	12	25	20	13	21	Mongolia	-	1	-	-	-
Benin	-	-	-	1	-	Nepal	1	-	-	1	-
Ivory Coast (Côte d'Ivoire)	-	1	-	-	-	Nigeria	1	1	4	3	-
Egypt	2	1	2	2	-	Pakistan	-	3	1	8	3
Eritrea	-	2	-	-	-	Russia	81	61	35	68	48
Estonia	-	1	-	1	-	Serbia	-	1	-	-	-
Georgia	251	395	217	164	85	Syria	1	16	7	8	2
Guinea	1	-	3	-	-	Sudan	-	1	-	-	-
India	1	-	18	9	13	Sri Lanka	1	3	-	2	3
Iraq	3	4	1	4	5	Switzerland	-	-	-	-	1
Iran	1	-	-	1	-	Tajikistan	7	2	1	4	6
Israel	1	-	-	-	-	Togo	-	-	-	-	1
USA	-	-	-	1	-	Turkey	2	1	-	-	-
Jordan	1	-	-	-	-	Turkmenistan	-	-	1	-	-
Cameroon	-	1	-	1	1	Ukraine	3	3	5	22	52
Kazakhstan	2	2	4	3	2	Uzbekistan	5	1	4	2	2
China	2	1	-	-	-	Vietnam	-	58	81	253	320
Kyrgyzstan	37	6	2	1	10	Germany	-	-	-	1	-
Congo	3	2	-	2	1	Zimbabwe	1	-	-	-	-
Cuba	-	-	1	-	-	Unknown	10	5	3	6	-
Latvia	1	-	1	1	-						
Poland	-	1	-	-	-	In total	508	680	486	676	631

Source. Data of the Foreigners' Registration Centre.

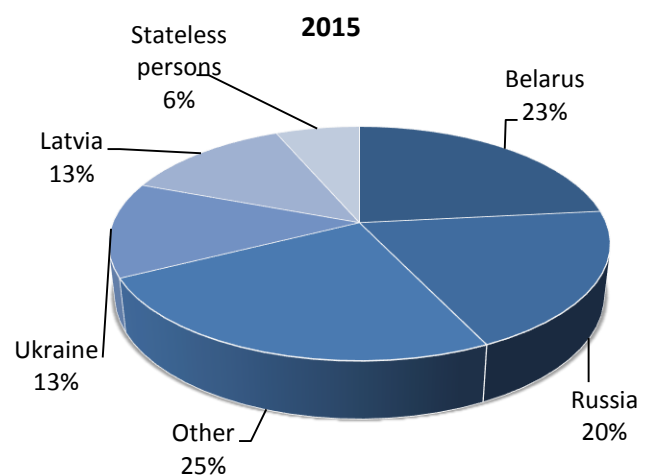
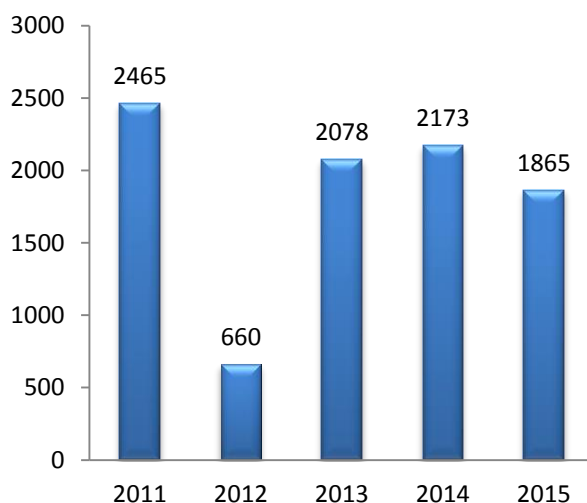


11.3. Administrative offences committed by aliens

11.3.1. Number of aliens in respect of whom administrative offence reports have been drawn up under Article 206 of the Code of Administrative Offences (CAO) (violation of the procedure for aliens' entry into, stay in, passing in transit through and exit from the Republic of Lithuania), by citizenship

Citizenship	2011	2012	2013	2014	2015
European states, including:	1 758	367	1 291	1 335	1 395
- Belarus	539	81	418	566	436
- Latvia	198	13	109	92	240
- Russia	737	155	564	608	364
- Ukraine	114	54	103	51	245
North American states, including:	13	9	16	16	11
- USA	12	9	15	9	8
Central and South American states	4	1	7	7	3
Australia and Oceania	2	-	2	-	2
African states	17	17	36	23	22
Asian states, including:	506	122	604	679	312
- India	5	3	14	13	17
- Israel	8	6	5	11	11
- Kazakhstan	135	20	133	120	17
- China	7	12	12	6	7
- Kyrgyzstan	202	22	296	443	113
- Tajikistan	48	19	69	30	87
- Uzbekistan	40	12	27	7	15
Stateless persons	165	144	122	113	120
In total	2 465	660	2 078	2 173	1 865

Source. For 2012 – data of migration units (according to the data of the State Border Guard Service, in 2012 administrative offence reports were drawn up in respect of 1 704 aliens, however, there is no information available about the citizenship of offenders), for 2011 and 2013-2015 – data of migration units and the State Border Guard Service.



11.3.2. Number of administrative offence reports drawn up on the basis of administrative offences provided for in the CAO, by committed offences

Administrative offence	2011	2012	2013	2014	2015
Article 206 of CAO (violation of the procedure for aliens' entry into, stay in, passing in transit through and exit from the Republic of Lithuania)	2 465	2 364	2 078	2 173	1 865
Article 206¹ of CAO (damage to or loss of a permanent residence permit in the Republic of Lithuania, a stateless person's travel document, a refugee's travel document or an alien's passport)	274	-	-	-	-
Article 206² of CAO (provision of accommodation to an alien not in possession of a passport or an equivalent document, a travel document, a visa of the Republic of Lithuania, a TRP or PRP)	4	7	4	4	5
Article 206³ of CAO (employment of or creation of conditions for engagement in other activities in order to earn means of subsistence for aliens not in possession of a work permit or a TRP or PRP)	4	1	7	-	1
Article 206⁵ of CAO (provision of false data for the purpose of verification of letters of invitation for aliens to enter the Republic of Lithuania or aiding an alien in obtaining, by other unlawful means, a document confirming the right to stay or reside in the Republic of Lithuania)	-	6	8	1	8
Article 206⁶ of CAO (failure to notify of changes in an alien's data)	-	-	-	-	4
In total	2 747	2 378	2 097	2 178	1 883

Source. For 2012 – data of migration units (according to the data of the State Border Guard Service, in 2012 administrative offence protocols under Article 206 of the CAO were drawn up in respect of 1 704 persons, under Article 206² of the CAO – 5 persons, under Article 206⁵ of the CAO – 6 persons), for 2011 and 2013-2015 – data of migration units and the State Border Guard Service.

11.4. Obligation to leave, return and expulsion of aliens

11.4.1. Number of aliens obliged to leave from the Republic of Lithuania in 2011-2015, by citizenship

Citizenship	2011	2012	2013	2014	2015
European states, including:	1 111	199	64	4	6
- Belarus	470	31	10	-	2
- Russia	509	151	49	1	1
- Ukraine	82	9	-	-	2
North American states	9	1	-	-	-
Central and South American states	1	-	1	-	-
Australia and Oceania	1	-	-	-	-
African states	11	2	-	1	1
Asian states, including:	483	44	9	4	5
- Kazakhstan	141	8	-	-	-
Stateless persons	2	3	2	-	-
Unknown	-	3	-	-	-
In total	1 618	252	76	9	12

Note. Until 1 February 2012, decisions were taken on grounds stipulated in Article 125 of the Law of the Republic of Lithuania on the Legal Status of Aliens regarding an alien's obligation to leave from the Republic of Lithuania, whereas since 1 February 2012, upon the entry into force of amendments to the mentioned Law – decisions regarding return to a foreign state or, if an alien is in possession of a valid document issued by another EU Member State or an EFTA State and granting the right to stay or reside in it – regarding the obligation to leave from the Republic of Lithuania to this state.

Source. Data of the Register of Aliens.

11.4.2. Number of aliens subject to a return decision in 2011-2015, by citizenship

Citizenship	2011	2012	2013	2014	2015
European states, including:	21	903	876	1 125	1 069
- Belarus	-	371	407	548	469
- Russia	6	422	346	396	283
- Ukraine	1	63	70	73	251
North American states	-	2	9	10	3
Central and South American states	-	2	5	5	3
African states	-	8	19	12	17
Asian states, including:	8	531	560	729	370
- Kazakhstan	-	132	128	121	76
Australia and Oceania	-	-	3	-	1
Stateless persons	-	3	-	-	1
Not identified	-	10	-	5	5
In total	29	1 459	1 472	1 886	1 469

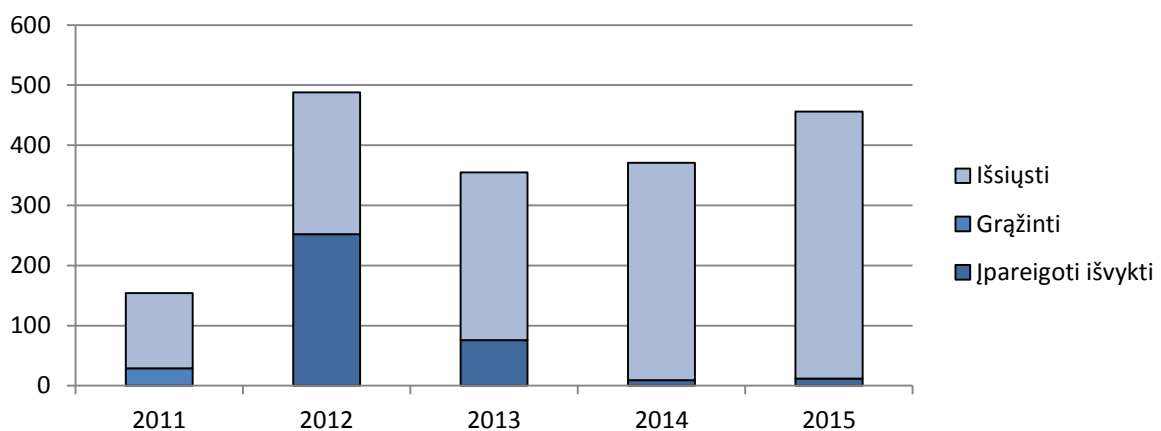
Note. Until 1 February 2012, decisions were taken on grounds stipulated in Article 125 of the Law of the Republic of Lithuania on the Legal Status of Aliens regarding an alien's obligation to leave from the Republic of Lithuania, whereas since 1 February 2012, upon the entry into force of amendments to the mentioned Law – decisions regarding return to a foreign state or, if an alien is in possession of a valid document issued by another EU Member State or an EFTA State and granting the right to stay or reside in it – regarding the obligation to leave from the Republic of Lithuania to this state.

Source. Data of the Register of Aliens.

11.4.3. Number of aliens expelled from the Republic of Lithuania in 2011-2015, by citizenship

Citizenship	2011	2012	2013	2014	2015
European states, including:	102	202	224	145	107
- Belarus	19	22	15	12	11
- Georgia	46	136	173	95	65
- Russia	21	36	26	30	24
- Ukraine	7	2	3	1	4
North American states	-	-	-	1	-
African states	1	3	1	2	2
Asian states	22	31	53	214	334
Stateless persons	-	-	1	-	1
In total	125	236	279	362	444

Source. Data of the Register of Aliens.





12. CITIZENSHIP OF THE REPUBLIC OF LITHUANIA

12.1. Acquisition of citizenship of the Republic of Lithuania

12.1.1. Acquisition of citizenship of the Republic of Lithuania in 2011-2015, by grounds for acquisition of citizenship

12.1.2. Number of persons granted citizenship of the Republic of Lithuania through naturalisation

12.1.3. Flow chart of granting of citizenship of the Republic of Lithuania to an alien through naturalisation

12.1.4. Number of persons granted citizenship of the Republic of Lithuania under the simplified procedure

12.1.5. Flow chart of granting of citizenship of the Republic of Lithuania to an alien under the simplified procedure

12.1.6. Number of persons to whom citizenship of the Republic of Lithuania has been restored, by grounds for restoration

12.1.7. Flow chart of restoration of citizenship of the Republic of Lithuania to an alien according to Article 21(2) and (3) of the Law on Citizenship

12.1.8. Flow chart of restoration of citizenship of the Republic of Lithuania to an alien according to Article 21(4) of the Law on Citizenship

12.2. Taking of an oath of allegiance to the Republic of Lithuania

12.2.1. Flow chart of taking of an oath at the Ministry of the Interior of the Republic of Lithuania

12.2.2. Flow chart of taking of an oath at a diplomatic mission or consular post of the Republic of Lithuania

12.3. Loss and renunciation of citizenship of the Republic of Lithuania

12.3.1. Number of persons who have lost citizenship of the Republic of Lithuania

12.3.2. Flow chart of loss of citizenship of the Republic of Lithuania on acquiring citizenship of another state

12.3.3. Flow chart of renunciation of citizenship of the Republic of Lithuania

12.4. Retention of the right to citizenship of the Republic of Lithuania

12.4.1. Number of decisions regarding retention of the right of aliens to citizenship of the Republic of Lithuania

12.4.2. Number of issued certificates attesting to retention of the right to citizenship of the Republic of Lithuania

12.4.3. Number of issued documents attesting to the right to reinstate citizenship of the Republic of Lithuania in 2015, by an alien's citizenship

12.4.4. Number of issued documents certifying Lithuanian descent in 2015, by an alien's citizenship

12.4.5. Issue of documents attesting to the right to reinstate citizenship of the Republic of Lithuania and certifying Lithuanian descent

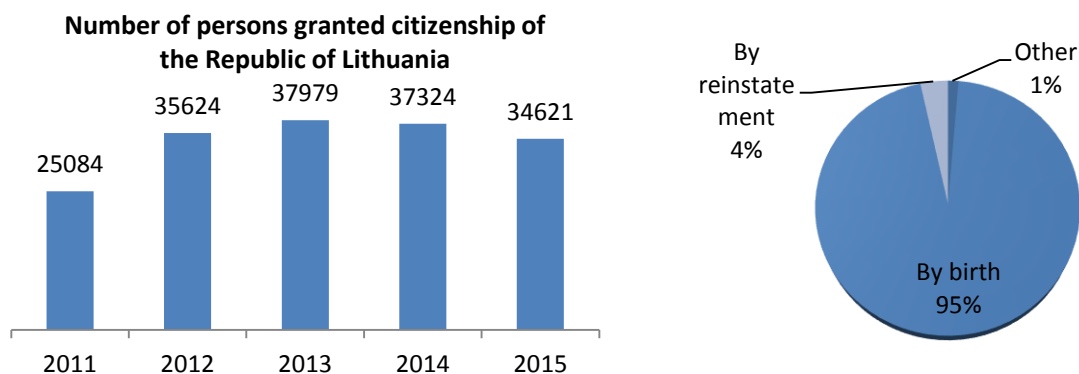
12.1. Acquisition of citizenship of the Republic of Lithuania

12.1.1. Acquisition of citizenship of the Republic of Lithuania in 2011-2015, by grounds for acquisition of citizenship

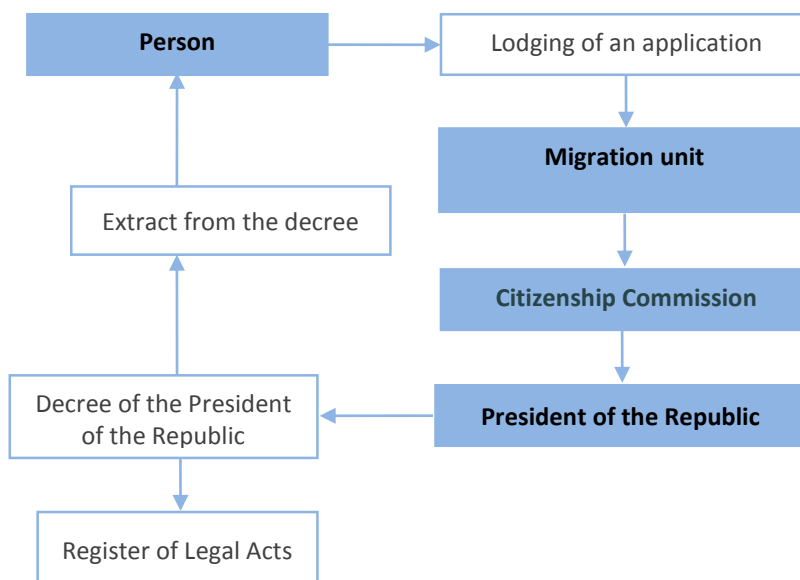
Grounds for acquisition of citizenship of the Republic of Lithuania	2011	2012	2013	2014	2015
By birth	24 389	34 252	36 461	35 668	32 972
By reinstatement	95	729	870	1 079	1 197
Under the simplified procedure	6	32	36	75	68
Through naturalisation	311	183	173	179	177
By way of exception	-	-	1	-	-
By way of restoration	34	32	37	21	23
By establishing the fact of holding of citizenship	249	396	401	302	184
In total	25 084	35 624	37 979	37 324	34 621

Note. Data for 2011 regarding the acquisition of citizenship of the Republic of Lithuania by birth, by reinstatement and under the simplified procedure are presented as of 1 April.

12.1.2. Number of persons granted citizenship of the Republic of Lithuania through naturalisation



12.1.3. Flow chart of granting of citizenship of the Republic of Lithuania to an alien through naturalisation

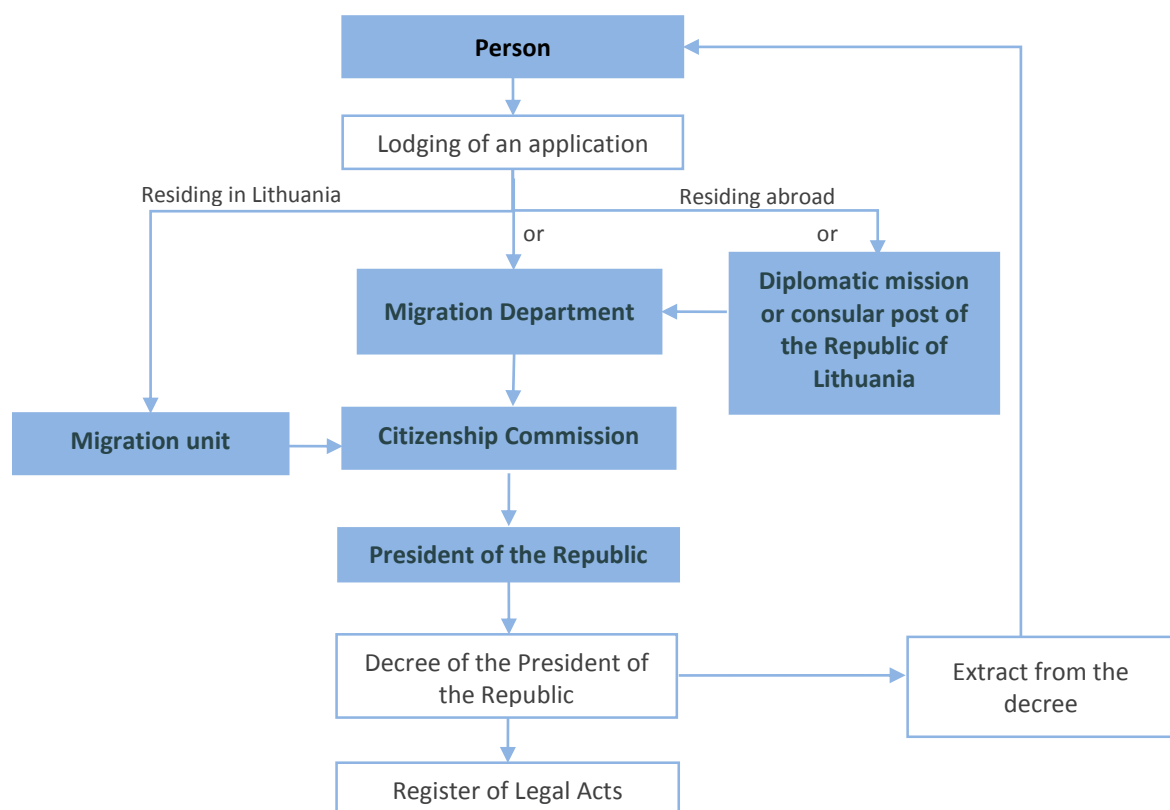


Note. A person who acquires citizenship of the Republic of Lithuania through naturalisation becomes a citizen and acquires the rights, freedoms and duties of a citizen of the Republic of Lithuania only after taking an oath of allegiance to the Republic of Lithuania.

12.1.4. Number of persons granted citizenship of the Republic of Lithuania under the simplified procedure

Citizenship of persons at the moment of lodging of an application for granting citizenship of the Republic of Lithuania	2011	2012	2013	2014	2015
Armenia	-	-	-	2	-
Azerbaijan	-	-	-	1	-
Belarus	-	-	3	8	4
Brazil	-	-	-	2	-
Georgia	1	-	3	1	3
Latvia	-	3	1	-	1
Poland	-	1	1	-	-
Moldova	-	-	1	-	-
Russia	-	3	8	20	18
Ukraine	-	4	10	24	31
Hungary	-	-	-	-	1
Stateless persons	5	21	9	17	10
In total	6	32	36	75	68

Source. Data of the Office of the President of the Republic of Lithuania.

12.1.5. Flow chart of granting of citizenship of the Republic of Lithuania to an alien under the simplified procedure

Note. A person who is granted citizenship of the Republic of Lithuania under the simplified procedure becomes a citizen and acquires the rights, freedoms and duties of a citizen of the Republic of Lithuania only after taking an oath of allegiance to the Republic of Lithuania.

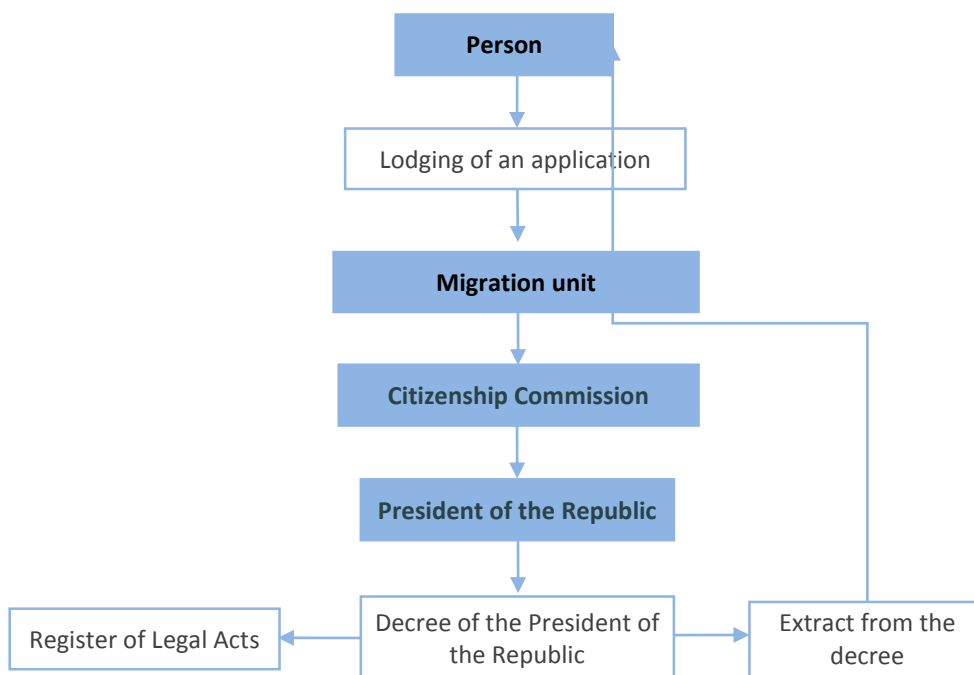
12.1.6. Number of persons to whom citizenship of the Republic of Lithuania has been restored, by grounds for restoration

Ground for restoration of citizenship of the Republic of Lithuania	2011	2012	2013	2014	2015
According to Article 20(1) of the Law on Citizenship (until 01-04-2011)	7*	2*	-	-	-
According to Article 20(2) of the Law on Citizenship (until 01-04-2011)	5*	-	-	-	-
According to Article 20(3) of the Law on Citizenship (until 01-04-2011)	19*	2*	-	-	-
According to Article 21 of the Law on Citizenship (as of 01-04-2011)	3	28	37	21	23
In total	34	32	37	21	23

* On the basis of applications received until 1 April 2011.

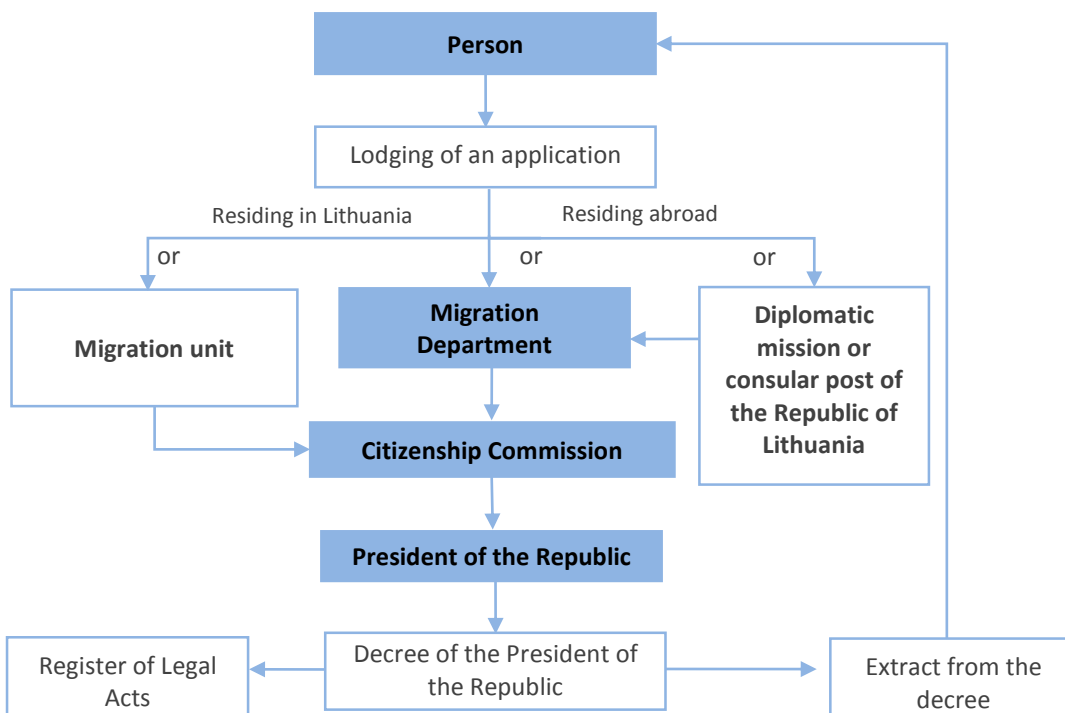
Source. Data of the Office of the President of the Republic of Lithuania and the Migration Department.

12.1.7. Flow chart of restoration of citizenship of the Republic of Lithuania to an alien according to Article 21(2) and (3) of the Law on Citizenship



Note. A person who is granted citizenship of the Republic of Lithuania by way of restoration becomes a citizen and acquires the rights, freedoms and duties of a citizen of the Republic of Lithuania only after taking an oath of allegiance to the Republic of Lithuania.

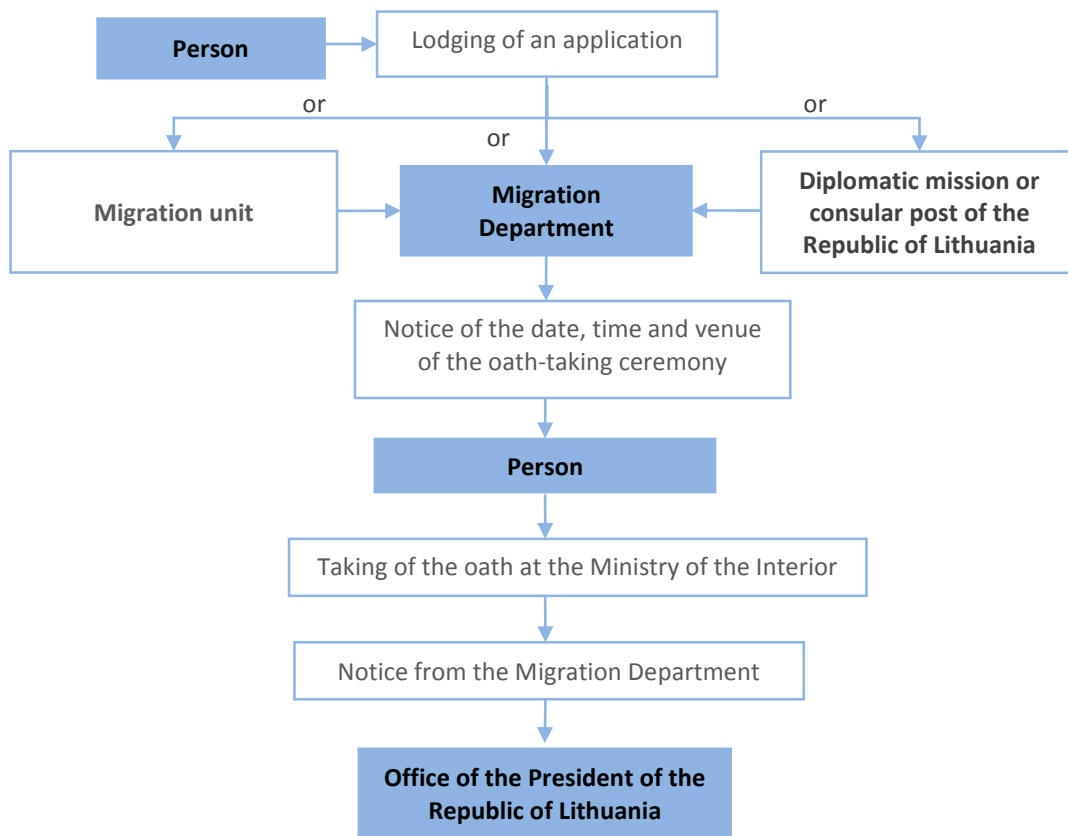
12.1.8. Flow chart of restoration of citizenship of the Republic of Lithuania to an alien according to Article 21(4) of the Law on Citizenship



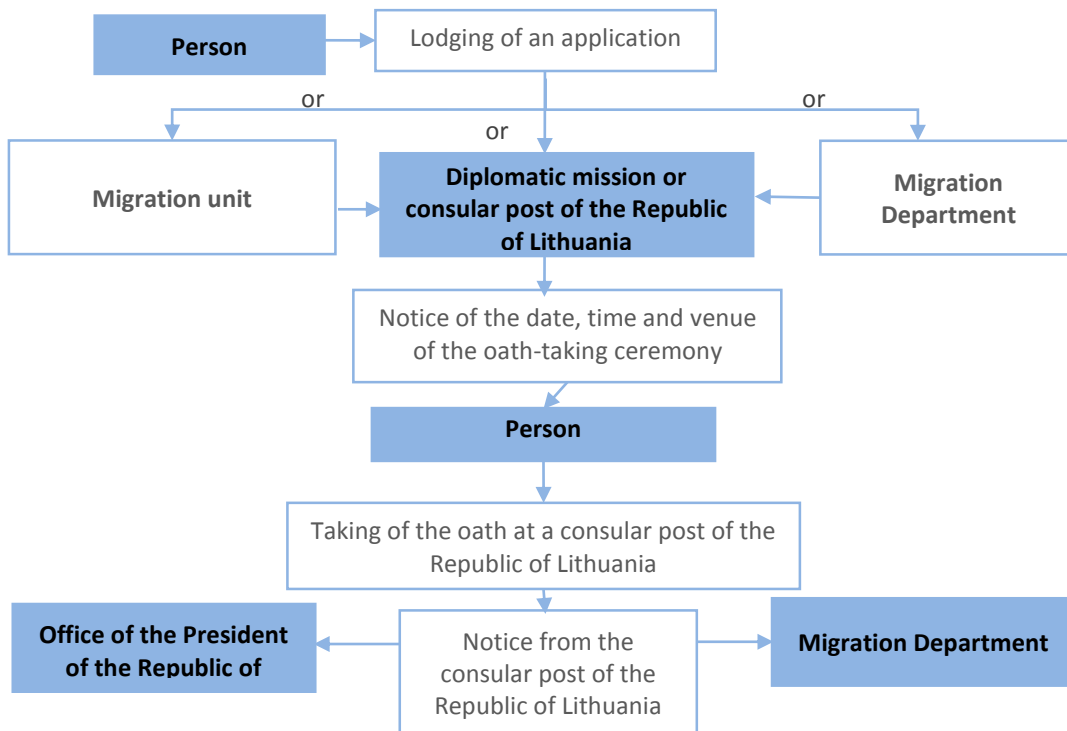
Note. A person who is granted citizenship of the Republic of Lithuania by way of restoration becomes a citizen and acquires the rights, freedoms and duties of a citizen of the Republic of Lithuania only after taking an oath of allegiance to the Republic of Lithuania.

12.2. Taking of an oath of allegiance to the Republic of Lithuania

12.2.1. Flow chart of taking of an oath at the Ministry of the Interior of the Republic of Lithuania



12.2.2. Flow chart of taking of an oath at a diplomatic mission or consular post of the Republic of Lithuania

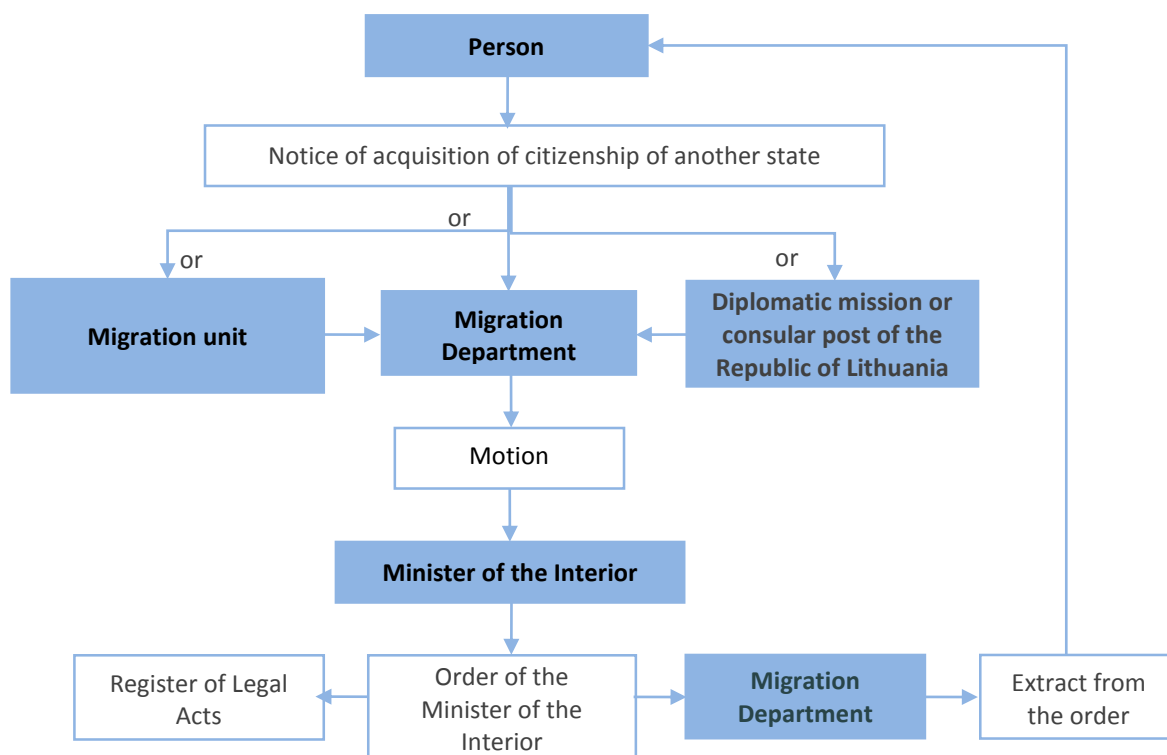


12.3. Loss and renunciation of citizenship of the Republic of Lithuania

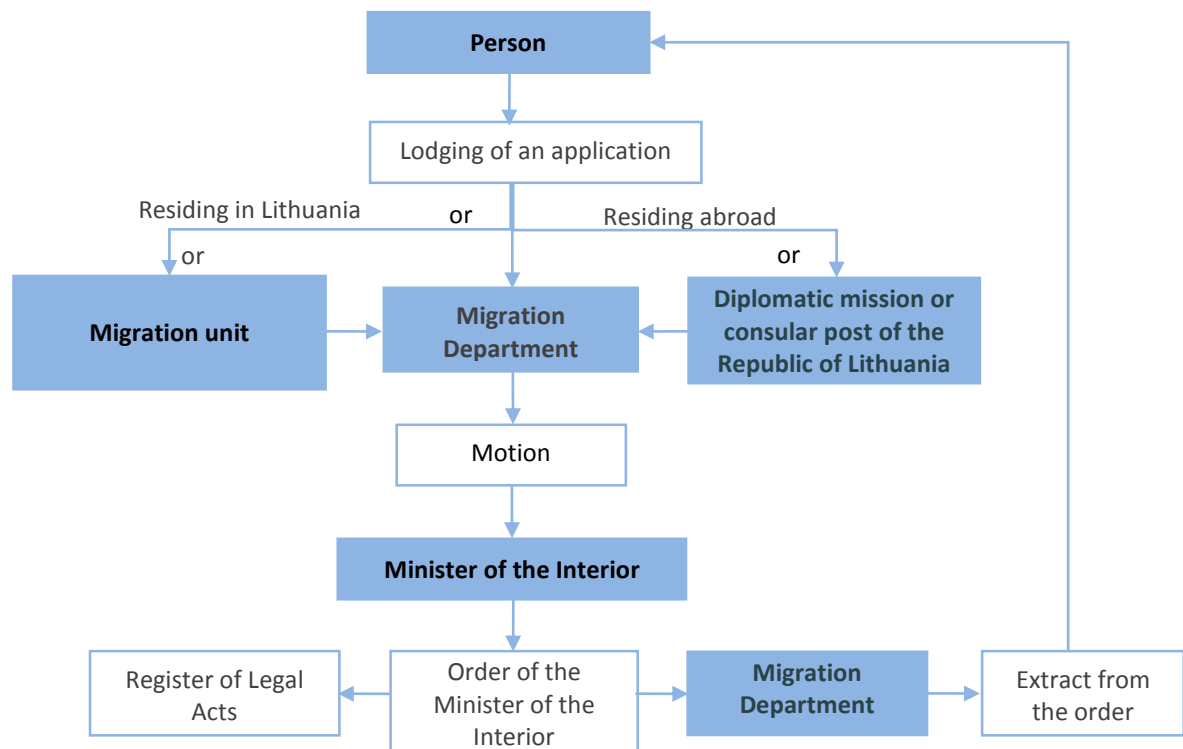
12.3.1. Number of persons who have lost citizenship of the Republic of Lithuania

Ground for losing citizenship of the Republic of Lithuania	2011	2012	2013	2014	2015
On renouncing citizenship of the Republic of Lithuania	71	26	43	40	31
On acquiring citizenship of another state	543	419	409	800	606
Failure to renounce citizenship of another state on reaching 21 years of age (in force until 28 November 2015)	-	-	-	2	4
In total	614	445	452	842	641

12.3.2. Flow chart of loss of citizenship of the Republic of Lithuania on acquiring citizenship of another state



12.3.3. Flow chart of renunciation of citizenship of the Republic of Lithuania



12.4. Retention of the right to citizenship of the Republic of Lithuania

12.4.1. Number of decisions regarding retention of the right of aliens to citizenship of the Republic of Lithuania

Citizenship	2011*	2012*
Armenia	-	2
Azerbaijan	-	1
Belarus	84	7
Stateless persons	1	-
Brazil	1	1
Georgia	-	1
Israel	6	-
USA	3	-
Kazakhstan	5	-
Latvia	-	-
Moldova	5	-
Russia	32	4
Ukraine	9	3
Uruguay	-	1
Uzbekistan	1	-
Germany	-	1
In total	147	21

* On the basis of applications received until 1 April 2011.

Note. Decisions have ceased to be taken and certificates attesting to retention of the right to citizenship of the Republic of Lithuania have ceased to be issued to aliens since 01-01-2013.

12.4.2. Number of issued certificates attesting to retention of the right to citizenship of the Republic of Lithuania

Citizenship	2011	2012
Armenia	-	2
Azerbaijan	-	2
Belarus	57	132
Stateless persons	3	8
Brazil	1	-
Georgia	1	1
Israel	3	2
USA	1	1
Kazakhstan	3	5
Latvia	-	-
Poland	-	1
Russia	33	47
Ukraine	9	11
Uruguay	1	1
Uzbekistan	1	-
In total	113	213

Note. Certificates attesting to retention of the right to citizenship of the Republic of Lithuania have ceased to be issued to aliens since 01-01-2013.

12.4.3. Number of issued documents attesting to the right to reinstate citizenship of the Republic of Lithuania in 2015, by an alien's citizenship

Citizenship	2013	2014	2015
Belarus	31	137	81
Israel	1	3	-
Canada	-	1	-
Kazakhstan	1	-	-
Latvia	-	1	-
Russia	10	14	28
Ukraine	2	1	1
In total	45	157	110

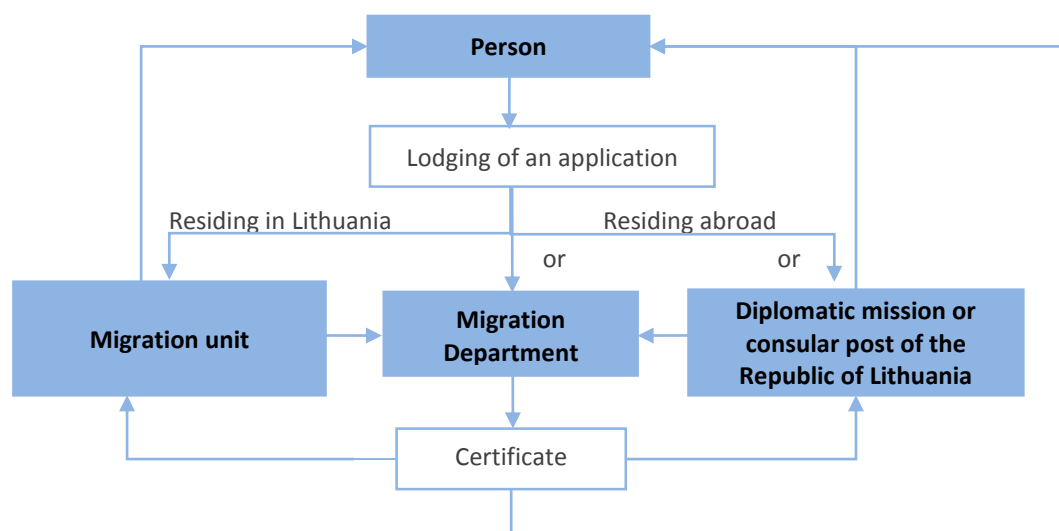
Note. Documents attesting to the right to reinstate citizenship of the Republic of Lithuania have been issued since 01-01-2013

12.4.4. Number of issued documents certifying Lithuanian descent in 2015, by an alien's citizenship

Citizenship	2013	2014	2015
Belarus	61	326	392
USA	-	-	1
Poland	1	-	-
Netherlands	-	1	-
Russia	11	30	18
Ukraine	4	2	1
In total	77	359	412

Note. Documents certifying Lithuanian descent have been issued since 01-01-2013.

12.4.5. Issue of documents attesting to the right to reinstate citizenship of the Republic of Lithuania and certifying Lithuanian descent





13. REPRESENTATION BEFORE COURTS

13.1. Data on representation before administrative courts in matters within the remit of the Migration Department in 2015, by citizenship of persons who have filed appeals

13.2. Data on representation before administrative courts in matters within the remit of the Migration Department in 2015, by subject of an appeal

13.3. Data on representation before administrative courts in matters within the remit of migration units in 2015, by subject of an appeal

13.1. Data on representation before administrative courts in matters within the remit of the Migration Department in 2015, by citizenship of persons who have filed appeals

Citizenship	Proceedings initiated			Participation in proceedings as a third party	Decisions to uphold a decision of the Migration Department			Decisions to revoke a decision of the Migration Department			Decisions to terminate administrative proceedings or to leave the appeal unheard		
	VRAC	SACL	In total		VRAC	SACL	In total	VRAC	SACL	In total	VRAC	SACL	In total
Afghanistan	1	-	1	-	1	-	1	-	-	-	1	-	1
Australia	-	-	-	1	-	-	-	-	-	-	-	-	-
Azerbaijan	5	-	5	1	-	-	-	-	-	-	-	-	-
Belarus	8	-	8	-	9	1	10	1	1	2	1	-	1
Benin	1	-	1	-	-	-	-	-	-	-	1	-	1
Egypt	1	-	1	-	1	-	1	-	-	-	-	-	-
Georgia	18	-	18	-	9	-	9	-	-	-	10	-	10
Guinea	-	-	-	-	-	1	1	-	-	-	-	-	-
India	6	1	7	-	2	-	2	-	1	1	1	-	1
Iraq	1	1	2	-	-	-	-	-	-	-	1	-	1
Iran	2	2	4	-	1	1	2	-	1	1	-	-	-
Israel	-	1	1	1	-	-	-	-	1	1	-	-	-
Cameroon	2	-	2	-	-	-	-	-	-	-	-	-	-
Kazakhstan	1	-	1	-	1	-	1	-	-	-	-	-	-
Kenia	-	-	-	-	-	-	-	-	-	-	1	-	1
Kyrgyzstan	1	-	1	-	-	-	-	-	-	-	-	-	-
Lebanon	2	-	2	1	-	-	-	-	-	-	-	-	-
Libya	2	-	2	-	1	-	1	-	-	-	-	-	-
Nepal	-	-	-	-	1	-	1	-	-	-	-	-	-
Nigeria	4	3	7	1	4	1	5	1	1	2	-	-	-
Pakistan	43	10	53	1	12	3	15	14	4	18	3	-	3
Russia	8	4	12	1	11	10	21	1	1	2	3	-	3
Togo	1	-	1	-	-	-	-	-	-	-	-	-	-
Turkey	2	-	2	-	1	-	1	-	-	-	-	-	-
Ukraine	16	7	23	-	10	5	15	-	1	1	3	1	4
Uruguay	-	-	-	1	-	-	-	-	-	-	-	-	-
Vietnam	3	1	4	-	4	-	4	-	-	-	1	1	2
Stateless persons	5	-	5	-	1	-	1	1	1	2	-	-	-
In total	133	30	163	8	69	22	91	18	12	30	26	2	28

13.2. Data on representation before administrative courts in matters within the remit of the Migration Department in 2015, by subject of an appeal

Subject of an appeal	Proceedings initiated		VRAC			SACL		
	VRAC	SACL	Decision of the Migration Department upheld	Decisions to terminate the administrative proceedings and to leave the appeal unheard	Decision of the Migration Department revoked	Decision of the Migration Department upheld	Decisions to terminate the administrative proceedings and to leave the appeal unheard	Decision of the Migration Department revoked
Regarding citizenship	1	-	1	-	-	-	-	1
Regarding refusal to issue a permanent residence permit / withdrawal of a permanent residence permit	4	2	5	1	-	2	-	1
Regarding a decision to refuse to issue a temporary residence permit / to renew/withdraw a temporary residence permit	47	7	22	8	5	4	-	4
Regarding refusal to grant asylum	48	14	38	16	2	14	2	3
Regarding a visa	3	1	1	-	1	-	-	-
Regarding revocation of a decision to expel an alien from the Republic of Lithuania	1	-	-	-	-	-	-	-
Regarding entry ban into the Republic of Lithuania	28	6	2	1	10	2	-	3
Regarding an alien's passport	1	-	-	-	-	-	-	-
In total	133	30	69	26	18	22	2	12

13.3. Data on representation before administrative courts in matters within the remit of migration units in 2015, by subject of an appeal

Subject of an appeal	Regional administrative courts			SACL		In total
	Decision upheld	Decisions to terminate the administrative proceedings and to leave the appeal unheard	Decision revoked	Decision upheld	Decision revoked	
Regarding a temporary residence permit in the Republic of Lithuania	-	2	1	1	-	4
Regarding verification of a letter of invitation	-	-	-	1	-	1
Regarding the obligation to leave from the Republic of Lithuania / return	2	1	-	-	1	4
In total	2	3	1	2	1	9

Source. Data of migration units.



14. CONSULAR FEE, STATE FEE AND FINES

- 14.1. Collection of the consular fee for the issue of visas, other documents and the provision of consular services
- 14.2. Collection of the state fee
- 14.3. Fines for administrative offences in accordance with articles of the Code of Administrative Offences (CAO)

14.1. Collection of the consular fee for the issue of visas, other documents and the provision of consular services

(In thousands EUR)

Object of the consular fee	2011	2012	2013	2014	2015
For the issue of a visa	12 959.9	15 676.3	17 516.7	17 408.0	15 941.9
For the issue of a facilitated transit document	62.6	88.9	99.6	82.2	77.3
For the provision of other consular services	2 046.1	2 253.4	2 357.6	2 645.4	2 598.8
In total	15 068.6	18 018.6	19 973.9	20 135.6	18 618.0

Note. The consular fee for 2011-2014 has been converted to the euro at the official exchange rate of the litas to the euro (EUR 1 – LTL 3.4528).

Source. Data of the Consular Department of the Ministry of Foreign Affairs of the Republic of Lithuania.

14.2. Collection of the state fee

(In thousands EUR)

Object of the fee	2011	2012	2013	2014	2015
For the issue/renewal of an identity card	2 542.5	2 642.9	3 646.1	3 292.4	3 212.0
For the issue/renewal of a passport of the Republic of Lithuania	8 560.2	8 323.2	9 109.0	8 147.0	7 734.6
For the examination of applications regarding citizenship of the Republic of Lithuania	2.1	9.6	21.2	26.5	68,8
For the issue of documents attesting to the right to reinstate citizenship of the Republic of Lithuania or certifying Lithuanian descent	1.2	1.2	0.9	1.6	1.0
For the issue of a certificate to a citizen of an EU Member State attesting to his right to reside in the Republic of Lithuania	-	16.0	12.9	9.1	13.1
For the issue of an EU residence permit (temporary and permanent)	-	1.5	1.7	3.9	3.1
For the issue/renewal of a PRP	77.2	158.8	243.4	219.6	196.2
For the issue/renewal of a TRP	850.8	1 308.0	1 543.6	2 479.9	2 561.1
For the issue of a visa of the Republic of Lithuania, extension of its period of validity	124.7	75.7	63.6	63.7	102.1
For the issue/renewal of a stateless person's travel document	13.8	22.7	17.8	15.7	14.7
For the verification of a natural or legal person's letter of invitation	501.4	558.2	607.8	481.1	431.6
For the issue/renewal of a refugee's travel document	0.3	0.3	1.0	0.6	0.6
For the issue/renewal of an alien's passport	1.2	1.9	2.0	1.8	1.7
For the provision of other services	15.1	17.8	19.5	13.9	1.2
In total	12 690.5	13 137.8	15 290.5	14 756.8	14 341.8

Note. The state fee for 2011-2014 has been converted to the euro at the official exchange rate of the litas to the euro (EUR 1 – LTL 3.4528).

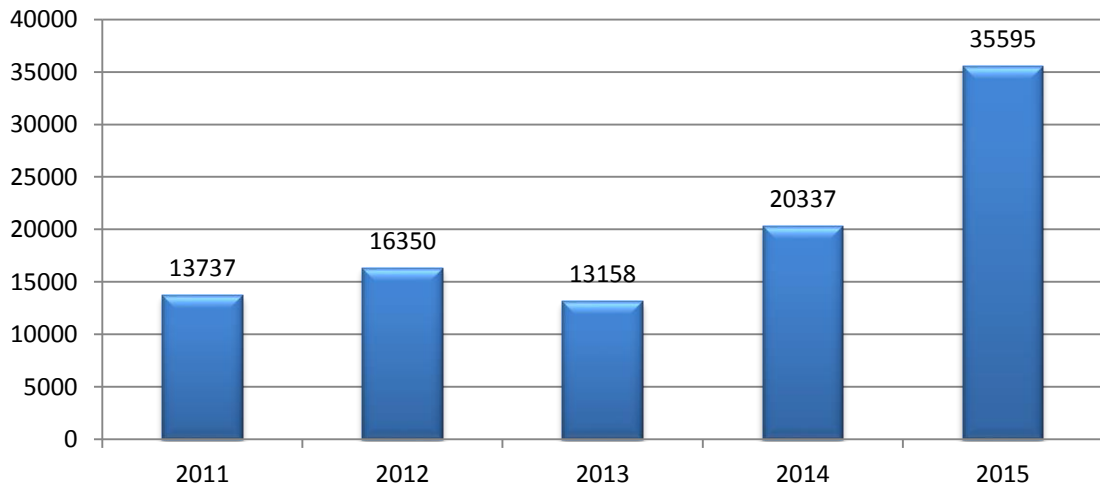
Sources: Data of the Office of the President of the Republic of Lithuania, the Migration Department, migration units, the State Border Guard Service.

14.3. Fines for administrative offences in accordance with articles of the Code of Administrative Offences (CAO) (In EUR)

Articles of CAO	Fines paid				
	2011	2012	2013	2014	2015
Article 200	714	931	586	2 090	1 816
Article 201 ²	-	727	458	465	384
Article 204	14	22	22	7	14
Article 204 ¹	14	116	-	36	28
Article 206	9 358	13 867	10 137	17 558	32 739
Article 206 ¹	2 334	-	-	-	-
Article 206 ²	-	72	217	145	180
Article 206 ³	1 303	579	1 738	36	434
Article 206 ⁵	-	36	-	-	-
In total	13 737	16 350	13 158	20 337	35 595

Note. The state fee for 2011-2014 has been converted to the euro at the official exchange rate of the litas to the euro (EUR 1 – LTL 3.4528).

Source. Data of migration units.





15. ANNEXES

Annex 1. Number of aliens residing in the Republic of Lithuania as at the beginning of 2016, by citizenship

Annex 2. Number of TRP issued or renewed to aliens in 2015, by citizenship

Annex 3. Number of PRP issued or renewed to aliens in 2015, by citizenship

Annex 4. Number of aliens subject to an entry ban into the Republic of Lithuania in 2015, by citizenship

Annex 5. Number of aliens who were imposed the obligation to leave from the Republic of Lithuania or were subject to a return decision in 2015, by citizenship of the aliens

Annex 6. Number of aliens expelled from the Republic of Lithuania in 2015, by citizenship

Annex 1. Number of aliens residing in the Republic of Lithuania as at the beginning of 2016, by citizenship

Citizenship	In total	Document attesting to an alien's legal status in the Republic of Lithuania					
		Certificate	Permanent certificate	EU residence card	EU permanent residence card	TRP	PRP
Afghanistan	82	-	-	-	-	39	43
Ireland	40	27	13	-	-	-	-
Albania	33	-	-	3	-	29	1
Algeria	22	-	-	1	-	16	5
Argentina	10	-	-	-	-	5	5
Armenia	432	-	-	2	-	179	251
Australia	19	-	-	1	-	10	8
Austria	32	19	13	-	-	-	-
Azerbaijan	356	-	-	8	-	236	112
Bahrein	1	-	-	-	-	1	-
Belarus	6 101	-	-	37	3	3 838	2 223
Bangladesh	10	-	-	2	-	8	-
Belgium	69	52	17	-	-	-	-
Belize	1	-	-	-	-	-	1
Benin	1	-	-	-	-	1	-
Bolivia	2	-	-	1	-	-	1
Bosna and Herzegovina	4	-	-	1	-	3	-
Brazil	31	-	-	3	-	21	7
Bulgaria	124	78	46	-	-	-	-
Bhutan	1	-	-	-	-	1	-
Czech Republic	34	27	7	-	-	-	-
Chile	7	-	-	2	-	4	1
Denmark	162	84	78	-	-	-	-
Dominican Republic	1	-	-	-	-	1	-

Ivory Coast (Côte d'Ivoire)	1	-	-	1	-	-	-
Egypt	82	-	-	3	-	46	33
Ecuador	5	-	-	-	-	4	1
Eritrea	8	-	-	-	-	1	7
Estonia	130	75	55	-	-	-	-
Ethiopia	6	-	-	2	-	1	3
Fiji	1	-	-	-	-	1	-
Philippines	23	-	-	1	-	20	2
Gambia	2	-	-	1	-	1	-
Ghana	4	-	-	-	-	4	-
Greece	50	42	8	-	-	-	-
Georgia	426	-	-	8	-	331	87
Guinea	1	-	-	-	-	1	-
Haiti	1	-	-	-	-	1	-
Honduras	2	-	-	-	-	2	-
India	358	-	-	15	-	329	14
Indonesia	3	-	-	1	-	1	1
Iraq	35	-	-	1	-	25	9
Iran	213	-	-	2	-	203	8
Iceland	16	12	4	-	-	-	-
Spain	203	154	49	-	-	-	-
Italy	338	261	77	-	-	-	-
Israel	355	-	-	5	1	159	190
Jamaica	1	-	-	-	-	1	-
Japan	28	-	-	2	-	16	10
USA	395	-	-	12	2	238	143
Yemen	1	-	-	1	-	-	-
Jordan	12	-	-	-	-	10	2
United Kingdom	278	186	92	-	-	-	-
Montenegro	2	-	-	-	-	1	1
Cambodia	6	-	-	-	-	4	2

Cameroon	14	-	-	3	-	11	-
Canada	44	-	-	-	-	34	10
Kazakhstan	347	-	-	1	-	171	175
Kenya	2	-	-	-	-	2	-
China	368	-	-	3	-	242	123
Cyprus	3	3	-	-	-	-	-
Kyrgyzstan	54	-	-	3	-	36	15
Columbia	7	-	-	1	-	2	4
Congo	2	-	-	1	-	1	-
Democratic Republic of the Congo	20	-	-	1	-	18	1
Kosovo	6	-	-	-	-	3	3
Costa Rica	7	-	-	-	-	6	1
Croatia	40	37	3	-	-	-	-
Cuba	4	-	-	-	-	4	-
Latvia	955	595	360	-	-	-	-
Poland	726	341	385	-	-	-	-
Lebanon	165	-	-	-	-	114	51
Liberia	1	-	-	-	-	1	-
Libya	14	-	-	1	-	13	-
Luxembourg	1	-	1	-	-	-	-
Madagascar	1	-	-	-	-	-	1
Macedonia	12	-	-	-	-	7	5
Malaysia	5	-	-	-	-	5	-
Mali	1	-	-	-	-	-	1
Malta	9	8	1	-	-	-	-
Morocco	17	-	-	2	-	10	5
Mauritius	3	-	-	-	-	3	-
Mexico	24	-	-	2	-	13	9
Moldova	208	-	-	5	1	128	74
Mongolia	1	-	-	-	-	-	1

New Zealand	7	-	-	-	1	5	1
Namibia	2	-	-	-	-	1	1
Nepal	15	-	-	-	-	12	3
Nigeria	241	-	-	18	-	217	6
Netherlands	120	75	45	-	-	-	-
Norway	121	78	43	-	-	-	-
Pakistan	185	-	-	22	-	151	12
Palestine	2	-	-	-	-	1	1
Panama	2	-	-	-	-	2	-
SAR	8	-	-	2	-	3	3
Paraguay	1	-	-	-	-	-	1
Peru	17	-	-	2	-	7	8
South Korea	32	-	-	1	1	26	4
Portugal	72	65	7	-	-	-	-
France	238	171	67	-	-	-	-
Rwanda	3	-	-	-	-	3	-
Romania	311	295	16	-	-	-	-
Russia	13 897	-	-	82	6	4 492	9 317
Saudi Arabia	1	-	-	-	-	1	-
Saint Kitts and Nevis	1	-	-	1	-	-	-
Salvador	1	-	-	-	-	1	-
Serbia	18	-	-	1	-	13	4
Singapore	1	-	-	-	-	1	-
Syria	68	-	-	1	-	56	11
Slovakia	33	30	3	-	-	-	-
Slovenia	9	8	1	-	-	-	-
Somali	3	-	-	-	-	1	2
Finland	98	59	39	-	-	-	-
Sri Lanka	62	-	-	1	-	60	1
Sweden	160	114	46	-	-	-	-

Switzerland	22	13	9	-	-	-	-
Tajikistan	52	-	-	1	-	45	6
Thailand	22	-	-	1	-	20	1
Taiwan	5	-	-	-	-	5	-
Togo	1	-	-	-	-	-	1
Tunisia	15	-	-	-	-	10	5
Turkey	258	-	-	3	-	177	78
Turkmenistan	23	-	-	-	-	16	7
Ukraine	6 050	-	-	46	8	4 573	1 423
Uruguay	8	-	-	1	-	3	4
Uzbekistan	156	-	-	1	-	93	62
Venezuela	2	-	-	-	-	2	-
Hungary	34	26	8	-	-	-	-
Vietnam	108	-	-	-	-	17	91
Germany	708	361	347	-	-	-	-
Zambia	1	-	-	-	-	1	-
Zimbabwe	2	-	-	-	-	2	-
Stateless persons	3 466	-	-	16	6	75	3 369
In total	40 284	3 296	1 840	339	29	16 708	18 072

Annex 2. Number of TRP issued or renewed to aliens in 2015, by citizenship

Citizenship	In total	Issued TRP	Renewed TRP
Afghanistan	48	22	26
Albania	30	17	13
Algeria	23	12	11
Argentina	6	2	4
Armenia	194	83	111
Australia	13	5	8
Azerbaijan	263	127	136
Bahrein	1	-	1
Belarus	3 998	1 388	2 610
Bangladesh	9	6	3
Barbados	1	1	-
Benin	1	-	1
Bosnia and Herzegovina	4	2	2
Brazil	25	13	12
Bhutan	1	1	-
Chile	4	1	3
Dominican Republic	1	-	1
Ivory Coast (Côte d'Ivoire)	1	-	1
Egypt	57	22	35
Ecuador	5	2	3
Eritrea	1	1	-
Ethiopia	1	1	-
Fiji	1	-	1
Philippines	22	9	13
Gambia	1	1	-
Ghana	4	3	1
Georgia	369	209	160
Guinea	1	-	1
Haiti	1	1	-
Honduras	2	1	1
India	395	293	102
Indonesia	1	1	-
Iraq	31	24	7
Iran	218	140	78
Israel	196	44	152
Jamaica	3	-	3
Japan	18	7	11
USA	262	114	148
Jordan	11	7	4
Montenegro	1	-	1
Cambodia	5	-	5
Cameroon	15	8	7
Canada	43	18	25
Kazakhstan	178	89	89
Kenya	2	1	1
China	266	133	133
Kyrgyzstan	39	10	29
Columbia	2	2	-

Congo	1	-	1
Democratic Republic of the Congo	27	10	17
Kosovo	3	-	3
Costa Rica	7	3	4
Cuba	4	-	4
Lebanon	133	50	83
Liberia	1	-	1
Libya	14	12	2
Macedonia	6	3	3
Malaysia	5	4	1
Morocco	13	9	4
Mauritius	4	-	4
Mexico	16	6	10
Moldova	144	63	81
Namibia	1	-	1
New Zealand	7	2	5
Nepal	19	8	11
Nigeria	267	115	152
Pakistan	169	104	65
Palestine	1	1	-
Panama	2	1	1
SAR	3	2	1
Peru	9	3	6
South Korea	31	9	22
Rwanda	4	2	2
Russia	4 711	2 224	2 487
Salvador	2	-	2
Saudi Arabia	1	1	-
Serbia	19	9	10
Singapore	1	1	-
Syria	74	49	25
Somali	1	1	-
Sri Lanka	87	52	35
Tajikistan	52	27	25
Thailand	23	7	16
Taiwan	6	3	3
Tunisia	14	3	11
Turkey	207	105	102
Turkmenistan	15	1	14
Ukraine	5 121	2 989	2 132
Uruguay	4	2	2
Uzbekistan	113	59	54
Venezuela	3	1	2
Vietnam	20	9	11
Zambia	1	-	1
Zimbabwe	2	1	1
Stateless persons	86	31	55
In total	18 228	8 803	9 425

Annex 3. Number of PRP issued or renewed to aliens in 2015, by citizenship

Citizenship	In total	Issued PRP	Renewed PRP
Afghanistan	10	4	6
Algeria	1	1	-
Argentina	2	1	1
Armenia	62	13	49
Australia	1	1	-
Azerbaijan	22	5	17
Belarus	555	87	468
Belize	1	-	1
Egypt	8	6	2
Ecuador	1	-	1
Eritrea	1	1	-
Ethiopia	1	-	1
Philippines	1	-	1
Georgia	27	6	21
India	4	4	-
Indonesia	1	1	-
Iraq	1	1	-
Iran	4	2	2
Israel	46	10	36
Japan	1	-	1
USA	38	14	24
Jordan	1	-	1
Cambodia	2	2	-
Canada	2	1	1
Kazakhstan	46	7	39
China	32	3	29
Kyrgyzstan	1	1	-
Lebanon	10	2	8
Mali	1	1	-
Morocco	2	1	1
Mexico	4	2	2
Moldova	13	3	10
Nepal	1	1	-
Nigeria	3	2	1
Pakistan	3	2	1
SAR	1	-	1
Peru	2	1	1
Russia	1 957	199	1 758
Syria	3	3	-
Somali	1	-	1
Tajikistan	3	3	-
Tunisia	2	2	-
Turkey	25	12	13
Turkmenistan	2	1	1
Ukraine	374	175	199
Uzbekistan	9	6	3
Vietnam	42	-	42
Stateless persons	772	27	745
In total	4 102	614	3 488

Annex 4. Number of aliens subject to an entry ban into the Republic of Lithuania in 2015, by citizenship

Citizenship	Number of aliens
Afghanistan	4
Albania	3
Armenia	51
Azerbaijan	66
Belarus	1 098
Bangladesh	3
Egypt	4
Ecuador	1
Ghana	1
Georgia	57
India	11
Indonesia	1
Iran	3
Israel	4
USA	2
Jordan	3
Cameroon	2
Canada	1
Kazakhstan	36
Kenya	1
China	9
Kyrgyzstan	23
Columbia	1
Cuba	5
Mexico	1
Moldova	24
Mongolia	3
Pakistan	2
Russia	1 553
Serbia	2
Syria	11
Sri Lanka	4
Tajikistan	30
Turkey	5
Turkmenistan	1
Ukraine	328
Uzbekistan	10
Germany	2
Stateless persons	3
Not identified	3
In total:	3 372

Annex 5. Number of aliens who were imposed the obligation to leave from the Republic of Lithuania or were subject to a return decision in 2015, by citizenship of the aliens

Citizenship	Number of decisions	Citizenship	Number of decisions
Algeria	1	Malaysia	1
Armenia	6	Morocco	1
Australia	1	Mauritius	1
Azerbaijan	19	Moldova	1
Belarus	471	Mongolia	2
Bosnia and Herzegovina	1	Mozambique	1
Brazil	1	Nepal	1
Egypt	2	Nigeria	7
Philippines	4	Pakistan	13
Georgia	19	Palestine	2
India	8	SAR	2
Iran	3	South Korea	1
Israel	9	Russia	284
USA	2	Serbia	5
Jordan	1	Syria	1
United Kingdom	1	Tajikistan	99
Cameroon	1	Tanzania	1
Canada	1	Turkey	13
Kazakhstan	76	Turkmenistan	2
China	5	Ukraine	253
Kyrgyzstan	119	Uzbekistan	17
Kosovo	1	Venezuela	1
Cuba	1	Vietnam	4
Latvia	1	Stateless persons	1
Lebanon	7	Not identified	5
Libya	1	In total:	1 481

Annex 6. Number of aliens expelled from the Republic of Lithuania in 2015, by citizenship

Citizenship	Number of aliens
Armenia	2
Belarus	11
Georgia	65
India	8
Cameroon	1
Kyrgyzstan	6
Democratic Republic of the Congo	1
Moldova	1
Pakistan	1
Russia	24
Tajikistan	5
Ukraine	4
Uzbekistan	1
Vietnam	313
Stateless persons	1
In total	444

MIGRATION YEARBOOK 2015

Prepared by **Janas Vidickas**

Layout Violeta Skripkina

Migration Department
under the Ministry of the Interior of the Republic of Lithuania
L. Sapiegos Str. 1, LT-10312 Vilnius
Phone (+370 5) 271 7112, fax (+370 5) 271 8210
E-mail: mdinfo@vrm.lt
www.migracija.lt