



MIGRATION YEARBOOK 2014





**MIGRATION DEPARTMENT
UNDER THE MINISTRY OF THE INTERIOR OF THE REPUBLIC OF LITHUANIA**

MIGRATION YEARBOOK 2014

Vilnius, 2015

PREFACE



In front of you there is the Migration Yearbook 2014. This is already the eleventh publication prepared by the Migration Department under the Ministry of the Interior of the Republic of Lithuania. Just as every year, the Yearbook presents to the public an abundant factual and statistical information about migration processes, mainly reflecting the realities of the entry of foreigners and their stay in Lithuania; it also contains information on the issue of personal documents to Lithuanian citizens.

The statistical tables presented by the Yearbook resemble elements of a mosaic which form a genuine picture of migration phenomena. The figures show that in Lithuania, given the overall decline in the number of the population, the number of aliens continues to increase: at the beginning of this year, the number of aliens residing in the country was by almost 40 000, or 12.7 per cent, more than a year ago. However, the proportion of aliens among the Lithuanian population is not large – as little as 1.37 per cent. According to this indicator, our country lags considerably behind the ‘old’ Member States of the European Union. The aliens residing in Lithuania come from 132 countries, mainly from Europe (81.2 per cent). The largest communities have been formed by aliens from Russia (14 648), Belarus (6 113) and Ukraine (5 164).

Last year, the number of aliens’ applications for the issue of a temporary residence permit increased by almost one third (31 per cent), particularly rapidly by the aliens who lodged these applications on the ground of lawful activities (by as much as 1.6 times). This ground (6 600), along with family reunification (5 500) and employment in Lithuania (3 900), made up almost 88 per cent of the total number of lodged applications for the issue of a temporary residence permit.

Last year, the number of applications for asylum in Lithuania increased by one fourth (496). 24 aliens were granted refugee status, 152 aliens – subsidiary protection.

This publication also traditionally presents statistics related to combating irregular migration, that is, data on the aliens returned to foreign states and expelled from Lithuania. A total of 1 887 persons were returned to foreign states (28 per cent more), 326 aliens were expelled from Lithuania (30 per cent more).

The Yearbook places a considerable emphasis also on the dynamics of the acquisition/loss of citizenship of Lithuania. An increasing number of citizens of other countries are acquiring Lithuanian citizenship, but the number of those losing it is growing too.

One of the most important events of the last year is completion of the implementation of the project “Provision of public services related to the issue of personal and other documents to and counselling of Lithuanian citizens and aliens”. The project led to the development of modern electronic services facilitating and simplifying the use of some of migration services. This project marks the starting point for fundamental changes for migration service providers and beneficiaries. Being aware that the potential of available working methods and technological and other solutions and tools in responding to the rapidly changing environment in the area of provision of migration services is almost exhausted, the Migration Department, in conjunction with other institutions, has commenced preparatory work for a new long-term project which will aim at developing new electronic migration services for applicants by moving migration procedures to cyberspace. The future electronic system of migration services will be advanced, cost-effective and convenient for its users.

The information presented in the Yearbook is the result of the toil of a number of state institutions. Therefore, just as every year, we would like to extend our gratitude to the institution of the President of the Republic of Lithuania, the Consular Department of the Ministry of Foreign Affairs, the Ministry of Social Security and Labour, the Lithuanian Department of Statistics (Statistics Lithuania), institutions under the Ministry of the Interior – the State Border Guard Service and the Foreigners’ Registration Centre, which is subordinate to the Service, the Police Department and migration units of county police headquarters, the Personalisation of Identity Documents Centre – as well as the Residents’ Register Service for constructive cooperation and assistance in the preparation of this Yearbook.

Deputy Director of the Migration Department under the Ministry of the Interior of the Republic of Lithuania, Acting
Director of the Migration Department

A handwritten signature in blue ink, appearing to read 'Janas Vidickas', written in a cursive style.

Janas Vidickas



TABLE OF CONTENTS

LIST OF ABBREVIATIONS AND ACRONYMS USED IN THE PUBLICATION	5
1. GENERAL PROVISIONS	7
2. MIGRATION OF CITIZENS OF THE REPUBLIC OF LITHUANIA AND ALIENS.....	19
3. PERSONAL DOCUMENTS OF CITIZENS OF THE REPUBLIC OF LITHUANIA	23
4. FREE MOVEMENT OF PERSONS.....	26
5. VISAS	37
6. FACILITATED TRANSIT FOR CITIZENS OF THE RUSSIAN FEDERATION	46
7. TEMPORARY RESIDENCE PERMITS IN THE REPUBLIC OF LITHUANIA.....	48
8. PERMITS OF A LONG-TERM RESIDENT OF THE REPUBLIC OF LITHUANIA TO RESIDE IN THE EUROPEAN UNION.....	56
9. TRAVEL DOCUMENTS ISSUED TO ALIENS	62
10. ASYLUM IN THE REPUBLIC OF LITHUANIA.....	66
11. ALIENS' CONTROL	75
12. CITIZENSHIP OF THE REPUBLIC OF LITHUANIA.....	82
13. REPRESENTATION BEFORE THE COURTS.....	93
14. CONSULAR FEE, STATE FEE AND FINES.....	96

LIST OF ABBREVIATIONS AND ACRONYMS USED IN THE PUBLICATION

- CAO – Code of Administrative Offences
EC – European Community
EFTA – European Free Trade Association
EU – European Union
TRP – temporary residence permit in the Republic of Lithuania
LNG – permit of a long-term resident of the Republic of Lithuania to reside in the European Union (permanent residence permit)
RL – Republic of Lithuania
SACL – Supreme Administrative Court of Lithuania
Migration Department – Migration Department under the Ministry of the Interior of the Republic of Lithuania
Migration units – migration units of county police headquarters (board)
Refugee Reception Centre – Refugee Reception Centre under the Ministry of Social Security and Labour of the Republic of Lithuania
Police Department – Police Department under the Ministry of the Interior of the Republic of Lithuania
Ministry of Social Security and Labour – Ministry of Social Security and Labour of the Republic of Lithuania
FTD – facilitated transit document
FRTD – facilitated railway transit document
Foreigners' Registration Centre – Foreigners' Registration Centre at the State Border Guard Service under the Ministry of the Interior of the Republic of Lithuania
VRAC – Vilnius Regional Administrative Court
State Security Department – State Security Department of the Republic of Lithuania
State Border Guard Service – State Border Guard Service under the Ministry of the Interior of the Republic of Lithuania
Ministry of the Interior – Ministry of the Interior of the Republic of Lithuania



1. GENERAL PROVISIONS

- 1.1. Main events of 2014 in the areas of free movement of persons, visas, migration, asylum, citizenship, issue of personal and travel documents
- 1.2. Structure of management of migration processes in the Republic of Lithuania
- 1.3. Organisational structure of the Migration Department
- 1.4. Main legal acts of the Republic of Lithuania regulating management of migration processes
- 1.5. Number of aliens residing in the Republic of Lithuania as of the beginning of 2015 (thousands)
- 1.6. Number of aliens residing in the Republic of Lithuania as of the beginning of 2015, by citizenship
- 1.7. Number of aliens residing in the Republic of Lithuania as of the beginning of 2015, by municipalities
- 1.8. Number of aliens residing in the Republic of Lithuania as of the beginning of 2015, by documents confirming the legal status of an alien in the Republic of Lithuania
- 1.9. Number of citizens of the Republic of Lithuania residing in foreign states

1. GENERAL PROVISIONS

1.1. Main events of 2014 in the areas of free movement of persons, visas, migration, asylum, citizenship, issue of personal and travel documents

General issues of migration processes' management

- **22 January** The Lithuanian Migration Policy Guidelines were approved by a resolution of the Government of the Republic of Lithuania.
- **3 February** The Information System of Provision of Public Services Related to the Issue of Personal and Other Documents to Citizens of the Republic of Lithuania and Aliens and Their Counselling (the electronic services information system and the electronic counselling information system) created during the implementation of the project "Creation of the services of issue of personal documents to citizens of the Republic of Lithuania and aliens and other electronic services" was launched.
- **19 February** In ensuring preparedness to use the EU financial support allocated for the period of 2014-2020 for the Asylum, Migration and Integration Fund, the Ministry Social Security and Labour was designated by a resolution of the Government of the Republic of Lithuania as the authority responsible for the administration of this fund in the Republic of Lithuania.
- **April** The electronic version of the Migration Yearbook 2013 was published on the website of the Migration Department in the Lithuanian, English and Russian languages.
- **1 July** Optimisation of activities of migration units of public police divisions of territorial police authorities was completed and the administration of the migration units was transferred to divisions of county police headquarters (board); the model regulations of a migration unit (board) of a county police headquarters approved by an order of the Lithuanian Police Commissioner General of 2 December 2013 entered into force.
- **17 September** The Register of Aliens was reorganised by a resolution of the Government of the Republic of Lithuania of 1 January 2015 and its regulations were approved.
- **October-November** Under a resolution of the Government of the Republic of Lithuania as well as the relevant orders of the Minister of the Interior regulating the issue to aliens of the documents confirming or granting the right to reside in the Republic of Lithuania, the aliens who are issued a certificate confirming the right to reinstate the citizenship of the Republic of Lithuania or their Lithuanian descent were allowed in their applications for the issue of such documents to enter the name/names and surname/surnames according to records made in Latin in a travel or another identity document using the Latin characters with diacritics of the Lithuanian alphabet.
- **1 November** The Law Amending the Law on the Legal Status of Aliens entered into force. The Law establishes more effective measures to control irregular migration in response to the growing number of aliens who declare the intention to engage in lawful activities (business) in the Republic of Lithuania, but seek to use a temporary residence permit issued for residence in the Republic of Lithuania as a pass to the Schengen Area rather than to actually engage in the activities, also facilitates conditions of entry for aliens who are highly qualified, invest in Lithuania and enter for studies, teaching, conducting of scientific research or experimental development works at higher education and research institutions of Lithuania.
- **6 November** The Seimas of the Republic of Lithuania adopted amendments to the Law of the Republic of Lithuania on Residents' Register – as of 1 January 2015, the functions of the Residents' Register falling within the remit of the Ministry of the Interior are to be transferred to the Ministry of Justice.
- **9 December** The Seimas of the Republic of Lithuania adopted amendments to the Law of the Republic of Lithuania on the Legal Status of Aliens related to facilitation of the lodging of applications for the issue of a temporary residence permit for employment, providing for the performance of an assessment of an alien's conformity to needs of the labour market of the Republic of Lithuania and conditions of the issue of a temporary residence permit under a single procedure; the standards of granting of asylum (refugee status and subsidiary protection) in the Republic of Lithuania as stipulated in the EU legislation were transposed as well.

Personal documents of citizens of the Republic of Lithuania

- **10 July** The Seimas of the Republic of Lithuania supplemented the provisions of the Passport Law, in force as of 1 January 2015, allowing for entering in a passport, at the request of a citizen of the Republic of Lithuania, the person's nationality.
- **1 November** The Description of the Procedure for the Acquisition of Blank Diplomatic Passports of the Republic of Lithuania and the Personalisation, Issue, Renewal, Publication and Withdrawal of Diplomatic

Passports, approved by an order of the Minister of Foreign Affairs and the Minister of the Interior, entered into force.

- **14 November** The issue of new model diplomatic passports of the Republic of Lithuania was commenced.
- **23 December** The Seimas of the Republic of Lithuania adopted the Law on the Identity Card and the Passport, which, among other amendments, stipulates that, as of 2 March 2015, citizens of the Republic of Lithuania may apply for the issue of identity cards also to diplomatic missions and consular posts of the Republic of Lithuania.

Visas

- **1 January** The Visa Facilitation Agreement between the EU and the Republic of Armenia entered into force.
- **Since 28 April** Citizens of the Republic of Moldova holding biometric passports enjoy the visa-free access to the EU Member States.
- **Since 31 May** Under a resolution of the Government of the Republic of Lithuania, the visa regime was lifted in respect of persons who had been granted refugee status and stateless persons, as well as stateless persons residing in Ireland or the United Kingdom of Great Britain and Northern Ireland and holding travel documents issued by Ireland or the United Kingdom of Great Britain and Northern Ireland that are recognised as granting the right to enter the Republic of Lithuania.
- **Since 15 July** The issue of Schengen visas and national visas of the Republic of Lithuania was terminated in Sofia, Lisbon and Ljubljana upon closing of embassies of the Republic of Lithuania in the Republic of Bulgaria, the Republic of Portugal and the Republic of Slovenia.
- **1 August** The Agreement between the Government of the Republic of Lithuania and the Government of the Republic of India on Exemption from Visa Requirement for Holders of Diplomatic Passports entered into force.
- **1 September** The Visa Facilitation Agreement between the EU and the Republic of Azerbaijan entered into force.
- **1 December** The Agreement between the European Union and the Republic of Cape Verde on facilitating the issue of short-stay visas to citizens of the Republic of Cape Verde and of the European Union entered into force.

Residence permits

- **26 December 2013** By an order of the Minister of Social Security and Labour, the Shortage Occupations List by economic activities for the first half of 2014 was approved with a view to providing better conditions for employers to attract skilled workers from foreign countries. This list was updated on 16 June (approved for the second half of 2014).
- **Since 1 February** At aliens' request, an accelerated procedure was introduced for the examination of their applications for the issue or renewal of a temporary residence permit in the Republic of Lithuania and a permit of a long-term resident of the Republic of Lithuania to reside in the European Union, as well as their applications for the personalisation of these documents, subject to payment of the state fee in the specified amount. Such an application is examined, or a document is personalised, under the accelerated procedure within a time limit twice shorter than the maximum term stipulated in the Law of the Republic of Lithuania on the Legal Status of Aliens.

Control of aliens

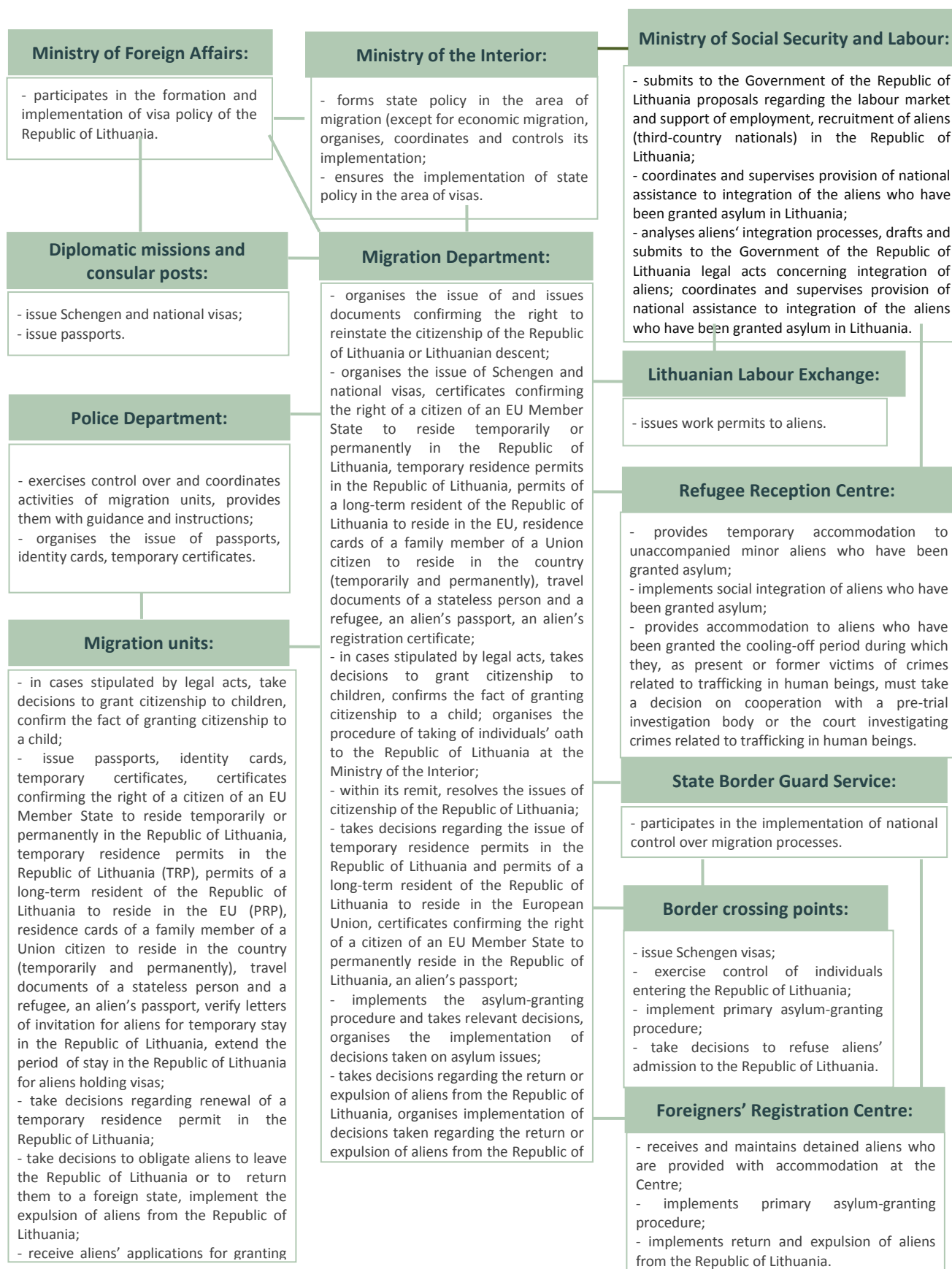
- **1 January** The Agreement between the European Union and the Republic of Armenia on the readmission of persons residing without authorisation entered into force.
- **21 February** A procedure for inspecting employers who employ aliens under work permits in the Republic of Lithuania was approved by an order of the Director of the Lithuanian Labour Exchange under the Ministry of Social Security and Labour.
- **23 April** The Description of the Procedure for Assessment of the Age of Non-asylum Seeking Unaccompanied Minor Aliens Identified in the Republic of Lithuania, Accommodation and Taking Other Procedural Action in Respect Thereof and Provision of Services Thereto was approved by an order of the Minister of the Interior, the Minister of Health and the Minister of Social Security and Labour.

- **30 May** The list of travel documents granting the right to enter the Republic of Lithuania and the procedure for their recognition were updated by an order of the Minister of Foreign Affairs and the Minister of the Interior.
- **1 September** The Agreement between the European Union and the Republic of Azerbaijan on the readmission of persons residing without authorisation entered into force.
- **1 October** The Agreement between the European Union and the Republic of Turkey on the readmission of persons residing without authorisation entered into force.
- **10 October** The Protocol between the Republic of Lithuania and Georgia on implementing the Agreement between the European Union and Georgia on the readmission of persons residing without authorisation entered into force.
- **1 November** Amendments to the Code of Administrative Offences of the Republic of Lithuania entered into force imposing administrative liability upon the employer, the head of an educational establishment or a higher education and research institution or a person authorised by him for a failure to comply with the statutory duty to notify of changes in an alien's data. Administrative liability for the provision of false data for the verification of letters of invitation for aliens to enter the Republic of Lithuania or for aiding an alien by other unlawful means in obtaining a document confirming the right of residence or stay in the Republic of Lithuania was also tightened.
- **1 December** The Agreement between the European Union and the Republic of Cape Verde on the readmission of persons residing without authorisation entered into force.

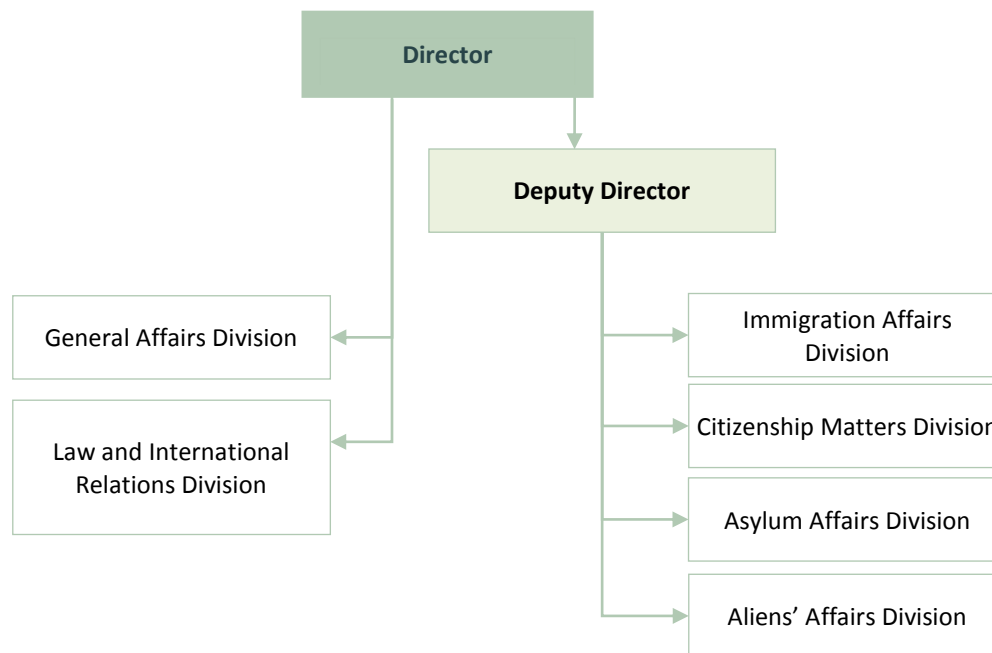
Integration of aliens

- **22 January** The Commission for Coordination of the Implementation of Integration of Aliens was formed by a resolution of the Government of the Republic of Lithuania.
- **31 December** The Minister of Social Security and Labour approved by an order the Action Plan for the Implementation of Aliens' Integration Policy 2015-2017 providing for the development of a national strategy for integration of aliens.

1.2. Structure of management of migration processes in the Republic of Lithuania



1.3. Organisational structure of the Migration Department (as on 1 January 2015)



The Migration Department was established by an order of 21 May 1992 of Minister of the Interior Petras Valiukas upon merging two divisions of the Ministry, namely, the Emigration and Immigration Service under the Ministry of the Interior and the Passport Board of the Ministry of the Interior. Former directors of the Migration Department include Edvardas Gružas (1992-1993), Česlovas Kazimieras Blažys (1993-1995), Vladas Minkevičius (1995-1999), Almantas Gavėnas (1999-2014). From July 2014 until March 2015, the Migration Department was temporarily led by Janas Vidickas. Vygantas Ivanauskas has led the Migration Department since 30 March 2015.

The organisational structure of the Migration Department is approved by the Minister of the Interior.

The Migration Department comprises 80 posts.

1.4. Main legal acts of the Republic of Lithuania regulating management of migration processes (as on 1 January 2015)

Law of the Republic of Lithuania on the Legal Status of Aliens (as amended, in force from 30 April 2004).

Law of the Republic of Lithuania Implementing the Law on the Legal Status of Aliens (in force from 30 April 2004).

Law of the Republic of Lithuania on Citizenship (as amended, in force from 1 April 2011).

Law of the Republic of Lithuania on the Identity Card (as amended, in force from 1 January 2003 until 1 March 2015).

Law of the Republic of Lithuania Implementing the Law on the Identity Card (as amended, in force from 21 November 2001 until 1 March 2015).

Law of the Republic of Lithuania on Passport (as amended, in force from 1 January 2003 until 1 March 2015).

International treaties of the Republic of Lithuania on travels of citizens of both states (in force with 2 states: Belarus and Russia).

International treaty of the Republic of Lithuania with the Republic of Belarus on the local border traffic (ratified in 2011, but not in force yet).

International treaty of the Republic of Lithuania on the procedure for issuing facilitated railway transit documents (in force with Russia from 21 June 2003 and applicable only to citizens of the Russian Federation).

Government of the Republic of Lithuania Resolution No 796 of 23 June 2003 on the Approval of the Procedure for Introducing and Issuing a Facilitated Transit Document and a Facilitated Railway Transit Document (in force from 26 June 2003 and applicable only to citizens of the Russian Federation). In respect of citizens of the Russian Federation travelling from the territory of the Russian Federation to Kaliningrad Region of the Russian Federation and back in transit through the territory of the Republic of Lithuania, the facilitated transit document and the facilitated railway transit document were introduced on 1 July 2003.

International treaties of the European Union on visa facilitation (in force with 7 states): Armenia, Azerbaijan, Georgia, China (only for tourist groups of citizens of the People's Republic of China), Russia, Ukraine, Cape Verde.

International readmission treaties of the Republic of Lithuania (in force with 20 states: Austria, Belgium, Estonia, Greece, Georgia, Iceland, Spain, Italy, Croatia, Latvia, Poland, Luxembourg, Netherlands, Portugal, France, Romania, Slovenia, Finland, Switzerland, Sweden, Germany), also international readmission treaties of the European Union (in force with 17 states): Albania, Armenia, Azerbaijan, Bosnia and Herzegovina, Georgia, Hong Kong, Montenegro, Macao, Macedonia, Moldova, Pakistan, Russia, Serbia, Sri Lanka, Turkey, Ukraine, Cape Verde.

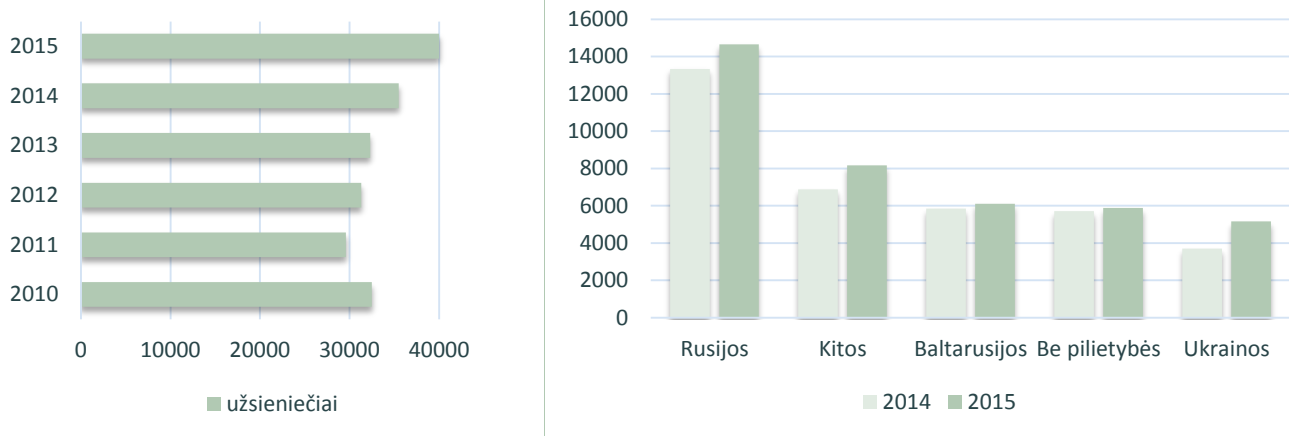
1.5. Number of aliens residing in the Republic of Lithuania as of the beginning of 2015 (in thousands)

	2010	2011	2012	2013	2014	2015
Number of population, including:	3 137.0	3 052.6	3 007.8	2 979.3	2 944.5	2 921.9
aliens	32.5	29.6	31.3	32.3	35.5	40.0
Aliens' share of the country's total population, %	1.04	0.97	1.04	1.08	1.20	1.37

Sources:

1. Data of the Lithuanian Department of Statistics on the number of the Lithuanian population (updated following the 2011 population census)

2. Data of migration units (2010-2011) and the Residents' Register and the Register of Aliens (2012-2015) on the number of aliens



1.6. Number of aliens residing in the Republic of Lithuania as of the beginning of 2015, by citizenship

Citizenship	2014	2015	Annual change, %
European states, including:	28 265	32 457	14.8
- EU Member States, including:	3 655	4 567	25.0
- Latvia	718	861	19.9
- Poland	548	707	29.0
- German	550	677	23.1
- EFTA States	135	151	11.9
- Other European states, including:	24 475	27 739	13.3
- Armenia	428	447	4.4
- Belarus	5 846	6 113	4.6
- Georgia	326	431	32.2
- Russia	13 331	14 648	9.9
- Ukraine	3 713	5 164	39.1
North American states, including:	415	454	9.4
- USA	375	404	7.7
Central and South American states	113	130	15.0
Australia and Oceania	28	28	0
Asian states, including:	2 396	2 810	17.3
- Israel	380	344	-9.5
- Kazakhstan	321	342	6.5
- China	339	368	8.6
- Lebanon	183	196	7.1
African states	378	456	20.6
Stateless persons	3 892	3 645	-6.3
In total	35 487	39 980	12.7

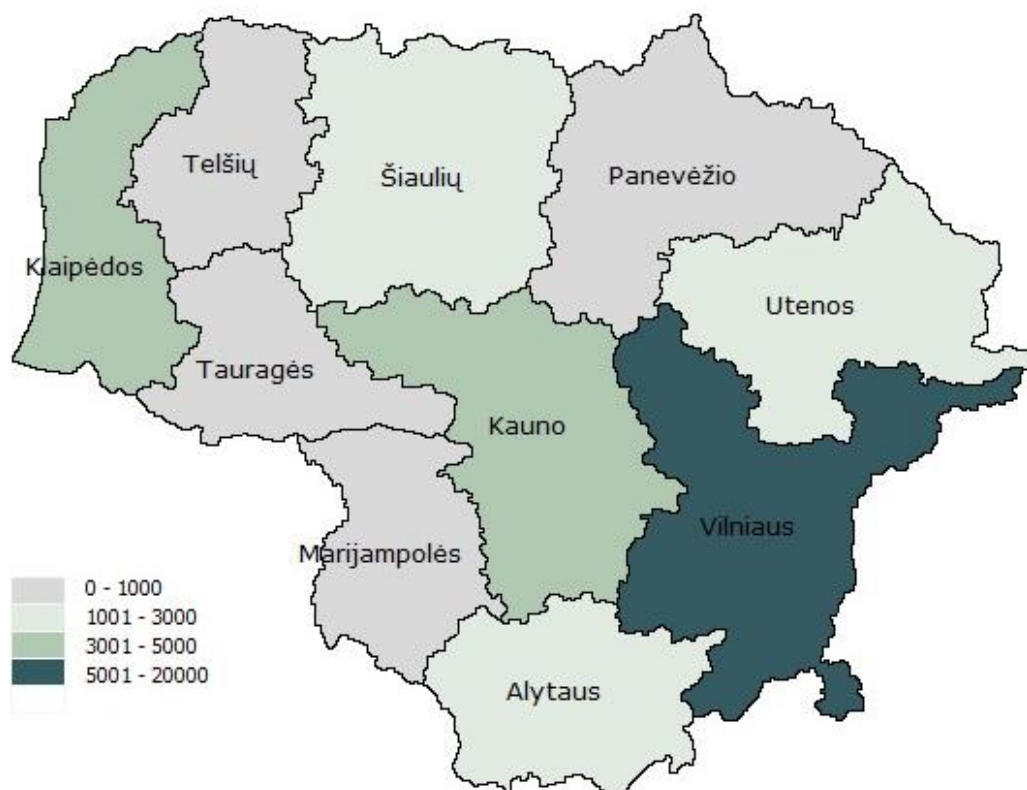
Note. As of the beginning of 2015, citizens of 132 states and stateless persons with valid documents confirming their legal status in the Republic of Lithuania resided in the Republic of Lithuania.

Source. Data of the Residents' Register and the Register of Aliens

1.7. Number of aliens residing in the Republic of Lithuania as of the beginning of 2015, by municipalities

Municipality	Number of aliens	Municipality	Number of aliens
Alytus County	1 113	Šiauliai County	2 215
Alytus	330	Šiauliai City	1 522
Druskininkai	619	Akmenė District	191
Lazdijai District	36	Joniškis District	83
Varėna District	128	Kelmė District	69
Kaunas County	4 143	Pakruojis District	51
Kaunas City	2 542	Radviliškis District	162
Birštonas	12	Šiauliai District	137
Jonava District	472	Tauragė County	280
Kaišiadorys District	89	Tauragė District	127
Kaunas District	573	Jurbarkas District	64
Kėdainiai District	283	Pagėgiai	57
Prienai District	106	Šilalė District	32
Raseiniai District	66	Telšiai County	619
Klaipėda County	4 990	Telšiai District	109
Klaipėda City	3 975	Mažeikiai District	394
Klaipėda District	410	Plungė District	103
Kretinga District	118	Rietavas	13
Neringa	48	Utena County	2 884
Palanga	243	Utena District	109
Skuodas District	52	Anykščiai District	80
Šilutė District	144	Ignalina District	188
Marijampolė County	418	Molėtai District	80
Marijampolė	251	Visaginas	2 267
Kalvarija	30	Zarasai District	160
Kazlų Rūda	24	Vilnius County	19 717
Šakiai District	43	Vilnius City	15 682
Vilkaviškis District	70	Elektrėnai	345
Panevėžys County	954	Šalčininkai District	723
Panevėžys District	515	Širvintos District	98
Biržai District	81	Švenčionys District	399
Kupiškis District	52	Trakai District	338
Panevėžys District	113	Ukmergė District	204
Pasvalis District	73	Vilnius District	1 928
Rokiškis District	120	In total	37 333

Note. The table does not include data on 2 647 aliens whose residence declaration data have been deleted at the request of the owner of residential premises and who have failed to declare their place of residence.

Number of aliens residing in the Republic of Lithuania as of the beginning of 2015, by counties

1.8. Number of aliens residing in the Republic of Lithuania as of the beginning of 2015, by documents confirming the legal status of an alien in the Republic of Lithuania

Citizenship	Document confirming the legal status of an alien in the Republic of Lithuania					
	Certificate confirming the right of a citizen of an EU Member State to reside in the Republic of Lithuania	Certificate confirming the right of a citizen of an EU Member State to reside permanently in the Republic of Lithuania ^x	Residence card of a family member of a Union citizen	Permanent residence card of a family member of a Union citizen	Temporary residence permit in the Republic of Lithuania	Permit of a long-term resident of the Republic of Lithuania to reside in the European Union
European states including:	2 971	1 747	152	17	13 947	13 621
- EU Member States, including:	2 866	1 701	-	-	-	-
- Latvia	521	340	-	-	-	-
- Poland	321	386	-	-	-	-
- Germany	349	328	-	-	-	-
- EFTA States	105	46	-	-	-	-
- Other European states, including:	-	-	152	17	13 949	13 621
- Armenia	-	-	2	-	202	243
- Belarus	-	-	28	3	3 897	2 185
- Russia	-	-	67	6	5 052	9 523
- Ukraine	-	-	34	7	3 813	1 310
North American states, including:	-	-	8	1	289	156
- USA	-	-	8	1	249	146
Central and South American states	-	-	13	-	77	40
Australia and Oceania	-	-	2	1	17	8
Asian states, including:	-	-	39	2	1 945	824
- India	-	-	7	-	288	11
- Israel	-	-	1	1	156	186
- Kazakhstan	-	-	1	-	164	177
- China	-	-	3	-	242	123
- Pakistan	-	-	13	-	211	11
African states, including	-	-	32	-	360	64
- Nigeria	-	-	16	-	194	5
Stateless persons	-	-	20	7	70	3 548
In total	2 971	1 747	266	28	16 707	18 261

^x Including citizens of the EU Member States holding permanent residence permits of a citizen of an EU Member State valid until 8 January 2017

1.9. Number of citizens of the Republic of Lithuania residing abroad

Foreign state	Number of citizens of the Republic of Lithuania	Date of data collection	Foreign state	Number of citizens of the Republic of Lithuania	Date of data collection
European states, including:	370 333		- Andorra	3	1 January 2015
- EU Member States, including:	303 412		- Armenia	32	1 January 2015
- Ireland	44 380	1 January 2015	- Azerbaijan	62	1 January 2015
- Austria	1 175	1 January 2015	- Belarus	24 631	1 January 2015
- Belgium	2 500	1 January 2015	- Georgia	76	1 January 2015
- Bulgaria	83	1 January 2013	- Kosovo	1	2011
- Czech Republic	649	1 January 2015	- Moldova	27	1 January 2015
- Denmark	10 593	1 January 2015	- Russia	1 138	1 February 2015
- Estonia	2 076	1 January 2015	- Turkey	600	1 January 2014
- Greece	77	2011	- Ukraine	1 566	1 July 2014
- Spain	18 832	1 January 2015	North American states, including:	66 151	
- Italy	4 772	1 January 2014	- USA	17 021	2012
- United Kingdom	156 000	2013	- Canada	49 130	2011
- Cyprus	305	2007	Central and South American states, including:	204	
- Croatia	19	1 January 2015	- Argentina	96	2010
- Latvia	4 257	1 July 2014	- Brazil	108	1 January 2015
- Poland	2 197	1 January 2014	Asian states, including:	6 194	
- Luxembourg	673	1 January 2015	- India	20	2013
- Netherlands	5 091	1 January 2015	- Israel	5 000	2015 (unofficial data)
- Portugal	546	2013	- Japan	186	Data of 2012
- French	1 764	2009	- UAE	508	1 January 2014
- Romania	158	1 January 2015	- Qatar	62	1 January 2014
- Slovakia	115	2010	- Kazakhstan	81	1 January 2014
- Slovenia	59	1 January 2014	- China	127	30 November 2013
- Finland	1 191	1 January 2014	- Republic of Korea	41	1 January 2014
- Sweden	9 534	2013	- Kuwait	13	1 January 2014
- Hungary	50	1 January 2015	- Uzbekistan	4	1 January 2015
- Germany	36 316	1 January 2014	- Vietnam	152	1 January 2014
- EFTA States:	38 785		African states, including:	300	
- Iceland	1 451	1 January 2015	- SAR	300	1 January 2014
- Lichtenstein	1	2010	Australia and Oceania, including:	2 726	
- Norway	35 770	1 January 2015	- Australia	2 600	Data of 2011

- Switzerland	1 563	1 January 2014	- New Zealand	126	Data of 2013
- Other European states, including:	28 136		In total	445 908	

Source. Data of the Consular Department of the Ministry of Foreign Affairs and the Migration Department



2. MIGRATION OF CITIZENS OF THE REPUBLIC OF LITHUANIA AND ALIENS

- 2.1. Number of citizens of the Republic of Lithuania and aliens who entered the Republic of Lithuania for residence in 2014, by states
- 2.2. Number of persons who entered the Republic of Lithuania for residence in 2014, by citizenship
- 2.3. Number of citizens of the Republic of Lithuania and aliens who left for residence to foreign states in 2014, by states
- 2.4. Number of persons who left for residence to foreign states in 2014, by citizenship
- 2.5. Entries, departures and net migration of citizens of the Republic of Lithuania and aliens

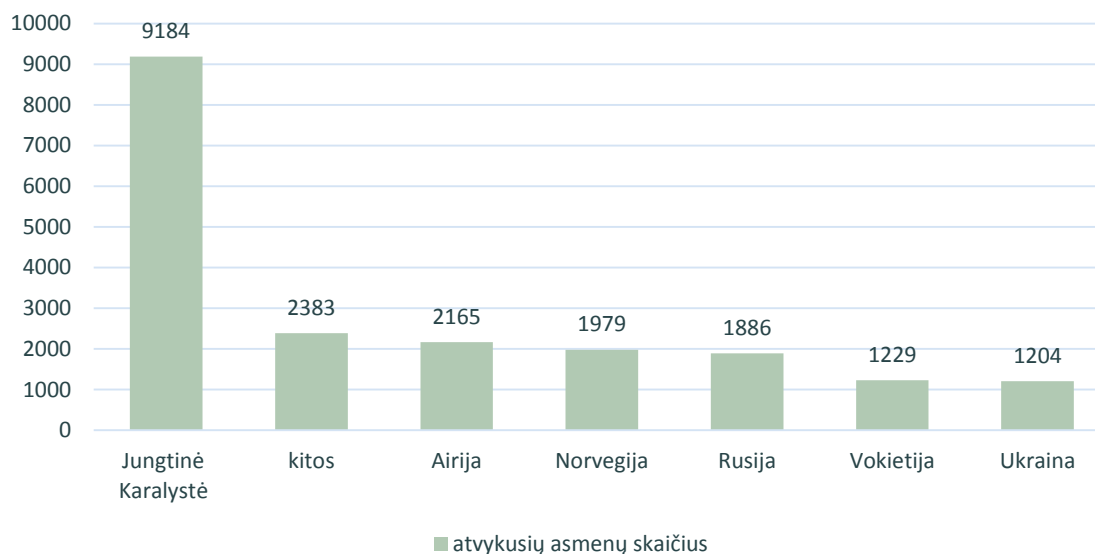
2. MIGRATION OF CITIZENS OF THE REPUBLIC OF LITHUANIA AND ALIENS

2.1. Number of citizens of the Republic of Lithuania and aliens who entered the Republic of Lithuania for residence in 2014, by states

State from which persons entered	In total	Citizens of the Republic of Lithuania	Aliens
European states, including:	22 582	18 512	4 070
- EU Member States, including:	16 347	15 647	700
- Ireland	2 165	2 157	8
- Denmark	505	493	12
- Spain	781	747	34
- Italy	333	264	69
- United Kingdom	9 184	9 137	47
- Latvia	181	80	101
- Poland	134	67	67
- Netherlands	432	409	23
- France	217	179	38
- Sweden	529	509	20
- Germany	1 229	1 129	100
- EFTA States, including:	2 132	2 115	17
- Norway	1 979	1 969	10
- Other European states, including:	4 103	750	3 353
- Belarus	667	147	520
- Russia	1 886	449	1 437
- Ukraine	1 204	90	1 114
North American states, including:	709	666	43
- USA	622	589	33
Central and South American states	52	37	15
Australia and Oceania	67	63	4
Asian states	699	203	496
African states	114	47	67
Not indicated	71	-	71
In total	24 294	19 528	4 766

Note. The table accounts for citizens of the Republic of Lithuania and aliens who enter for residence for a period longer than six months.

Source. Data of the Lithuanian Department of Statistics



2.2. Number of persons who entered the Republic of Lithuania for residence in 2014, by citizenship

Citizenship	Number of persons
European states, including:	23 628
- EU Member States, including:	20 186
- Lithuania	19 528
- Latvia	96
- Poland	70
- Romania	59
- Germany	95
- EFTA States	11
- Other European states, including:	3 431
- Belarus	520
- Russia	1 496
- Ukraine	1 120
North American states, including:	43
- USA	31
Central and South American states	17
Australia and Oceania	4
Asian states	506
African states	74
Stateless persons	22
In total	24 294

Note. The table accounts for citizens of the Republic of Lithuania and aliens who enter for residence for a period longer than six months.

Source. Data of the Lithuanian Department of Statistics

2.3. Number of citizens of the Republic of Lithuania and aliens who left for residence to foreign states in 2014, by states

State to which persons left	In total	Citizens of the Republic of Lithuania	Aliens
European states, including:	34 189	31 402	2 787
- EU Member States, including:	27 844	27 735	109
- Ireland	3 302	3 295	7
- Belgium	188	186	2
- Denmark	919	912	7
- United Kingdom	17 895	17 871	24
- Spain	1 058	1 044	14
- Italy	435	427	8
- Latvia	179	150	29
- Poland	152	118	34
- Netherlands	660	651	9
- French	296	289	7
- Sweden	950	938	12
- Germany	2 972	2 929	43
- EFTA States, including:	2 911	2 904	7
- Norway	2 631	2 625	6
- Other European states, including:	3 434	763	2 671
- Belarus	1 041	135	906
- Russia	1 275	462	813
- Ukraine	751	75	676
North American states, including:	1 252	1 153	99
- USA	1 054	969	85
Central and South American states	69	49	20
Australia and Oceania	164	156	8
Asian states	842	306	536
African states	105	49	56
In total	36 621	33 115	3 506

Note. The table accounts for citizens of the Republic of Lithuania and aliens who leave for residence for a period longer than six months.

Source. Data of the Lithuanian Department of Statistics

2.4. Number of persons who left for residence to foreign states in 2014, by citizenship

Citizenship	Number of persons
European states, including:	35 832
- EU Member States, including:	33 178
- Latvia	18
- Lithuania	33 115
- Poland	8
- Germany	13
- Other European states, including:	2 654
- Belarus	894
- Russia	814
- Ukraine	667
North American states, including:	95
- USA	81
Central and South American states	21
Australia and Oceania	8
Asian states, including:	539
- India	76
- Israel	62
- China	74
African states	65
Stateless persons	61
In total	36 621

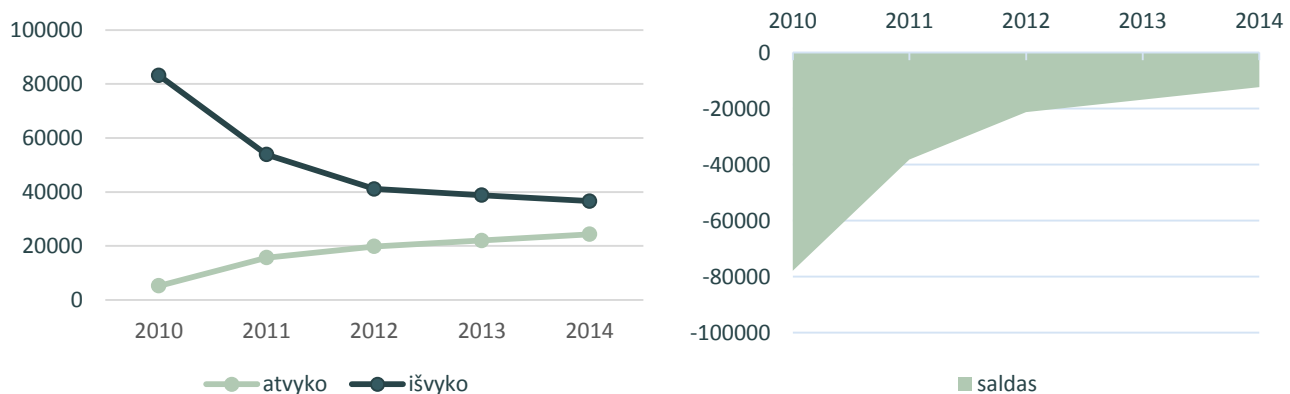
Note. The table accounts for citizens of the Republic of Lithuania and aliens who leave for residence for a period longer than six months.

Source. Data of the Lithuanian Department of Statistics

2.5. Entries, departures and net migration of citizens of the Republic of Lithuania and aliens

	2010	2011	2012	2013	2014
Citizens of the Republic of Lithuania:					
- entries	4 153	14 012	17 357	18 975	19 528
- departures	79 315	51 505	38 479	35 492	33 115
- net migration	-75 162	-37 493	-21 122	-16 517	-13 587
Aliens:					
- entries	1 060	1 673	2 486	3 036	4 766
- departures	3 842	2 358	2 621	3 326	3 506
- net migration	2 782	-685	-135	-290	1 260
In total:					
- entries	5 213	15 685	19 843	22 011	24 294
- departures	83 157	53 863	41 100	38 818	36 621
- net migration	-77 944	-38 178	-21 257	-16 807	-12 327

Source. Data of the Lithuanian Department of Statistics





3. PERSONAL DOCUMENTS OF CITIZENS OF THE REPUBLIC OF LITHUANIA

- 3.1. Issue of identity cards and passports of the Republic of Lithuania to citizens
- 3.2. Issue of an identity card and a passport of the Republic of Lithuania to a citizen residing in the Republic of Lithuania
- 3.3. Issue of a passport of the Republic of Lithuania to a citizen residing in a foreign state

3. PERSONAL DOCUMENTS OF CITIZENS OF THE REPUBLIC OF LITHUANIA

3.1. Issue of identity cards and passports of the Republic of Lithuania to citizens

An identity card is a personal document of a citizen of the Republic of Lithuania confirming his/her identity and citizenship and intended for use in the Republic of Lithuania.

Every citizen of the Republic of Lithuania over 16 years of age must hold an identity card unless he/she holds a valid passport issued by the Republic of Lithuania or a passport of the citizen of the Republic of Lithuania. If needed, the identity card may also be issued to citizens under 16 years of age.

An identity card may be used for the establishment or confirmation of a person's identity in cyberspace and for signing electronic documents, provided that it contains an electronic chip with a certificate of personal identification in cyberspace and a qualified certificate.

Source. Article 2(1) and Article 2(3) to (5) of the Law of the Republic of Lithuania on the Identity Card of 6 November 2001

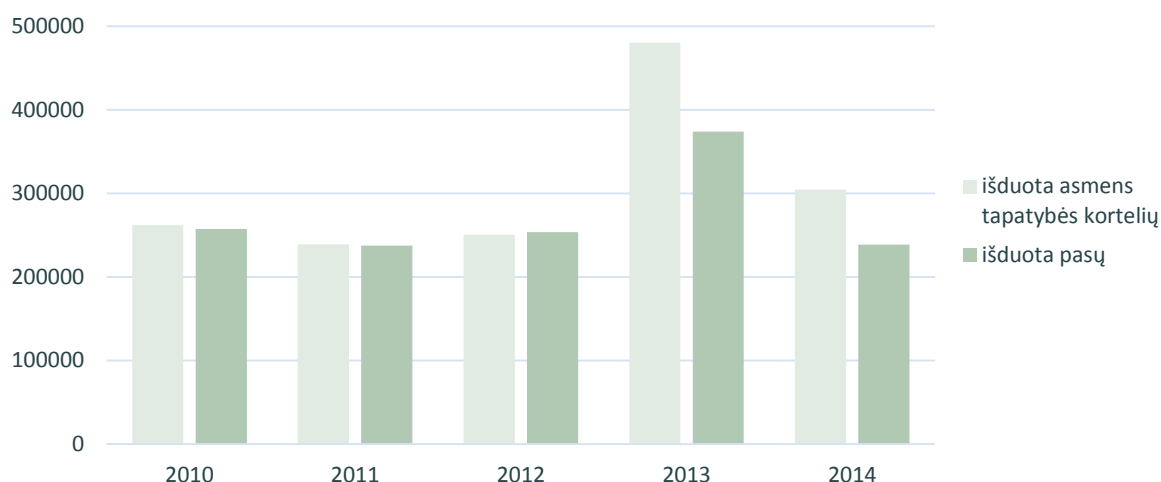
Under the provisions of Directive 2004/38/EC of the European Parliament and of the Council of 29 April 2004, all citizens of the European Union Member States (Ireland, Austria, Belgium, Bulgaria, the Czech Republic, Denmark, Estonia, Greece, Spain, Italy, United Kingdom, Cyprus, Croatia, Latvia, Poland, Lithuania, Luxembourg, Malta, the Netherlands, Portugal, France, Romania, Slovakia, Slovenia, Finland, Sweden, Hungary, Germany) who are in possession of a valid identity card issued by their state have the right to leave the territory of a Member State for entering another Member State. The identity card of the Republic of Lithuania is also recognised as valid for travel by the following states: Albania, Andorra, Bosnia and Herzegovina, Georgia, Iceland, Montenegro, Kosovo, Liechtenstein, Macedonia, Monaco, Norway, San Marino, Serbia, Switzerland and Vatican.

Note. Before travelling to a foreign state (except for the EU Members States and EFTA States, namely, Iceland, Liechtenstein, Norway, Switzerland), a person is advised to check information on types of documents recognised as valid for travel to a specific foreign state.

A passport is a personal document of a citizen of the Republic of Lithuania confirming his/her identity and citizenship and intended for travelling to foreign states or for use within the Republic of Lithuania.

A passport is issued to a citizen of the Republic of Lithuania residing in the Republic of Lithuania or in a foreign state, irrespective of his/her age.

	2010	2011	2012	2013	2014
Issued identity cards	261 819	239 075	250 431	480 286	304 605
Issued passports, including:	257 531	237 369	253 586	373 896	238 643
To citizens residing in the Republic of Lithuania	232 577	208 923	222 748	338 093	199 937
To citizens residing in foreign states:	24 954	28 446	30 820	35 803	38 706
- by diplomatic missions and consular posts	1 471	4 754	7 001	11 882	14 759
- by migration units	9 061	20 164	23 819	23 921	23 947
- by the Migration Department	14 422	3 528	-	-	-



3.2. Issue of an identity card and a passport of the Republic of Lithuania to a citizen residing in the Republic of Lithuania

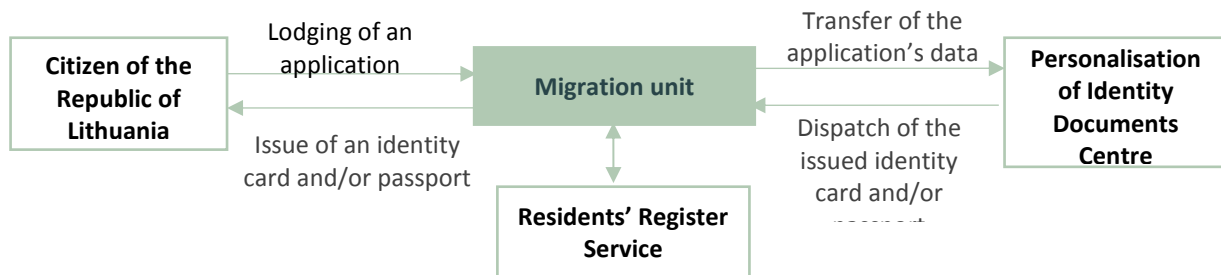
An identity card and/or a passport of the Republic of Lithuania may be issued to citizens under the general or accelerated procedure. Under the general procedure, identity cards and/or passports of the Republic of Lithuania are issued not later than within a month from the day of lodging of an application and other documents for the issue/renewal of the identity card and/or the passport of the Republic of Lithuania with a migration unit, under the accelerated procedure – within 1 or 5 working days.

The state fee in the amount prescribed by the Government is collected for the issue and renewal of an identity card and/or a passport of the Republic of Lithuania. The fee is not collected from citizens who are exempted from the payment of the state fee under the Law of the Republic of Lithuania on Fees and Charges.

Sources:

1. Article 5(13) and (14) of the Law of the Republic of Lithuania on the Identity Card of 6 November 2001, Article 6 of the Law of the Republic of Lithuania on Fees and Charges of 13 June 2000, points 4, 4¹, 30 and 69 of the Description of the Procedure for the Issue, Renewal, Declaration as Invalid and Destruction of the Identity Card (new version) as approved by the order of the Minister of the Interior of the Republic of Lithuania of 24 December 2008.

2. Article 5(12) and (13) of the Law of the Republic of Lithuania on Passport of 8 November 2001, Article 6 of the Law of the Republic of Lithuania on Fees and Charges of 13 June 2000, points 5, 10 and 114-116 of the Description of the Procedure for the Issue and Renewal of a Passport, Lodging of Documents for the Passport's Issue and Renewal with Diplomatic Missions and Consular Posts of the Republic of Lithuania in Foreign States, Forwarding of these Documents to the Authorised Institution and Servicing of the Passport on a Citizen, Dispatch of the Passport by Mail or by Other Secure Means, Informing of the Receipt of the Passport, Declaration of the Passport as Invalid, Transfer of the Invalid Passport to the Authorised Institution and Destruction of the Passport (new version) as approved by the Order of the Minister of the Interior of the Republic of Lithuania and the Minister of Foreign Affairs of the Republic of Lithuania of 26 April 2011.

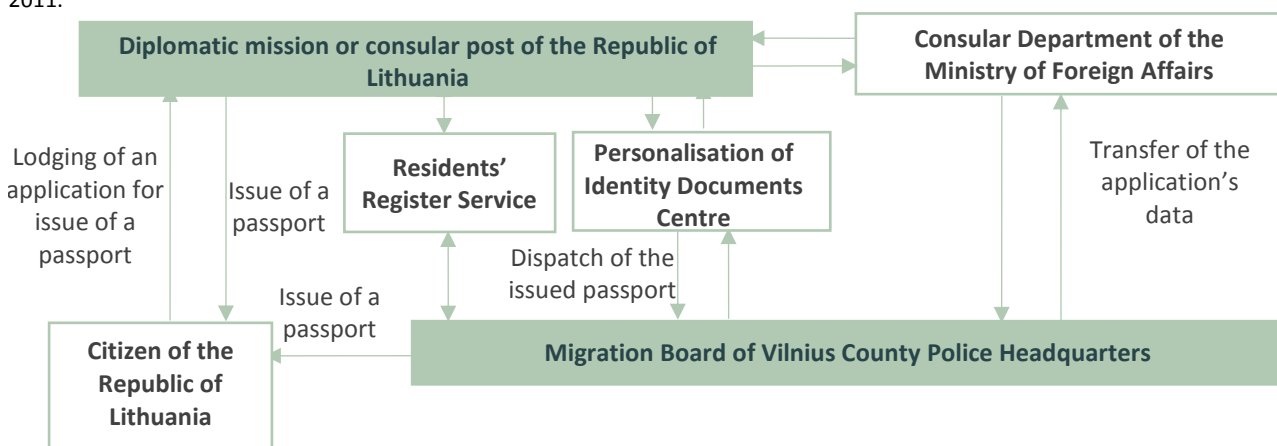


3.3. Issue of a passport of the Republic of Lithuania to a citizen residing in a foreign state

Citizens of the Republic of Lithuania residing abroad are issued a passport under the general procedure. Under the general procedure, a passport is issued at a diplomatic mission or consular post of the Republic of Lithuania not later than within two months from the day of reception at the diplomatic mission or consular post of documents for the issue or renewal of the passport.

The consular fee is collected for the issue or renewal of a passport at a diplomatic mission or consular post of the Republic of Lithuania, unless a citizen is exempted from the payment of the consular fee under the Law of the Republic of Lithuania on Consular Fees.

Source. Article 5(12) and (13) of the Law of the Republic of Lithuania on Passport of 8 November 2001, Articles 3 and 6 of the Law of the Republic of Lithuania on Consular Fees of 23 June 1994, points 5 and 10 of the Description of the Procedure for the Issue and Renewal of a Passport, Lodging of Documents for the Passport's Issue and Renewal with Diplomatic Missions and Consular Posts of the Republic of Lithuania in Foreign States, Forwarding of these Documents to the Authorised Institution and Servicing of the Passport on a Citizen, Dispatch of the Passport by Mail or by Other Secure Means, Informing of the Receipt of the Passport, Declaration of the Passport as Invalid, Transfer of the Invalid Passport to the Authorised Institution and Destruction of the Passport (new version) as approved by the Order of the Minister of the Interior of the Republic of Lithuania and the Minister of Foreign Affairs of the Republic of Lithuania of 26 April 2011.





4. FREE MOVEMENT OF PERSONS

4.1. Issue of certificates to a citizen of an EU Member State or an EFTA State confirming the right to temporarily reside in the Republic of Lithuania

4.1.1. Number of applications lodged for the issue/renewal of a certificate, decisions taken and certificates issued in 2014, by citizenship

4.1.2. Number of decisions to issue a certificate in 2014, by grounds of entry

4.1.3. Number of decisions to withdraw the right to temporarily reside in the Republic of Lithuania and a certificate in 2014, by grounds for withdrawal

4.1.4. Number of decisions to withdraw the right to temporarily reside in the Republic of Lithuania and a certificate in 2014, by citizenship

4.1.5. Flow chart of issue or renewal of a certificate to a citizen of an EU Member State or an EFTA State

4.2. Issue of a temporary residence card of a family member of a Union citizen

4.2.1. Number of applications lodged for the issue, renewal or withdrawal of an EU residence card and decisions taken in 2014, by citizenship

4.2.2. Number of EU residence cards issued to family members of a citizen of an EU Member State or an EFTA State in 2010-2014, by citizenship

4.2.3. Flow chart of issue or renewal of an EU residence card to a family member of a citizen of an EU Member State or an EFTA State

4.3. Issue of a certificate confirming the right of a citizen of an EU Member State or an EFTA State to permanently reside in the Republic of Lithuania

4.3.1. Number of applications lodged for the issue/renewal of a permanent certificate, decisions taken and permanent certificates issued in 2014, by citizenship

4.3.2. Flow chart of issue of a permanent certificate to a citizen of an EU Member State or an EFTA State

4.4. Issue of a permanent residence card of a family member of a Union citizen

4.4.1. Number of applications lodged for the issue of an EU permanent residence card and decisions taken in 2014, by citizenship

4.4.2. Number of EU permanent residence cards issued in 2010-2014, by citizenship

4.4.3. Flow chart of issue of an EU permanent residence card to a family member of a citizen of an EU Member State or an EFTA State

4. FREE MOVEMENT OF PERSONS

4.1. Issue of certificates to a citizen of an EU Member State or an EFTA State confirming the right to temporarily reside in the Republic of Lithuania

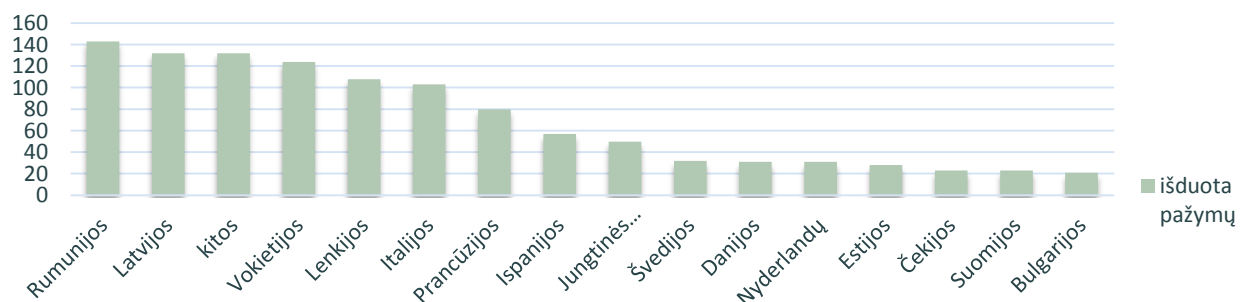
A citizen of an EU Member State or an EFTA State who has entered the Republic of Lithuania for residence for a period in excess of three months within half a year and who meets at least one of the grounds provided for in Article 101(1) of the Law of the Republic of Lithuania on the Legal Status of Aliens is issued a certificate confirming his/her right to reside in the Republic of Lithuania (hereinafter: a 'certificate').

Source. Article 99(1) of the Law of the Republic of Lithuania on the Legal Status of Aliens of 29 April 2004

4.1.1. Number of applications lodged for the issue/renewal of a certificate, decisions taken and certificates issued in 2014, by citizenship

Citizenship	Lodged applications for issue/renewal of a certificate	Decisions taken		Issued certificates
		Issue/renew a certificate	Refuse to issue/renew	
Ireland	5	5	-	5
Austria	13	13	-	13
Belgium	16	16	-	16
Bulgaria	20	21	-	21
Czech Republic	23	23	-	23
Denmark	31	31	-	31
Estonia	28	28	-	28
Greece	20	20	-	20
Iceland	3	3	-	3
Spain	56	57	-	57
Italy	101	103	-	103
United Kingdom	50	50	-	50
Cyprus	1	1	-	1
Croatia	4	4	-	4
Latvia	128	132	-	132
Poland	104	108	-	108
Netherlands	31	31	-	31
Norway	18	18	-	18
Portugal	15	15	-	15
France	80	80	-	80
Romania	135	143	1	143
Slovakia	20	20	-	20
Slovenia	3	3	-	3
Finland	23	23	-	23
Sweden	32	32	-	32
Switzerland	5	5	-	5
Hungary	11	9	-	9
Germany	128	124	-	124
In total	1 104	1118	1	1 118

Source. Data of the Register of Aliens



4.1.2. Number of decisions to issue a certificate in 2014, by grounds for entry

Ground for entry	Decisions taken to issue to a certificate
Alien is an employee or a self-employed person	534
Alien is in possession of adequate means of subsistence for himself/herself and for his/her family members to reside in the Republic of Lithuania and is in possession of a valid document evidencing health insurance coverage	191
Alien is a student, a pupil, a trainee, attends up-skilling courses or vocational training courses, is in possession of adequate means of subsistence to reside in the Republic of Lithuania for himself/herself and his/her family members if they accompany or come to join him and is in possession of a valid document evidencing health insurance coverage	177
Alien is a family member of a citizen of an EU Member State accompanying him/her or coming to join him/her	176
In total	1 078

Source. Data of the Register of Aliens

4.1.3. Number of decisions to withdraw the right to temporarily reside in the Republic of Lithuania and a certificate in 2014, by grounds for withdrawal

Ground for withdrawal	Decisions taken
Citizen of an EU Member State or an EFTA State does not meet the grounds provided for in Article 101(1) of the Law of the Republic of Lithuania on the Legal Status of Aliens	32
Alien leaves the Republic of Lithuania for a period exceeding six months	17
In total	49

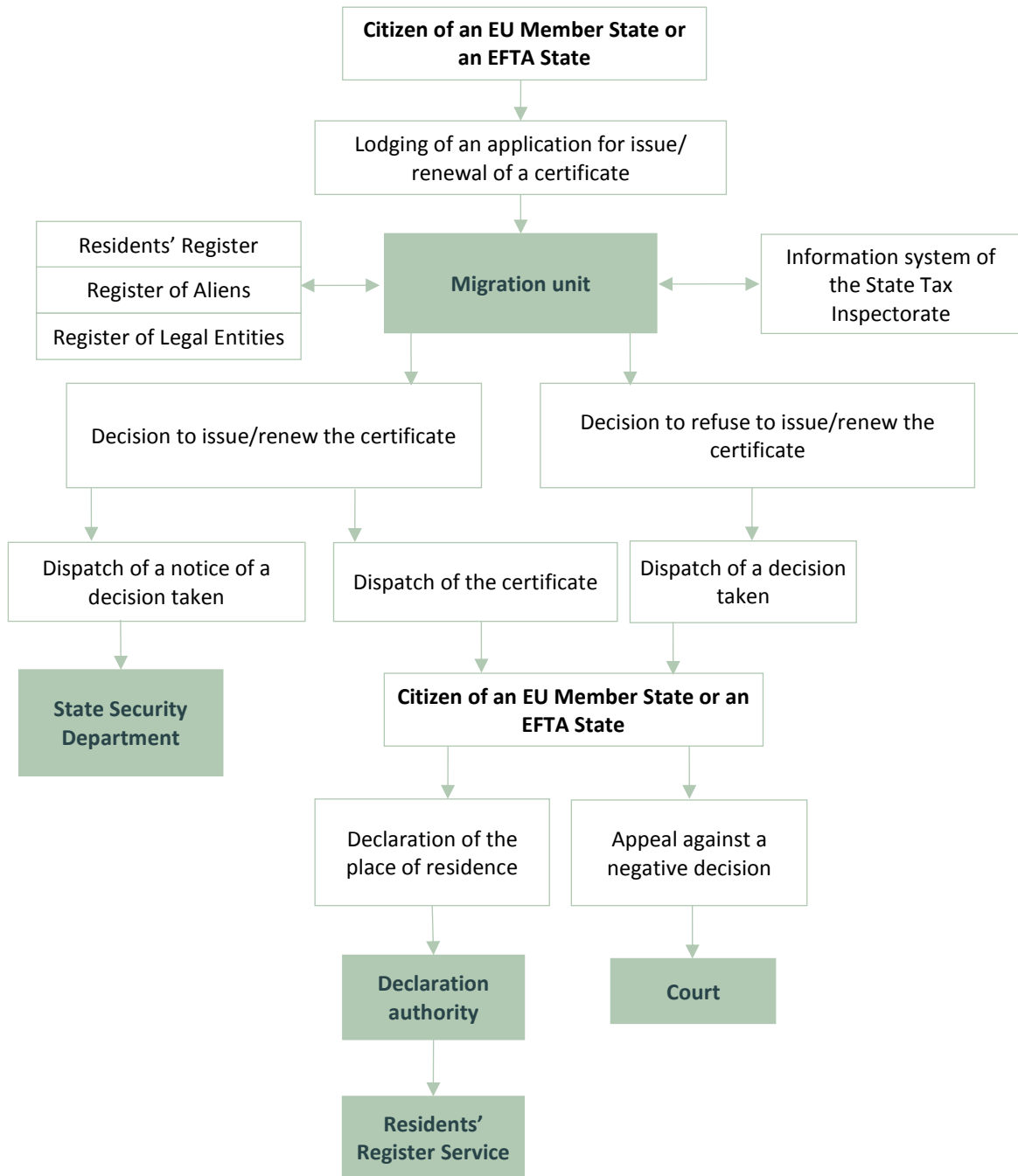
Source. Data of the Register of Aliens

4.1.4. Number of decisions to withdraw the right to temporarily reside in the Republic of Lithuania and a certificate in 2014, by citizenship

Citizenship	Decisions taken
Ireland	3
Bulgaria	5
Denmark	5
Estonia	1
Iceland	1
United Kingdom	1
Latvia	3
Poland	5
Malta	1
Netherlands	1
Portugal	2
France	1
Romania	12
Finland	2
Switzerland	1
Germany	5
In total	49

Source. Data of the Register of Aliens

4.1.5. Flow chart of issue or renewal of a certificate to a citizen of an EU Member State or an EFTA State



4.2. Issue of a temporary residence card of a family member of a Union citizen

Family members of a citizen of an EU Member State or an EFTA State who are not citizens of an EU Member State or an EFTA State, upon entering the Republic of Lithuania for residence for a period in excess of three months within half a year, where they accompany the citizen of the EU Member State or the EFTA State or come to join him/her, must obtain a temporary residence card of a family member of a Union citizen (hereinafter: an 'EU residence card').

Source. Article 99(2) of the Law of the Republic of Lithuania on the Legal Status of Aliens of 29 April 2004

4.2.1. Number of applications lodged for the issue, renewal or withdrawal of an EU residence card and decisions taken in 2014, by citizenship

Citizenship	Applications lodged	Decisions taken		
		Issue	Renew	Withdraw
Armenia	1	1	-	-
Australia	1	1	-	-
Azerbaijan	2	2	-	-
Belarus	9	9	1	1
Stateless persons	2	2	-	1
Bolivia	1	1	-	-
Bosnia and Herzegovina	1	-	1	-
Brazil	1	1	-	-
Chile	1	1	-	-
Egypt	2	2	-	1
Philippines	-	1	-	-
Georgia	3	3	-	-
India	3	3	-	-
USA	6	6	-	-
Canada	-	-	-	1
China	1	1	-	-
Kyrgyzstan	3	-	3	-
Democratic Republic of Congo	1	1	-	-
Mexico	1	1	-	-
Moldova	3	2	-	-
Nigeria	10	10	-	-
Pakistan	4	4	1	-
Peru	2	2	-	-
Russia	25	22	2	-
Syria	4	4	-	-
Sri Lanka	1	1	-	-
Tajikistan	1	1	-	-
Thailand	1	1	-	-
Turkey	1	1	-	-
Ukraine	9	9	-	-
Zimbabwe	1	1	-	-
In total	101	94	8	4

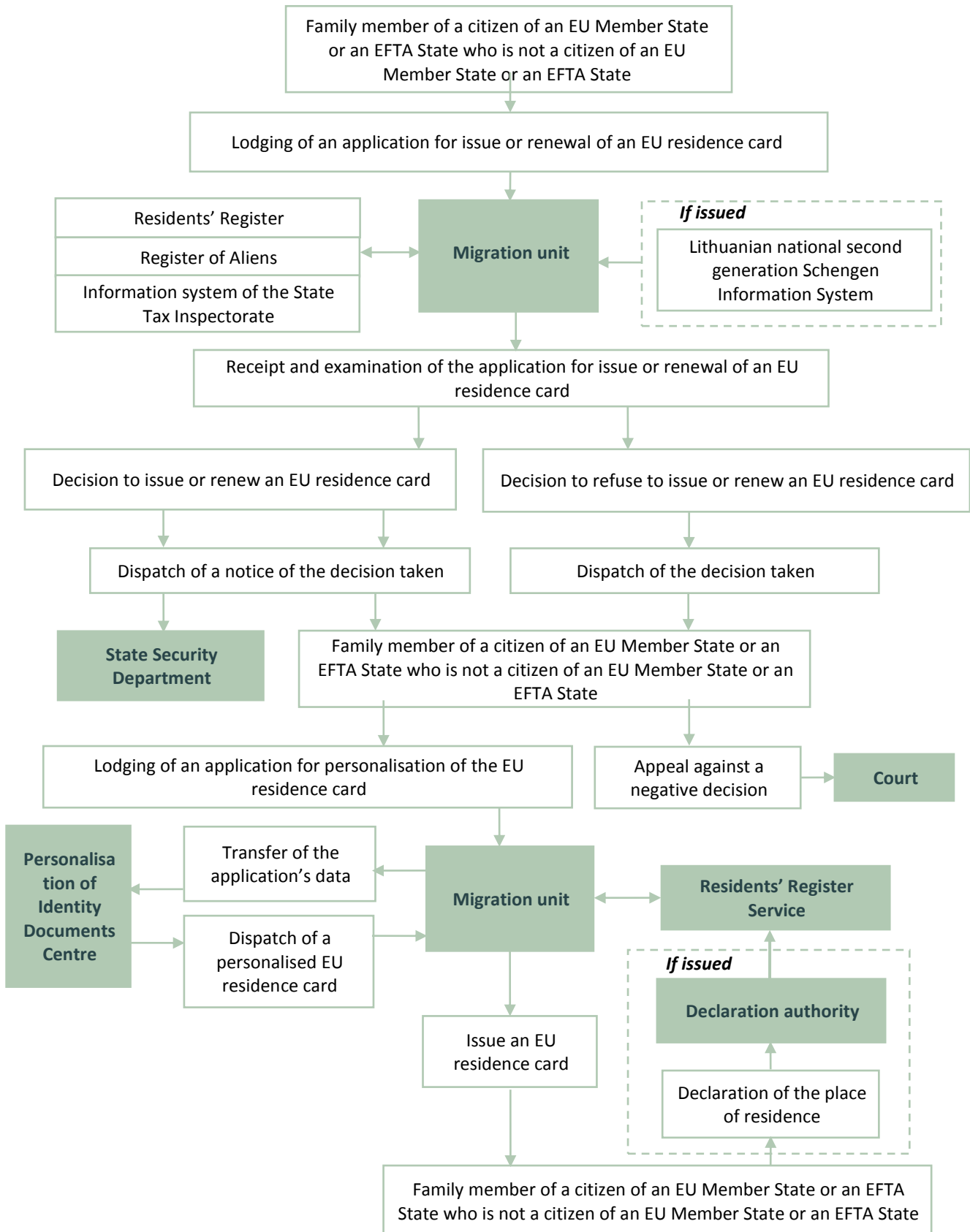
Source. Data of the Register of Aliens

4.2.2. Number of EU residence cards issued to family members of a citizen of an EU Member State or an EFTA State in 2010-2014, by citizenship

Citizenship	2010	2011	2012	2013	2014
Albania	-	1	-	1	-
Algeria	1	1	1	-	-
Argentina	1	-	1	-	-
Armenia	-	-	-	1	1
Australia	-	-	2	-	1
Azerbaijan	-	1	2	1	2
Bahamas	-	-	1	-	-
Belarus	1	5	7	9	12
Bangladesh	-	1	1	-	1
Stateless persons	6	10	14	5	4
Bolivia	-	-	-	-	1
Bosnia and Herzegovina	-	-	1	-	1
Brazil	-	-	-	1	1
Chile	-	-	1	1	1
Egypt	1	1	1	1	2
Ethiopia	-	-	-	-	1
Philippines	1	-	-	-	1
Georgia	-	-	1	1	2
India	1	-	-	3	4
Iran	-	1	-	2	1
Israel	-	-	1	-	-
Japan	-	-	1	-	-
USA	4	2	4	2	7
Yemen	-	-	1	-	1
Cameroon	-	-	-	3	-
Canada	-	-	1	-	-
Kazakhstan	-	-	-	1	-
China	1	1	1	1	1
Kyrgyzstan	3	3	5	3	3
Columbia	-	1	-	1	-
Democratic Republic of Congo	-	-	-	-	1
Lebanon	-	1	-	-	-
Morocco	-	1	-	1	-
Mexico	-	-	-	-	1
Moldova	2	1	1	-	2
Nigeria	2	-	3	3	12
Pakistan	3	1	3	3	9
Peru	-	-	-	-	3
South Africa	4	1	-	-	-
Russia	13	11	24	22	29
Serbia	-	-	1	-	-
St. Christopher-Nevis-Anguilla	-	1	-	-	-
Syria	-	-	-	-	1
Sri Lanka	-	-	-	-	1
Tajikistan	-	-	-	-	1
Thailand	-	-	-	-	1
Turkey	1	-	1	1	1
Ukraine	2	7	10	14	10
Uruguay	-	-	-	1	-
Uzbekistan	-	-	-	1	-
Venezuela	-	1	1	-	-
In total	47	53	91	83	120

Source. Data of the Residents' Register

4.2.3. Flow chart of issue or renewal of an EU residence card to a family member of a citizen of an EU Member State or an EFTA State



4.3. Issue of a certificate confirming the right of a citizen of an EU Member State or an EFTA State to permanently reside in the Republic of Lithuania

A citizen of an EU Member State or an EFTA State acquires the right to permanently reside in the Republic of Lithuania provided that he/she has lawfully resided in the Republic of Lithuania for the last five years or has the right to reinstate citizenship of the Republic of Lithuania in accordance with the procedure defined in the Law of the Republic of Lithuania on Citizenship or is a person of Lithuanian descent or enters the Republic of Lithuania for residence together with a citizen of the Republic of Lithuania as his/her family member.

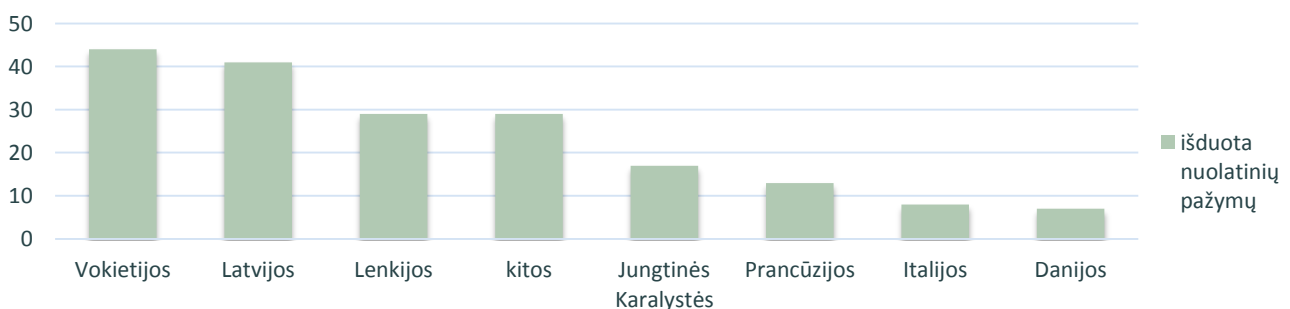
In order to confirm the right of the citizen of the EU Member State or the EFTA State to permanently reside in the Republic of Lithuania, he/she is issued a certificate in the format defined by the Minister of the Interior (hereinafter: a 'permanent certificate'). This certificate confirms the right acquired by the citizen of the EU Member State or the EFTA State to reside permanently in the Republic of Lithuania.

Source. Article 104(1) and (4) of the Law of the Republic of Lithuania on the Legal Status of Aliens of 29 April 2004

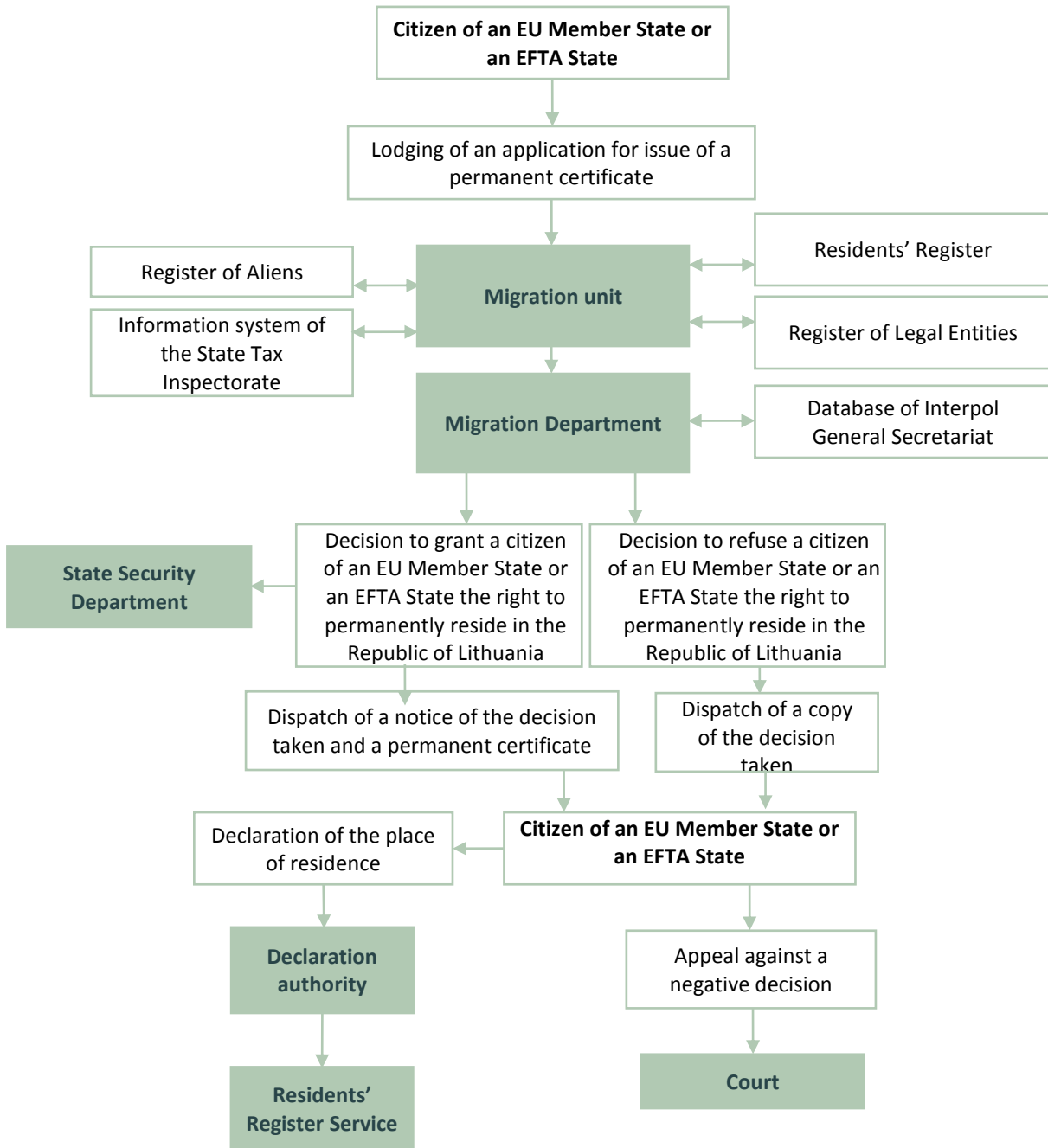
4.3.1. Number of applications lodged for the issue/renewal of a permanent certificate, decisions taken and permanent certificates issued in 2014, by citizenship

Citizenship	Applications lodged for issue/renewal of a permanent certificate	Decisions taken			Permanent certificates declared invalid	Issued permanent certificates
		Issue	Renew	Other decisions		
Ireland	-	-	-	-	19	-
Austria	-	-	-	-	3	-
Belgium	3	3	-	-	1	3
Bulgaria	1	1	-	-	2	1
Czech Republic	-	-	-	-	1	-
Denmark	8	7	-	-	10	7
Estonia	6	4	-	1	4	4
Greece	-	-	-	-	2	-
Spain	3	2	-	-	5	2
Italy	9	6	2	-	8	8
United Kingdom	17	17	-	-	7	17
Latvia	39	38	3	2	32	41
Poland	31	22	7	-	33	29
Netherlands	4	3	1	-	3	4
Norway	3	3	-	-	2	3
Portugal	-	1	-	-	1	1
France	13	10	3	-	11	13
Romania	2	2	-	-	1	2
Slovakia	2	2	-	-	-	2
Finland	2	4	-	-	5	4
Sweden	1	2	-	-	2	2
Switzerland	2	1	-	-	-	1
Hungary	-	-	-	-	1	-
Germany	44	37	7	1	41	44
In total	190	165	23	4	194	188

Source. Data of the Register of Aliens



4.3.2. Flow chart of issue of a permanent certificate to a citizen of an EU Member State or an EFTA State



4.4. Issue of a permanent residence card of a family member of a Union citizen

Family members of a citizen of an EU Member State or an EFTA State acquire the right to permanently reside in the Republic of Lithuania after lawfully residing in the Republic of Lithuania for the last five years with the citizen of the EU Member State or the EFTA State or their right to reside in the Republic of Lithuania is retained in compliance with Article 101¹(1) of the Law of the Republic of Lithuania on the Legal Status of Aliens (having lawfully resided in the Republic of Lithuania for the last five years), or they are family members of a citizen of an EU Member State or an EFTA State who has the right to reinstate citizenship of the Republic of Lithuania in accordance with the procedure established by the Law of the Republic of Lithuania on Citizenship or of a person of Lithuanian descent. To confirm the right to permanently reside in the Republic of Lithuania, he/she is issued a permanent residence card of a family member of a Union citizen (hereinafter: an 'EU permanent residence card'), which is issued for a period of ten years and is renewed after the expiry of this period.

4.4.1. Number of applications lodged for the issue of an EU permanent residence card and decisions taken in 2014, by citizenship

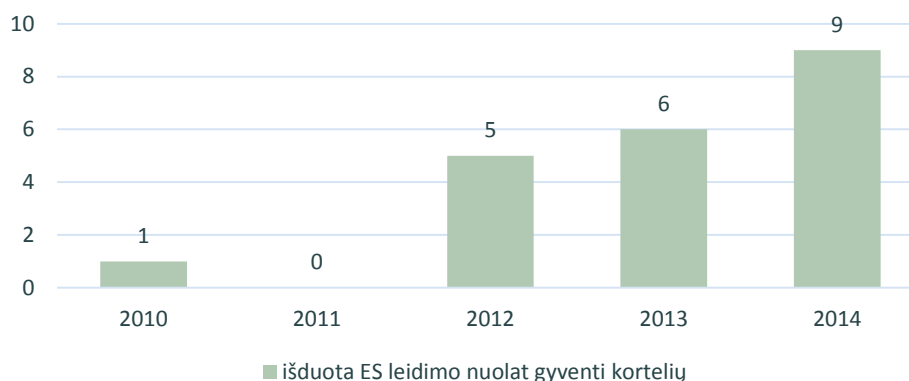
Citizenship	Applications lodged	Decisions taken	
		Issue	Terminate examination of an application
Belarus	1	1	-
Stateless persons	1	1	-
USA	1	1	-
Moldova	1	1	-
South Korea	1	1	-
Russia	2	1	1
Ukraine	3	3	-
In total	10	9	1

Source. Data of the Register of Aliens

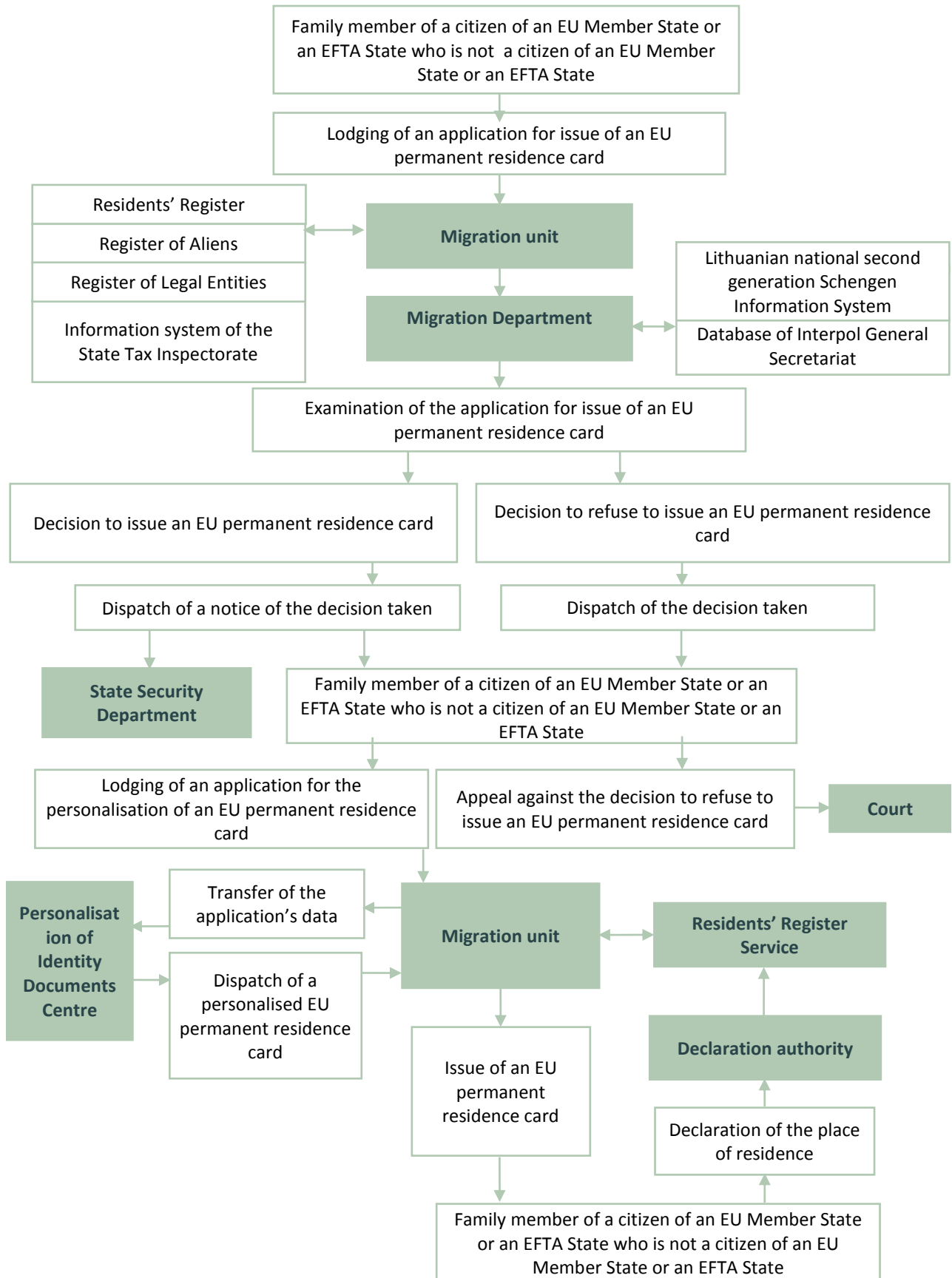
4.4.2. Number of EU permanent residence cards issued in 2010-2014, by citizenship

Citizenship	2010	2011	2012	2013	2014
Belarus	-	-	-	1	1
Stateless persons	-	-	1	-	1
Israel	-	-	-	1	-
USA	-	-	1	-	1
Moldova	-	-	-	-	1
South Korea	-	-	-	-	1
Russia	-	-	1	3	1
Ukraine	1	-	2	1	3
In total	1	-	5	6	9

Source. Data of the Residents' Register



4.4.3. Flow chart of issue of an EU permanent residence card to a family member of a citizen of an EU Member State or an EFTA State





5. VISAS

5.1. Issue of visas

5.1.1. Number of decisions regarding applications of aliens for the issue of a visa in 2014, by place of lodging

5.1.2. Number of visas issued to aliens in 2010-2014, by type

5.1.3. Flow chart of issue of a visa to an alien

5.2. Extension of the period of validity of a Schengen visa

5.2.1. Number of decisions regarding extension of the period of validity of a Schengen visa in 2010-2014, by decision-taking authority

5.2.2. Flow Chart of extension of the period of validity of a Schengen visa

5.3. Consultations on issue of a visa

5.3.1. Flow chart of consultations of visa authorities of the Republic of Lithuania on issue of a visa

5.3.2. Number of consultations of Schengen States' central authorities with the Republic of Lithuania on issue of a visa in 2014

5.3.3. Flow chart of consultations of Schengen States' central authorities with the Republic of Lithuania on issue of a visa

5.3.4. Number of consultations of visa authorities of the Schengen States representing the Republic of Lithuania with the Republic of Lithuania on issue of a visa in 2014

5.3.5. List of visa authorities of other Schengen States representing the Republic of Lithuania

5.3.6. Flow chart of consultations of a visa authority of a Schengen State representing the Republic of Lithuania with the Republic of Lithuania on issue of a visa

5.3.7. Number of consultations on issue of a visa in 2014, by sender of a request for consultation and provided recommendations

5.4. Visa-free travel

5.4.1. List of states whose citizens may enter the Republic of Lithuania without a visa

5.4.2. List of states whose citizens holding diplomatic or service passports may enter the Republic of Lithuania without a visa

5.4.3. List of states which citizens of the Republic of Lithuania may enter without a visa

5.4.4. List of states which the citizens of the Republic of Lithuania holding diplomatic or service passports may enter without a visa

5. VISAS

5.1. Issue of visas

5.1.1. Number of decisions regarding applications of aliens for the issue of a visa in 2014, by place of lodging

Place of lodging an application	Decisions taken	
	Issue	Refuse to issue
Diplomatic missions and consular posts of the Republic of Lithuania	464 755	5 169
Border crossing posts	898	2
Migration units	413*	3
Migration Department	692	5
In total	466 758	5 179

* Visas personalised

Source. Data of the Register of Aliens

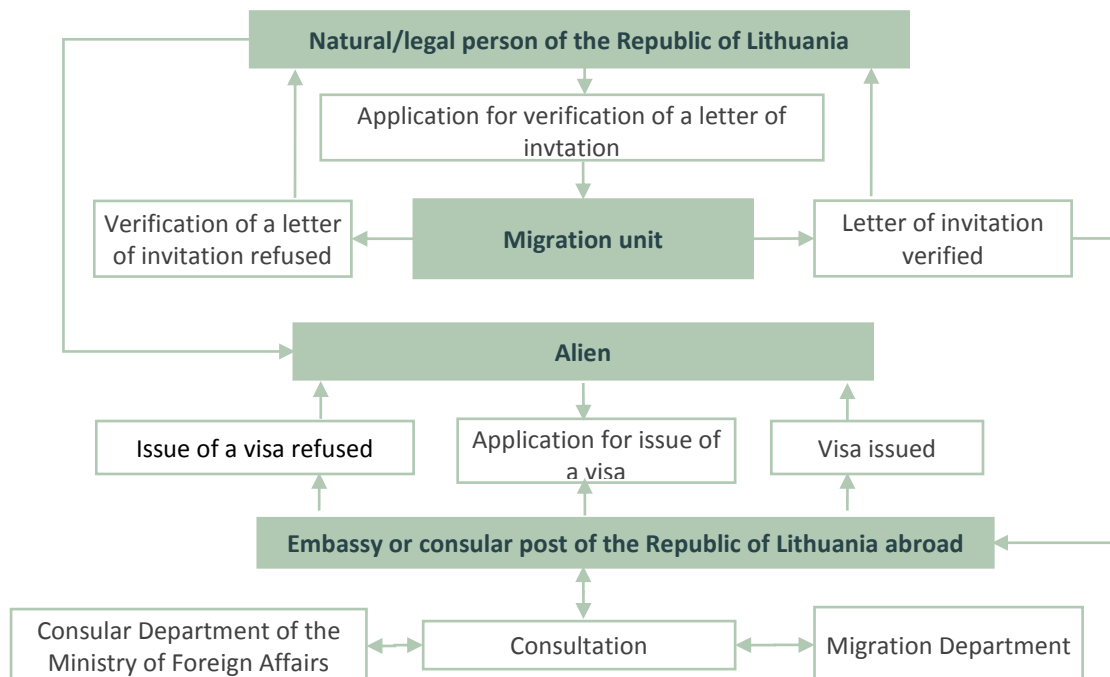
5.1.2. Number of visas issued to aliens in 2010-2014, by type

Type of visas	2010	2011	2012	2013	2014
Transit (B)	5 185*	–	–	–	–
Short stay (C)	269 606	342 543	412 828	465 410	459 192
Long stay (D)	2 520	3 993	5 139	5 848	7 566
In total	277 311	346 536	417 967	471 258	466 758

*Transit visas were issued until 5 April 2010 (until the entry into force of the Visa Code).

Source. Data of the Register of Aliens

5.1.3. Flow chart of issue of a visa to an alien



5.2. Extension of the period of validity of a Schengen visa

According to Article 33 (1) and (2) of the Visa Code, the period of validity and/or duration of stay of an issued visa is extended if:

1) a visa holder has provided proof of *force majeure* or humanitarian reasons preventing him from leaving the territory of the Member States before the expiry of the period of validity of or the duration of stay authorised by the visa;

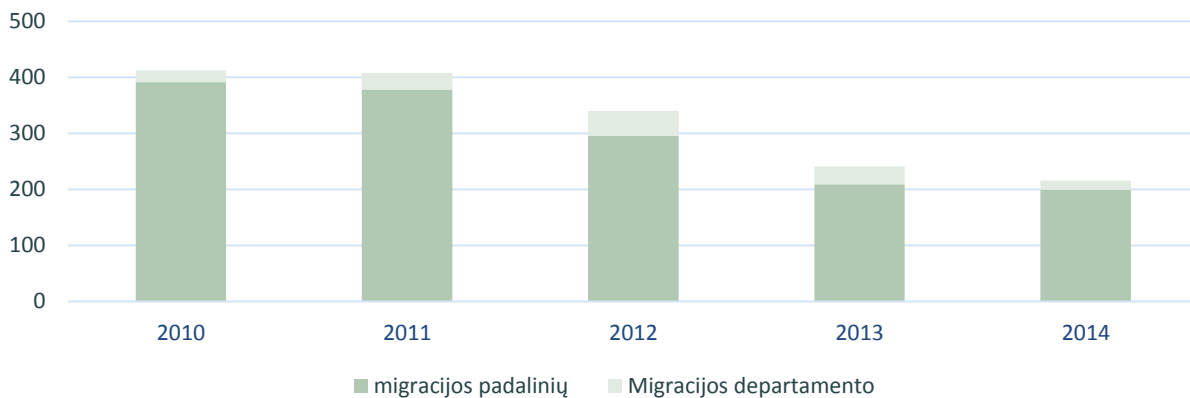
2) a visa holder provides proof of serious personal reasons justifying the extension of the period of validity or the duration of stay.

5.2.1. Number of decisions regarding extension of the period of validity of a Schengen visa in 2010-2014, by decision-taking authority

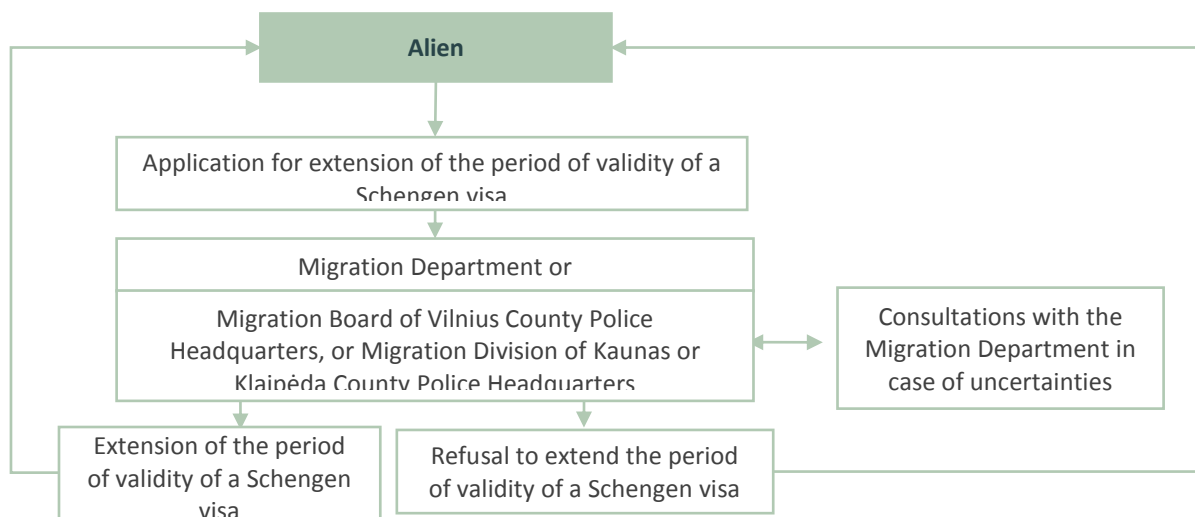
Decisions taken by	2010		2011		2012		2013		2014	
	Issue	Refuse to issue	Issue	Refuse to issue	Issue	Refuse to issue	Issue	Refuse to issue	Issue	Refuse to issue
Migration units	391	–	378	–	295	1	209	–	199	–
Migration Department	21	–	30	–	45	–	32	–	16	–
In total	412	–	408	–	340	1	241	–	215	–

Source. Data of the Register of Aliens

Priimta sprendimų dėl Šengeno vizos galiojimo pratęsimo



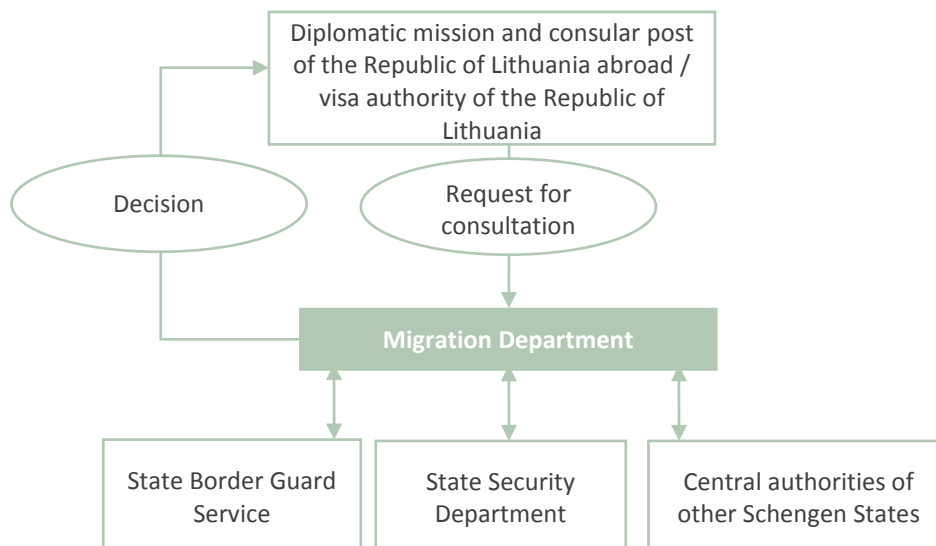
5.2.2. Flow chart of extension of the period of validity of a Schengen visa



5.3. Consultations on issue of a visa

Visa authorities consult the national central authority – the Migration department – via electronic inquiries regarding the issue of Schengen visas pursuant to provisions of the Visa Code. The visa authorities may consult also when an application for the issue of a national visa is lodged.

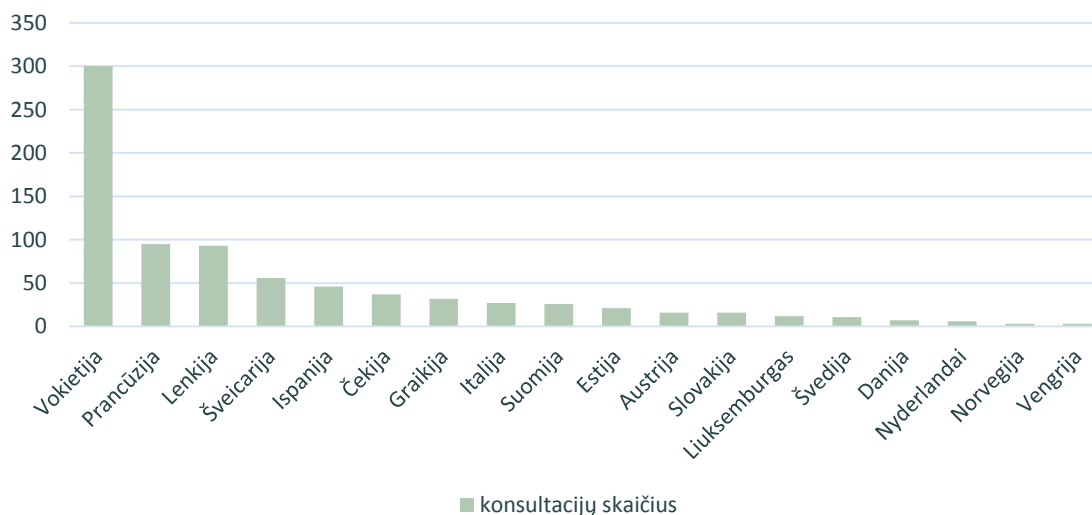
5.3.1. Flow chart of consultations of visa authorities of the Republic of Lithuania on issue of a visa



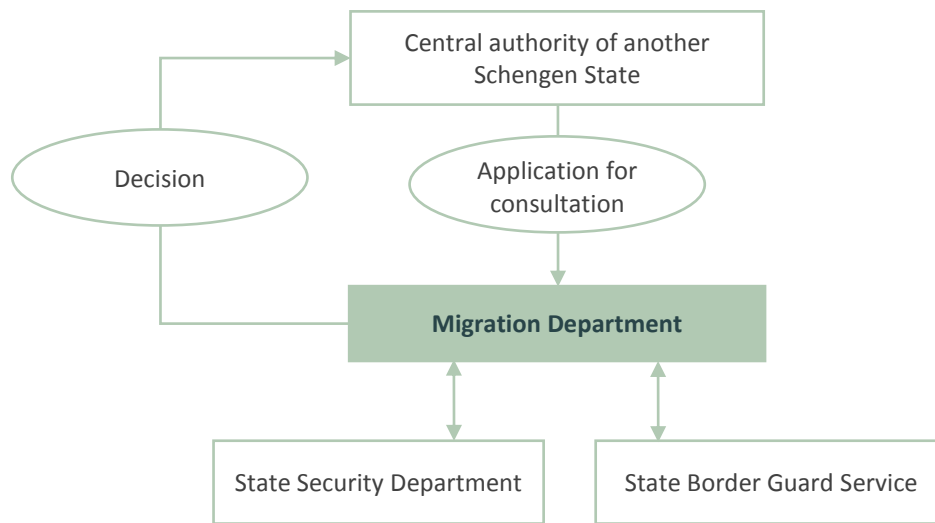
5.3.2. Number of consultations of Schengen States' central authorities with the Republic of Lithuania on issue of a visa in 2014

Schengen State	Number of consultations	Schengen State	Number of consultations
Austria	16	Norway	3
Czech Republic	37	France	95
Denmark	7	Slovakia	16
Estonia	21	Finland	26
Greece	32	Hungary	3
Spain	46	Germany	300
Italy	27	Sweden	11
Poland	93	Switzerland	56
Luxembourg	12	In total	807
Netherlands	6		

Source. Data of the Register of Aliens



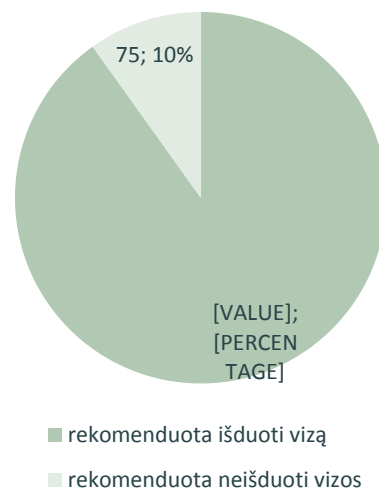
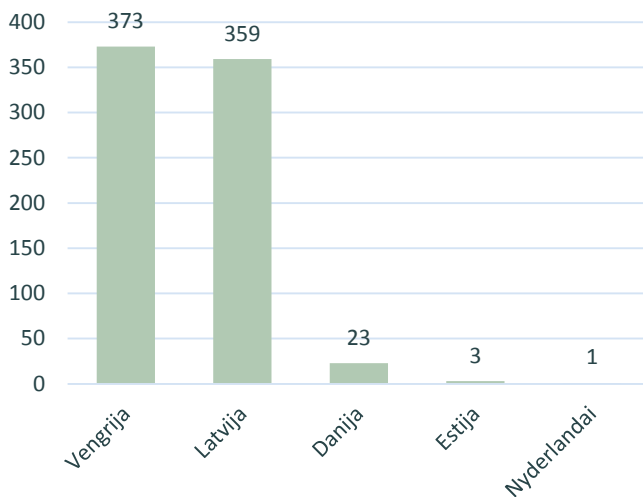
5.3.3. Flow chart of consultations of Schengen States' central authorities with the Republic of Lithuania on issue of a visa



5.3.4. Number of consultations of visa authorities of the Schengen States representing the Republic of Lithuania with the Republic of Lithuania on issue of a visa in 2014

	Hungary	Latvia	Denmark	Netherlands	Estonia	In total
Total number of consultations:	373	359	23	1	3	759
- Recommended to issue a visa	300	359	21	1	3	684
- Recommended to refuse to issue a visa	73	-	2	-	-	75

Source. Data of the Register of Aliens



5.3.5. List of visa authorities of other Schengen States representing the Republic of Lithuania

(data of the Consular Department of the Ministry of Foreign Affairs as on 31 December 2014)

Austrian visa authorities, located in:

- Philippines, Manila;
- Lebanon, Beirut;
- Syria, Damascus

Belgian visa authorities, located in:

- Burundi, Bujumbura;
- Democratic Republic of Congo, Kinshasa;
- Nigeria, Abuja;
- Rwanda, Kigali

Danish visa authority, located in Vietnam, Hanoi

Estonian visa authority, located in:

- Australia, Sydney; since 1 March 2015 – Canberra;
- Russia, Pskov

Latvian visa authority, located in Uzbekistan, Tashkent

Spanish visa authorities, located in:

- Bolivia, La Paz, Santa Cruz de la Sierra;
- Dominican Republic (Santo Domingo);
- Ecuador, Quito, Guayaquil;
- United Arab Emirates, Abu Dhabi;
- Qatar, Doha;
- Kenya, Nairobi;
- Columbia, Bogota;
- Kuwait, Kuwait;
- Oman, Muscat

Dutch visa authorities, located in:

- Aruba, Oranjestad;
- Ghana, Accra;
- Curaçao, Willemstad.

French visa authorities, located in:

- Benin, Cotonou;
- Botswana, Gaborone;
- Burkina Faso, Ouagadougou;
- Central African Republic, Bangui;
- Chad, N'Djamena;
- Ivory Coast, Abidjan;
- Djibouti, Djibouti;
- Fiji, Suva;
- Gabon, Libreville;
- Cameroon, Yaoundé;
- Congo, Brazzaville;
- Mali, Bamako;
- Mauritania, Nouakchott;
- Nigeria, Lagos;
- Niger, Niamey;
- Papua New Guinea, Port Moresby;
- Seychelles, Victoria;
- Saint Lucia, Castries;
- Togo, Lomé;
- Vanuatu (Port Vila)

Slovakian visa authority, located in China, Shanghai

Slovenian visa authority, located in Montenegro, Podgorica

Swedish visa authority, located in:

- Chile (Santiago);
- Guatemala (Guatemala)

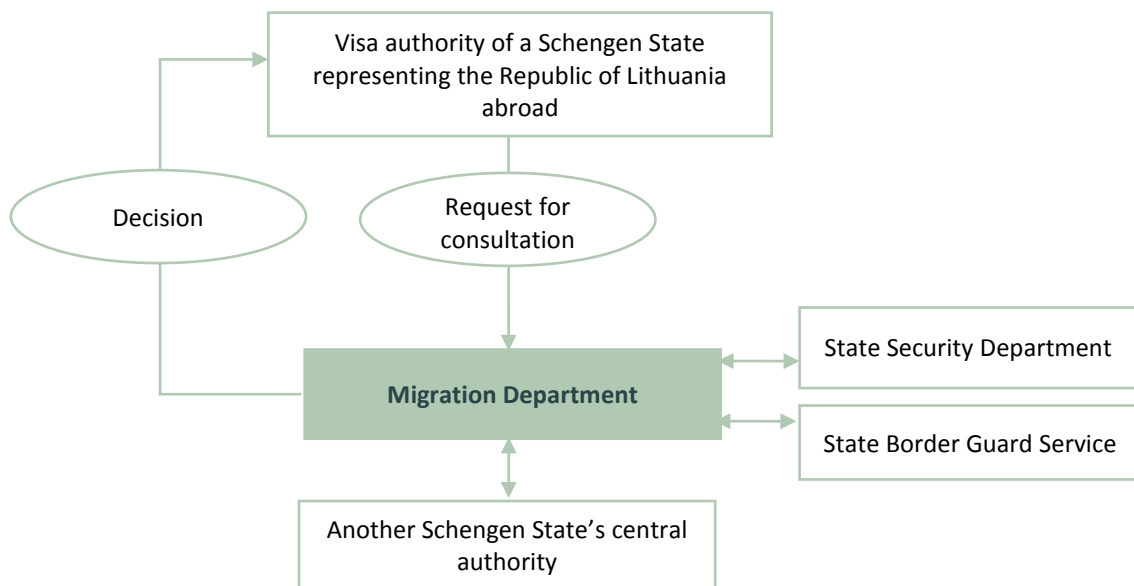
Hungarian visa authorities, located in:

- Bosnia and Herzegovina, Sarajevo;
- Indonesia, Jakarta;
- Iran, Tehran;
- China, Chongqing;
- Cuba, Havana;
- Macedonia, Skopje;
- Pakistan, Islamabad;
- South Africa, Pretoria;
- Saudi Arabia, Riyadh;
- Serbia, Belgrade;
- Taiwan, Taipei

German visa authorities, located in:

- Algeria, Algiers;
- Jordan, Amman;
- Morocco, Rabat;
- Peru, Lima;
- Thailand, Bangkok;
- Tunisia, Tunis

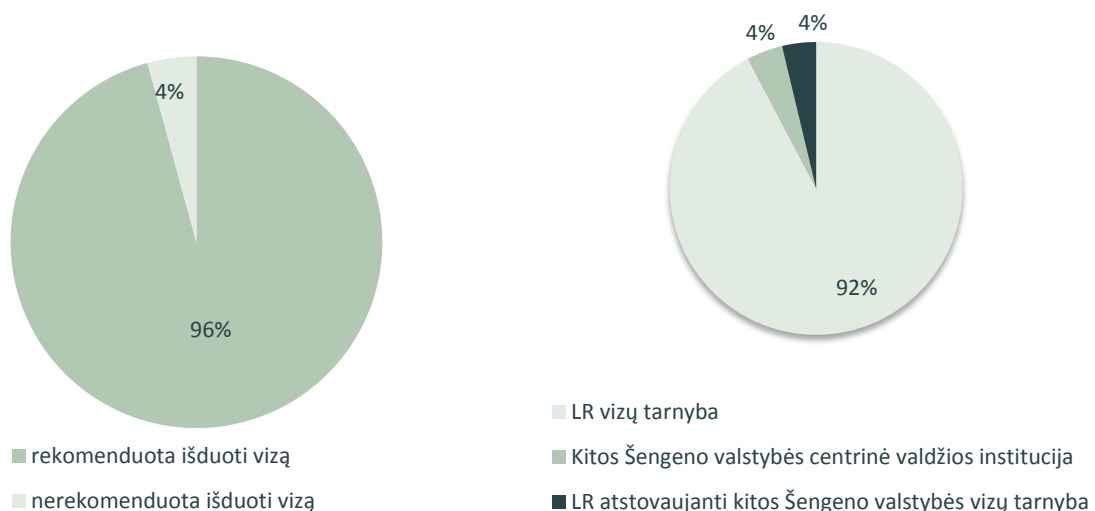
5.3.6. Flow chart of consultations of a visa authority of a Schengen State representing the Republic of Lithuania with the Republic of Lithuania on issue of a visa



5.3.7. Number of consultations on issue of a visa in 2014, by sender of a request for consultation and provided recommendations

Sender of an application for consultation	Total number of consultations		
	In total	Recommended to issue a visa	Not recommended to issue a visa
Visa authority of the Republic of Lithuania	18 735	17 949	786
Central authority of another Schengen State	807	806	1
Visa authority of another Schengen State representing the Republic of Lithuania	759	684	75
In total	20 301	19 439	862

Source. Data of the Register of Aliens



5.4. Visa-free travel

5.4.1. List of states whose citizens may enter the Republic of Lithuania without a visa

(data as on 31 December 2014)

- | | | |
|--|---|---------------------------|
| 1. Ireland | 25. Italy | 48. Nicaragua |
| 2. Albania* | 26. Israel | 49. Norway |
| 3. Andorra | 27. Japan | 50. Netherlands |
| 4. Antigua and Barbuda | 28. United Kingdom | 51. Panama |
| 5. Argentina | 29. United States of America | 52. Paraguay |
| 6. Australia | 30. Montenegro* | 53. South Korea |
| 7. Austria | 31. Canada | 54. Portugal |
| 8. Bahamas | 32. Hong Kong Special Administrative Region of the People's Republic of China** | 55. France |
| 9. Barbados | 33. Macao Special Administrative Region of the People's Republic of China*** | 56. Romania |
| 10. Belgium | 34. Cyprus | 57. Salvador |
| 11. Bosnia and Herzegovina* | 35. Costa Rika | 58. San Marino |
| 12. Brazil | 36. Croatia | 59. Seychelles |
| 13. Brunei | 37. Latvia | 60. Saint Kitts and Nevis |
| 14. Bulgaria | 38. Poland | 61. Serbia **** |
| 15. Former Yugoslav Republic of Macedonia* | 39. Lichtenstein | 62. Singapore |
| 16. Czech Republic | 40. Luxembourg | 63. Slovakia |
| 17. Chile | 41. Malaysia | 64. Slovenia |
| 18. Denmark | 42. Malta | 65. Finland |
| 19. Estonia | 43. Mauritius | 66. Sweden |
| 20. Greece | 44. Mexico | 67. Switzerland |
| 21. Guatemala | 45. Moldova* | 68. Taiwan***** |
| 22. Honduras | 46. Monaco | 69. Uruguay |
| 23. Iceland | 47. New Zealand | 70. Vatican |
| 24. Spain | | 71. Venezuela |
| | | 72. Hungary |
| | | 73. Germany |

* Only valid for holders of biometric passports

** Only valid for holders of Hong Kong Special Administrative Region passports

*** Only valid for holders of Macao Special Administrative Region passports

**** Only valid for holders of biometric passports, excluding holders of Serbian passports issued by the Serbian Coordination Directorate (in Serbian: *Koordinaciona uprava*)

***** Only valid for holders of Taiwan passports in which the number of an identity card is indicated

Source. Council Regulation (EC) No 539/2001 of 15 March 2001 listing the third countries whose nationals must be in possession of visas when crossing the external borders and those whose nationals are exempt from that requirement

5.4.2. List of states whose citizens holding diplomatic or service passports may enter the Republic of Lithuania without a visa

(data of the Consular Department of the Ministry of Foreign Affairs as on 31 December 2014)

- | | |
|--|--|
| 1. Albania (only holders of diplomatic passports) | 11. Macedonia (only holders of diplomatic passports) |
| 2. Armenia (only holders of diplomatic passports) | 12. Morocco (only holders of diplomatic passports) |
| 3. Azerbaijan (only holder of diplomatic passports) | 13. Moldova |
| 4. Bosnia and Herzegovina (only holders of diplomatic passports) | 14. Oman (also persons holding special passports) |
| 5. Philippines | 15. Russia (only holders of diplomatic passports) |
| 6. Georgia (only holders of diplomatic passports) | 16. Serbia (only holders of diplomatic passports) |
| 7. India (only holders of diplomatic passports) | 17. Turkey (also persons holding special passports) |
| 8. Montenegro (only holders of diplomatic passports) | 18. Ukraine |
| 9. Kazakhstan (only holders of diplomatic passports) | 19. Cape Verde |
| 10. China | |

5.4.3. List of states which citizens of the Republic of Lithuania may enter without a visa

(data as on 31 December 2014)

- | | | |
|--|---|---|
| 1. Ireland | 38. United Kingdom and dependent territories** | 71. Norway |
| 2. Albania | 39. USA (with reservations) | 72. Palau* |
| 3. Andorra | 40. Montenegro | 73. Panama (with reservations) |
| 4. Antigua and Barbuda | 41. Canada (with reservations) | 74. Paraguay |
| 5. Argentina | 42. Hong Kong Special Administrative Region of the People's Republic of China | 75. Peru |
| 6. Armenia | 43. Macao Special Administrative Region of the People's Republic of China | 76. Portugal |
| 7. Australia (with reservations) | 44. Cyprus | 77. France |
| 8. Austria | 45. Kyrgyzstan | 78. Puerto Rico (with reservations) |
| 9. Bahamas | 46. Kiribati* | 79. Romania |
| 10. Barbados | 47. Columbia | 80. Salvador |
| 11. Belgium | 48. Republic of Korea | 81. Samoa* |
| 12. Belize | 49. Kosovo* | 82. San Marino |
| 13. Bolivia | 50. Costa Rika | 83. Seychelles |
| 14. Bosnia and Herzegovina | 51. Croatia | 84. Saint Kitts and Nevis |
| 15. Botswana* | 52. Cuba (with reservations) | 85. Saint Lucia* |
| 16. Brazil | 53. Latvia | 86. Saint Vincent and the Grenadines* |
| 17. Brunei (with reservations) | 54. Poland | 87. Serbia |
| 18. Bulgaria | 55. Lichtenstein | 88. Singapore |
| 19. Czech Republic | 56. Luxembourg | 89. Slovakia |
| 20. Chile | 57. Macedonia | 90. Slovenia |
| 21. Denmark | 58. Malaysia | 91. Finland |
| 22. Dominican Republic (with reservations) | 59. Malta | 92. Swaziland |
| 23. Jersey* | 60. Morocco | 93. Sweden |
| 24. Ecuador | 61. Marshall Islands* | 94. Switzerland |
| 25. Estonia | 62. Mauritius | 95. Taiwan |
| 26. Philippines (with reservations) | 63. Mexico | 96. Tonga (with reservations) |
| 27. Guernsey * | 64. Micronesia* | 97. Trinidad and Tobago (with reservations) |
| 28. Greece | 65. Moldova | 98. Tunisia (with reservations) |
| 29. Georgia | 66. Monaco | 99. Turkey (with reservations) |
| 30. Guatemala | 67. Mongolia (with reservations) | 100. Ukraine |
| 31. Haiti | 68. New Zealand (with reservations) | 101. Uruguay |
| 32. Honduras | 69. Nicaragua | 102. Vanuatu* |
| 33. Iceland | 70. Netherlands | 103. Vatican |
| 34. Spain | | 104. Venezuela (with reservations) |
| 35. Italy | | 105. Hungary |
| 36. Israel (with reservations) | | 106. Germany |
| 37. Japan | | |

* Before travelling, one is advised to check information on (waiving of) the requirement to be in possession of a visa to enter a specific foreign state

** Dependent territories of the United Kingdom: Anguilla; Bermuda; British Antarctic Territory; British Virgin Islands; Gibraltar; Montserrat, Cayman Islands, Turks and Caicos Islands

Source. Data of the Consular Department of the Ministry of Foreign Affairs, foreign states' authorities

5.4.4. List of states which the citizens of the Republic of Lithuania holding diplomatic or service passports may enter without a visa

(data of the Consular Department of the Ministry of Foreign Affairs as on 31 December 2014)

- | | |
|--|--|
| 1. Azerbaijan (only holders of diplomatic passports) | 5. Oman |
| 2. India (only holders of diplomatic passports) | 6. Russia (only holders of diplomatic passports) |
| 3. Kazakhstan (only holders of diplomatic passports) | 7. Cape Verde |
| 4. China | |



6. FACILITATED TRANSIT FOR CITIZENS OF THE RUSSIAN FEDERATION

6.1. Decisions regarding applications of citizens of the Russian Federation for the issue of a Facilitated Transit document (FTD) or a Facilitated Railway Transit document (FRTD)

6.2. Flow chart of issue of a FTD to citizens of the Russian Federation

6.3. Flow chart of issue of a FRTD to citizens of the Russian Federation

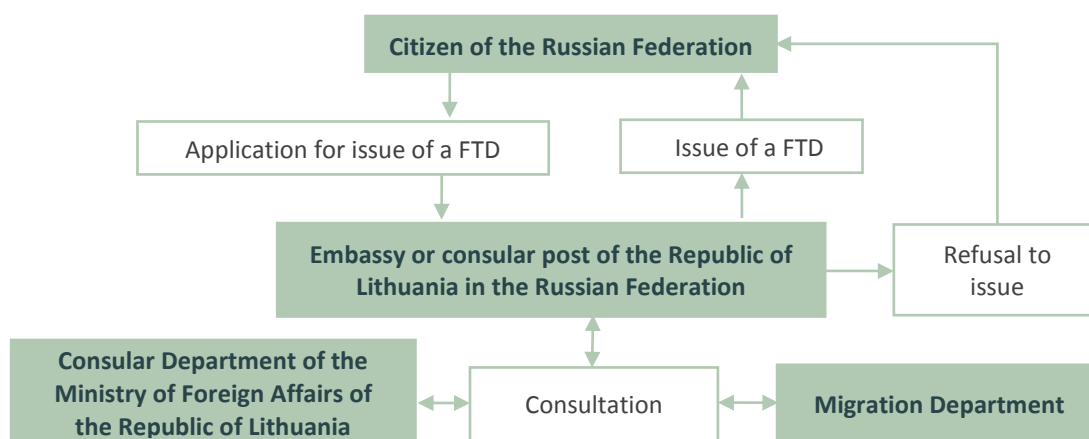
6. FACILITATED TRANSIT FOR CITIZENS OF THE RUSSIAN FEDERATION

6.1. Decisions regarding applications of citizens of the Russian Federation for the issue of a Facilitated Transit document (FTD) or a Facilitated Railway Transit document (FRTD)

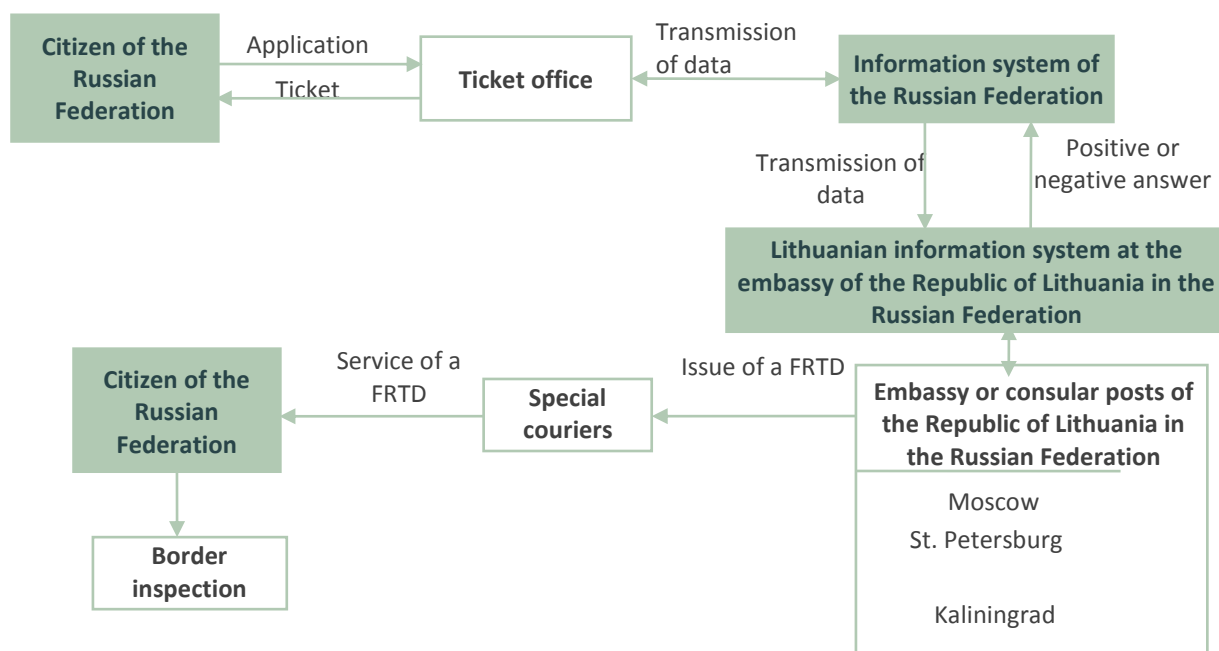
Type of document	2010		2011		2012		2013		2014	
	Issue	Refuse to issue	Issue	Refuse to issue	Issue	Refuse to issue	Issue	Refuse to issue	Issue	Refuse to issue
Regarding the issue of a FTD	10 432	26	12 489	12	18 179	30	19 254	3	16 390	37
Regarding the issue of a FRTD	279 511	396	269 476	176	250 497	-	249 354	1	219 792	9
In total	289 943	422	281 965	188	268 676	30	268 608	4	236 182	46

Source. Data of the Consular Department of the Ministry of Foreign Affairs

6.2. Flow chart of issue of a FTD to citizens of the Russian Federation



6.3. Flow chart of issue of a FRTD to citizens of the Russian Federation





7. TEMPORARY RESIDENCE PERMITS IN THE REPUBLIC OF LITHUANIA

- 7.1. Number of applications of aliens for the issue/renewal of a TRP in 2014, by citizenship
- 7.2. Number of decisions to issue/renew or to refuse to issue/renew a TRP in 2014, by grounds for entry
- 7.3. Number of TRP issued/renewed to aliens in 2014, by citizenship
- 7.4. Number of TRP issued/renewed to aliens in 2014, by grounds for entry
- 7.5. Number of TRP withdrawn in 2010-2014, by grounds for withdrawal
- 7.6. Number of TRP withdrawn in 2010-2014, by aliens' citizenship
- 7.7. TRP statistics for 2010-2014
- 7.8. Flow chart of issue of a TRP
- 7.9. Flow chart of renewal of a TRP

7. TEMPORARY RESIDENCE PERMITS IN THE REPUBLIC OF LITHUANIA

A temporary residence permit in the Republic of Lithuania (TRP) may be issued or renewed to an alien if:

- 1) the alien has retained the right to citizenship of the Republic of Lithuania according to the procedure laid down in the Law on Citizenship;
- 2) the alien is a person of Lithuanian descent;
- 3) it is a case of family reunification;
- 4) the alien intends to take up employment in the Republic of Lithuania;
- 5) the alien intends to engage in lawful activities in the Republic of Lithuania;
- 6) the alien intends to acquire education, study at an educational establishment, participate in a traineeship, up-skilling and vocational training;
- 7) the alien has been taken into guardianship/curatorship or has been appointed guardian/curator;
- 8) the alien cannot be expelled from the Republic of Lithuania or the expulsion of the alien from the Republic of Lithuania is suspended;
- 9) the alien has been granted subsidiary protection in the Republic of Lithuania;
- 10) the alien has been granted temporary protection in the Republic of Lithuania in the accordance with the procedure laid down in this Law;
- 11) the alien is unable to leave due to a dangerous health condition and requires urgent basic medical aid;
- 12) the alien is allowed to stay in the Republic of Lithuania because he is or was a victim of trafficking in human beings and cooperates with pre-trial investigation bodies or the court in combating trafficking in human beings or crimes related to trafficking in human beings;
- 13) the alien intends to conduct research and/or experimental development as a researcher under the employment contract concluded with a higher education and research institution registered in the Republic of Lithuania;
- 14) the alien has acquired the long-term resident status in another EU Member State and is in possession of the residence permit issued by that state.

Source: Version of Article 40(1) of the Law of the Republic of Lithuania on the Legal Status of Aliens valid until 1 November 2014

7.1. Number of applications of aliens for the issue/renewal of a TRP in 2014, by citizenship

Alien's citizenship	In total	Applications for issue of a TRP	Applications for renewal of a TRP
European states, including:	15 917	7 559	8 358
- Azerbaijan	327	171	156
- Belarus	4 174	1 480	2 694
- Georgia	429	258	171
- Russia	5 577	2 659	2 918
- Ukraine	4 744	2 714	2 030
North American states, including:	314	132	182
- USA	272	108	164
Central and South American states	105	50	55
Australia and Oceania	18	11	7
Asian states, including:	2 761	1 644	1 117
- India	418	279	139
- Iran	327	239	88
- China	318	156	162
- Pakistan	470	395	75
African states, including:	445	201	244
- Nigeria	238	106	132
Stateless persons	65	24	41
In total	19 625	9 620	10 004

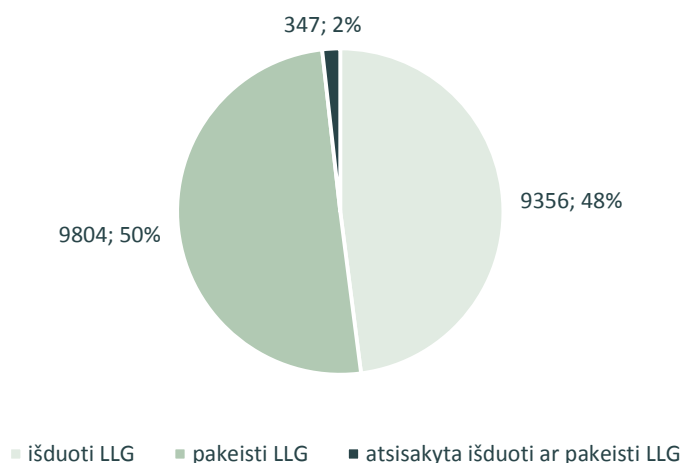
Note: The table does not include aliens who have submitted applications for subsidiary protection in the Republic of Lithuania.

Source: Data of the Register of Aliens

7.2. Number of decisions to issue/renew or to refuse to issue/renew a TRP in 2014, by grounds for entry

Ground for entry	In total	Issue a TRP	Renew a TRP	Refuse to issue or renew a TRP
Alien has retained the right to citizenship of the Republic of Lithuania according to the procedure laid down in the Law on Citizenship	82	58	23	1
Alien is a person of Lithuanian descent	127	114	12	1
Parents /adoptive parents of the alien or one of them resides in the Republic of Lithuania and is a citizen of the Republic of Lithuania	266	59	207	–
Parents/adoptive parents of a minor alien or one of them resides in the Republic of Lithuania, or the spouse of one of the parents taking care of the minor alien is a citizen of the Republic of Lithuania or is in possession of a residence permit in the Republic of Lithuania	1 443	779	655	9
Child/adopted child of the alien resides in the Republic of Lithuania and is a citizen of the Republic of Lithuania	705	129	576	–
Spouse of the alien or a person with whom the registered partnership is concluded and who is a citizen of the Republic of Lithuania or an alien in possession of a residence permit in the Republic of Lithuania resides in the Republic of Lithuania	2 890	655	2 229	6
Alien is in possession of a work permit in the Republic of Lithuania	4 192	2 345	1 844	3
Alien intends to take up employment in the Republic of Lithuania in cases when he/she has been exempted from the obligation to obtain a work permit in the Republic of Lithuania	91	45	46	-
Alien intends to take up highly qualified employment in the Republic of Lithuania	158	92	66	–
Alien intends to engage in lawful activities	7 696	4 278	3 094	324
Alien is enrolled to study at a higher education institution for full-time consecutive studies	1 561	672	889	–
Alien is enrolled to study at an educational establishment under a secondary education programme	89	40	49	–
Other	207	90	114	3
In total	19 507	9 356	9 804	347

Source. Data of the Register of Aliens



7.3. Number of TRP issued/renewed to aliens in 2014, by citizenship

Citizenship	In total	Issued TRP	Renewed TRP
European states, including:	15 147	7 970	7 177
- Azerbaijan	310	195	115
- Belarus	4 130	1 640	2 490
- Georgia	351	207	144
- Russia	5 480	3 164	2 316
- Ukraine	4 255	2 479	1 776
North American states, including:	319	139	180
- USA	273	115	158
Central and South American states	87	35	52
Australia and Oceania	18	7	11
Asian states, including:	2 208	1 341	867
- India	320	238	82
- Iran	215	176	39
- China	277	121	156
- Pakistan	228	185	43
African states	438	231	207
Stateless persons	79	26	53
In total	18 296	9 749	8 547

Source. Data of the Residents' Register

7.4. Number of TRP issued/renewed to aliens in 2014, by grounds for entry

Ground for issue or renewal	In total	Issued TRP	Renewed TRP
Alien has retained the right to citizenship of the Republic of Lithuania according to the procedure laid down in the Law on Citizenship	79	63	16
Alien is a person of Lithuanian descent	130	107	23
Alien enters for family reunification	5 509	1 980	3 529
Alien intends to take up employment in the Republic of Lithuania	3 903	1 847	2 056
Alien intends to take up highly qualified employment in the Republic of Lithuania	152	94	58
Alien intends to engage in lawful activities	6 615	4 481	2 134
Alien intends to acquire education, study at an educational establishment, participate in a traineeship, up-skilling and vocational training	1 678	1 073	605
Other	230	104	126
In total	18 296	9 749	8 547

Source. Data of the Residents' Register

7.5. Number of TRP withdrawn in 2010-2014, by grounds for withdrawal

Ground for withdrawal	2010	2011	2012	2013	2014
It transpires that grounds provided in Article 35(1) of the Law of the Republic of Lithuania on the Legal Status of Aliens exist	2	23	14	60	77
Alien's marriage has been dissolved	2	11	6	4	7
Alien's work permit in the Republic of Lithuania has been withdrawn	91	143	250	365	311
Employment contract with the alien has been terminated	60	75	90	121	162
It is established that the enterprise, agency or organisation whose owner or co-owner the alien is does not perform the declared activities and/or the alien's stay in the Republic of Lithuania is not necessary for the pursuit of the goals and carrying out of the activities of the enterprise, agency or organisation	6	15	3	24	22
Alien's lawful activities in the Republic of Lithuania have been terminated or have been completed	7	16	13	36	60
Alien has been removed from the lists of students or pupils, his traineeship has been terminated or has been completed before schedule, he is removed from the lists of participants in up-skilling or vocational training	41	100	62	83	101
Change in circumstances because of which a TRP was issued	18	53	29	81	79
TRP has been withdrawn for the alien's family member who lives together with an alien	8	14	14	11	20
Other	8	15	16	17	22
In total	243	465	497	802	861

Source. Data of the Register of Aliens

7.6. Number of TRP withdrawn in 2010-2014, by aliens' citizenship

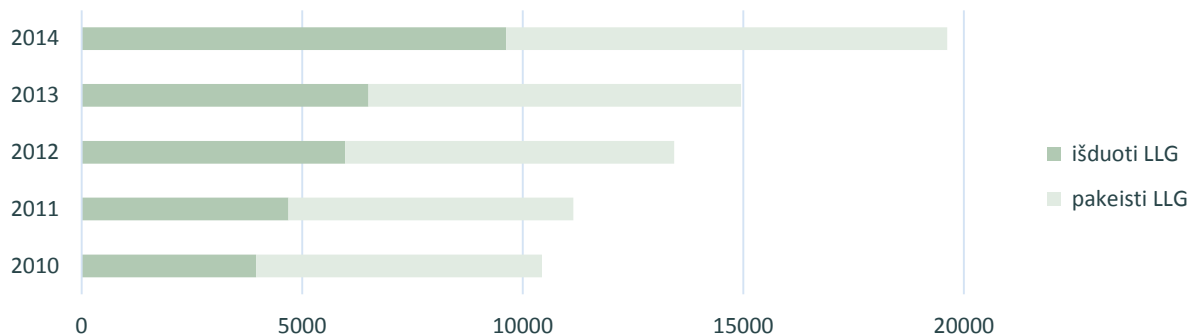
Citizenship	2010	2011	2012	2013	2014
European states, including:	164	329	376	653	664
- Belarus	104	172	157	262	272
- Russia	13	44	48	81	96
- Ukraine	29	86	143	255	236
North American states, including:	4	16	19	-	10
- USA	4	10	16	-	9
Central and South American states	-	2	3	2	2
Asian states, including:	72	108	93	129	166
- India	17	32	16	28	33
- China	25	37	33	29	22
African states	3	9	6	18	19
Stateless persons	-	1	-	-	-
In total	243	465	497	802	861

Source. Data of the Register of Aliens

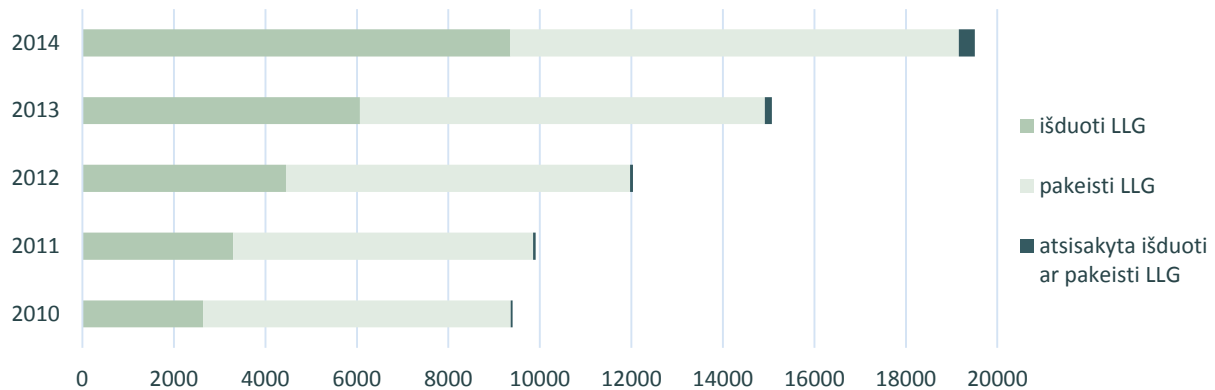
7.7. TRP statistics for 2010-2014

Year	2010	2011	2012	2013	2014
Applications received	9 439	11 151	13 432	14 947	19 625
- for issue of a TRP	3 958	4 692	5 970	6 506	9 620
- for renewal of a TRP	6 481	6 459	7 462	8 441	10 004
Decisions taken	9 401	9 904	12 037	15 073	19 507
- to issue a TRP	2 638	3 292	4 451	6 068	9 356
- to renew a TRP	6 720	6 558	7 517	8 849	9 804
- to refuse to issue or renew a TRP	43	54	69	156	347
TRP issued	1 728	3 573	5 464	6 812	9 749
TRP renewed	7 929	6 848	6 982	7 778	8 547
TRP withdrawn	487	465	497	802	861

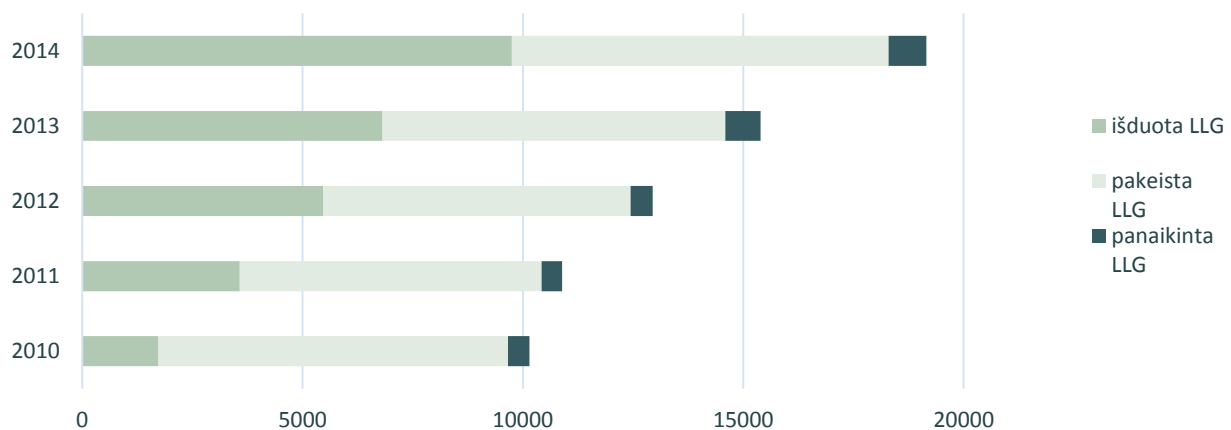
Decisions taken in 2010-2014



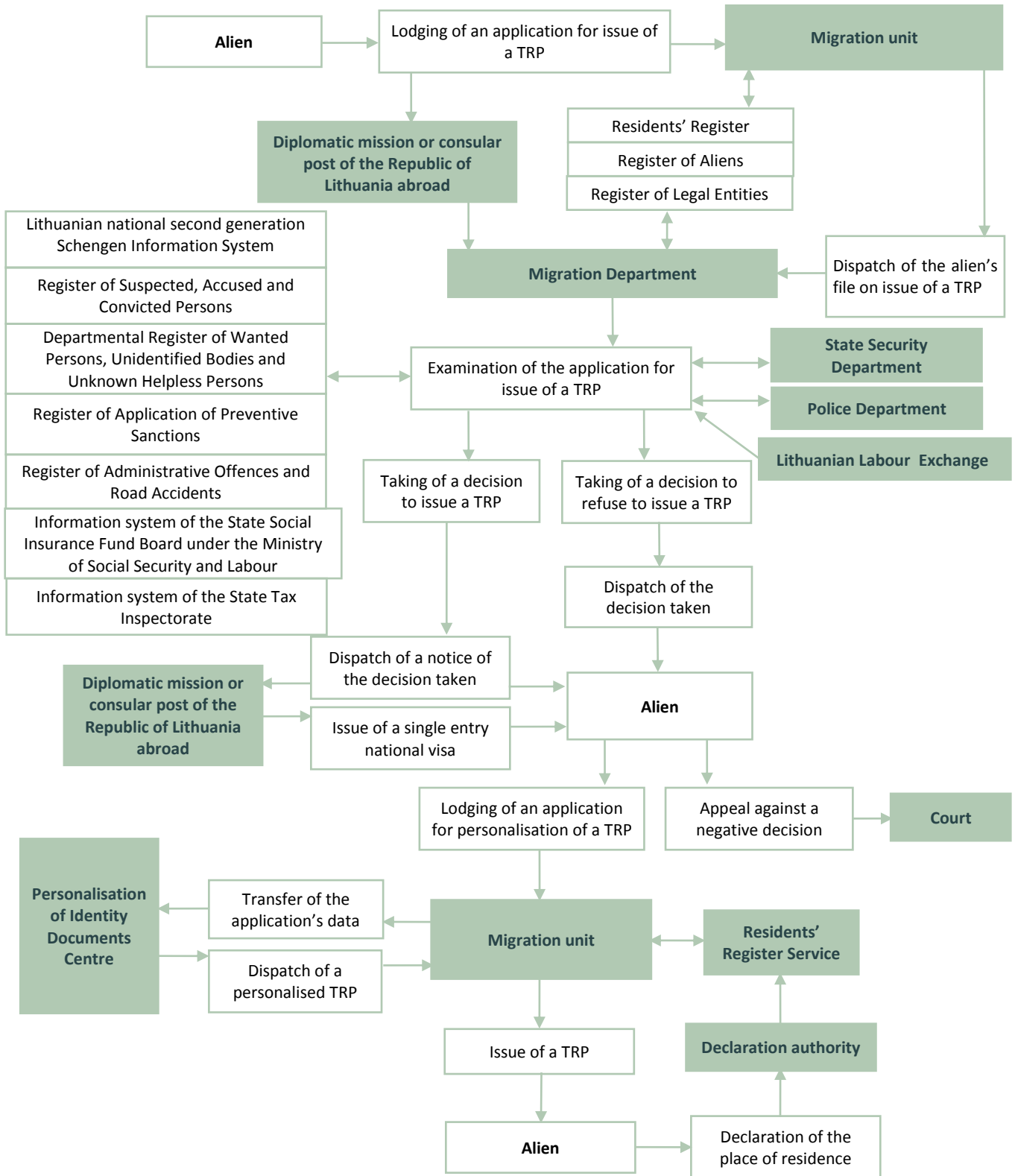
Decisions taken in 2010-2014



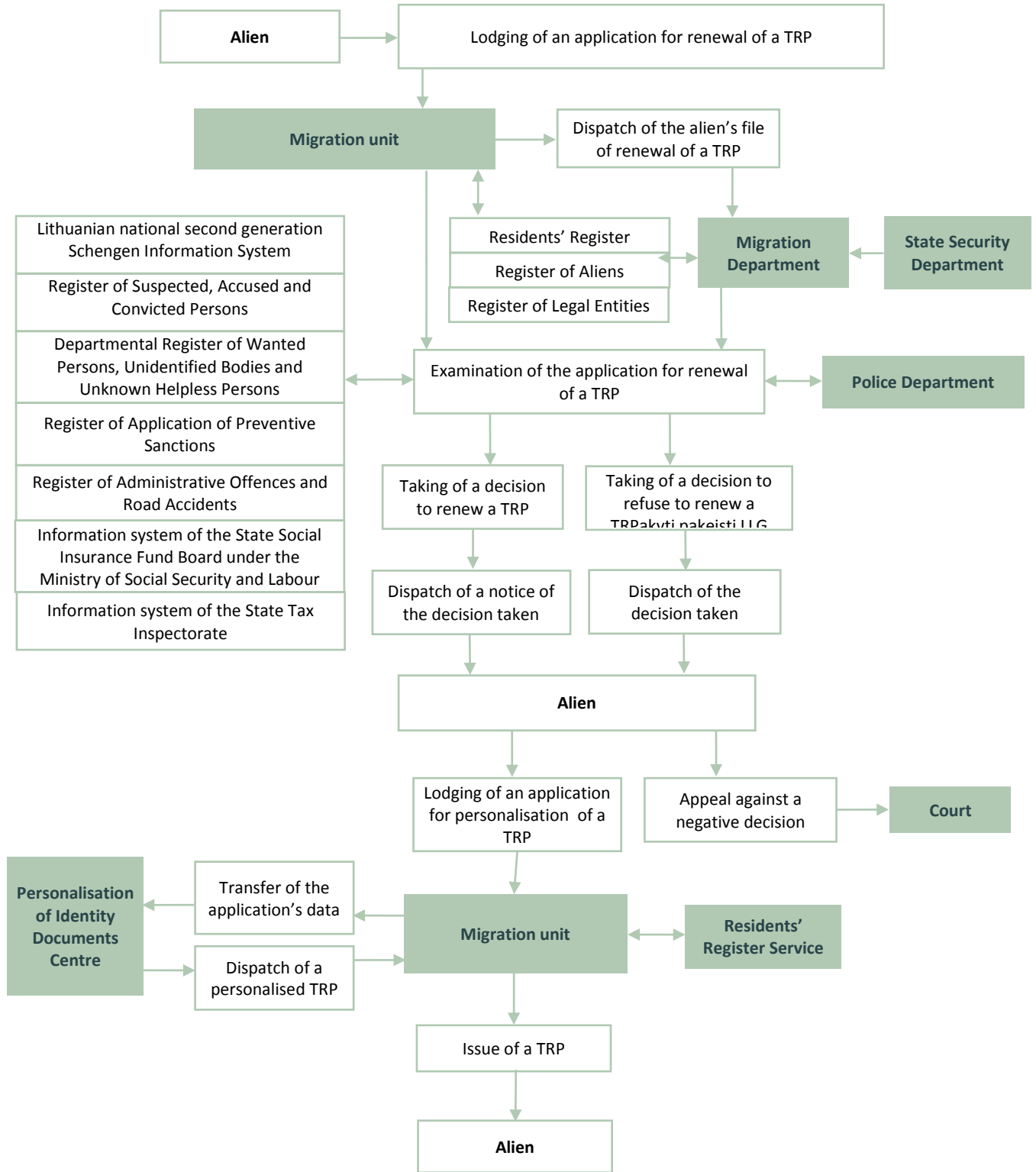
TRP issued, renewed and withdrawn in 2010-2014



7.8. Flow chart of issue of a TRP



7.9. Flow chart of renewal of a TRP





8. PERMITS OF A LONG-TERM RESIDENT OF THE REPUBLIC OF LITHUANIA TO RESIDE IN THE EUROPEAN UNION

- 8.1. Number of applications of aliens for the issue of a permit of a long term resident of the Republic of Lithuania to reside in the European Union (PRP) in 2014, by citizenship
- 8.2. Number of decisions to issue or refuse to issue a PRP in 2014, by citizenship
- 8.3. Number of decisions to issue a PRP in 2014, by ground for issue
- 8.4. Number of aliens to whom PRP were issued in 2010-2014, by citizenship
- 8.5. Number of aliens to whom PRP were renewed in 2010-2014, by citizenship
- 8.6. Flow chart of issue of a PRP
- 8.7. Flow chart of renewal of a PRP

8. PERMITS OF A LONG-TERM RESIDENT OF THE REPUBLIC OF LITHUANIA TO RESIDE IN THE EUROPEAN UNION

8.1. Number of applications of aliens for the issue of a permit of a long term resident of the Republic of Lithuania to reside in the European Union (PRP) in 2014, by citizenship

Citizenship	Number of applications	Citizenship	Number of applications
Afghanistan	4	Lebanon	2
Algeria	1	Macedonia	1
Armenia	21	Moldova	4
Azerbaijan	9	Nepal	2
Belarus	134	Nigeria	1
Stateless persons	38	Peru	1
Bolivia	1	South Korea	1
Egypt	11	Russia	261
Georgia	10	Serbia	1
India	1	Syria	1
Iraq	2	Tajikistan	1
Iran	4	Tunisia	2
Israel	13	Turkey	8
USA	12	Turkmenistan	1
Cambodia	1	Ukraine	144
Canada	2	Uruguay	4
Kazakhstan	6	Uzbekistan	6
China	7	In total	718

Source. Data of the Register of Aliens

8.2. Number of decisions to issue or refuse to issue a PRP in 2014, by citizenship

Citizenship	Issue	Refuse to issue	Citizenship	Issue	Refuse to issue
Afghanistan	3	-	Lebanon	2	-
Algeria	1	-	Macedonia	1	-
Armenia	19	-	Moldova	7	-
Azerbaijan	11	-	Nepal	2	-
Belarus	123	16	Nigeria	1	-
Stateless persons	33	1	Peru	2	-
Bolivia	1	-	South Korea	1	-
Egypt	10	-	Russia	246	17
Eritrea	1	-	Serbia	1	-
Georgia	5	-	Tajikistan	-	1
Iraq	1	1	Tunisia	1	-
Iran	2	1	Turkey	7	1
Israel	10	-	Turkmenistan	1	-
USA	11	-	Ukraine	112	2
Canada	1	-	Uruguay	4	-
Kazakhstan	7	-	Uzbekistan	3	-
China	11	-	In total	641	40

Source. Data of the Register of Aliens

8.3. Number of decisions to issue a PRP ion 2014, by ground for issue

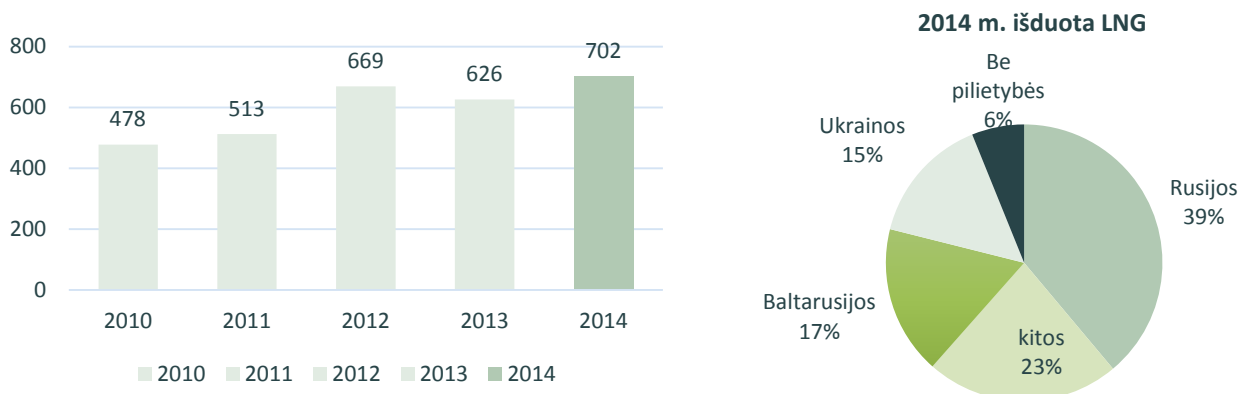
Ground for issue	Number of decisions
Alien has retained the right to citizenship of the Republic of Lithuania according to the procedure laid down in the Law on Citizenship	30
Alien is a person of Lithuanian descent	53
Alien has entered the Republic of Lithuania for residence joining a citizen of the Republic of Lithuania as his family member	36
Alien has lost citizenship of the Republic of Lithuania but resides in the Republic of Lithuania	12
Alien is a minor born in the Republic of Lithuania and his parents or one of the parents is a citizen of the Republic of Lithuania whose place of residence has been declared in the Republic of Lithuania or who holds a permanent residence permit	53
Alien is a minor born outside the Republic of Lithuania and his parents or one of the parents is a citizen of the Republic of Lithuania whose place of residence has been declared in the Republic of Lithuania or who holds a permanent residence permit	40
Alien has resided in the Republic of Lithuania uninterruptedly for the last five years holding a temporary residence permit	62
Alien is subject to the case provided for in Article 2 of the Law on the Implementation of the Law of the Republic of Lithuania on the Legal Status of Aliens	22
Alien has resided together with his family in the Republic of Lithuania uninterruptedly for the last five years	308
Alien has entered the Republic of Lithuania for residence as a family member accompanying an alien who has retained the right to citizenship of the Republic of Lithuania or who is a person of Lithuanian descent and resides together with him	17
Alien has resided in a non-EU Member State for a period not exceeding 12 months or in another EU Member State for a period not exceeding 6 years, has not acquired long-term resident status in another EU Member State and, prior to the residence in the foreign state, resided in the Republic of Lithuania and was in possession of a permanent residence permit	3
Other	5
In total	641

Source. Data of the Register of Aliens

8.4. Number of aliens to whom PRP were issued in 2010-2014, by citizenship

Citizenship	2010	2011	2012	2013	2014
European states, including:	300	368	454	487	562
- Belarus	65	69	131	123	122
- Russia	175	198	217	238	273
- Ukraine	47	46	63	84	105
North American states	13	8	16	9	13
Central and South American states	7	5	10	3	7
Australia and Oceania	-	1	-	5	-
African states	8	10	12	18	14
Asian states	103	54	82	49	63
Stateless persons	47	67	95	55	43
In total	478	513	669	626	702

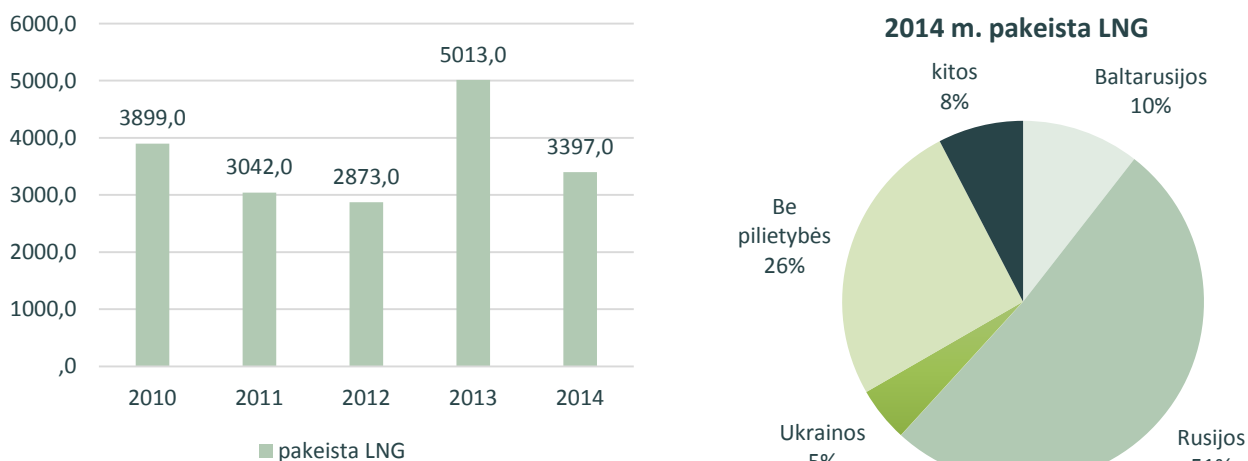
Source. Data of the Residents' Register



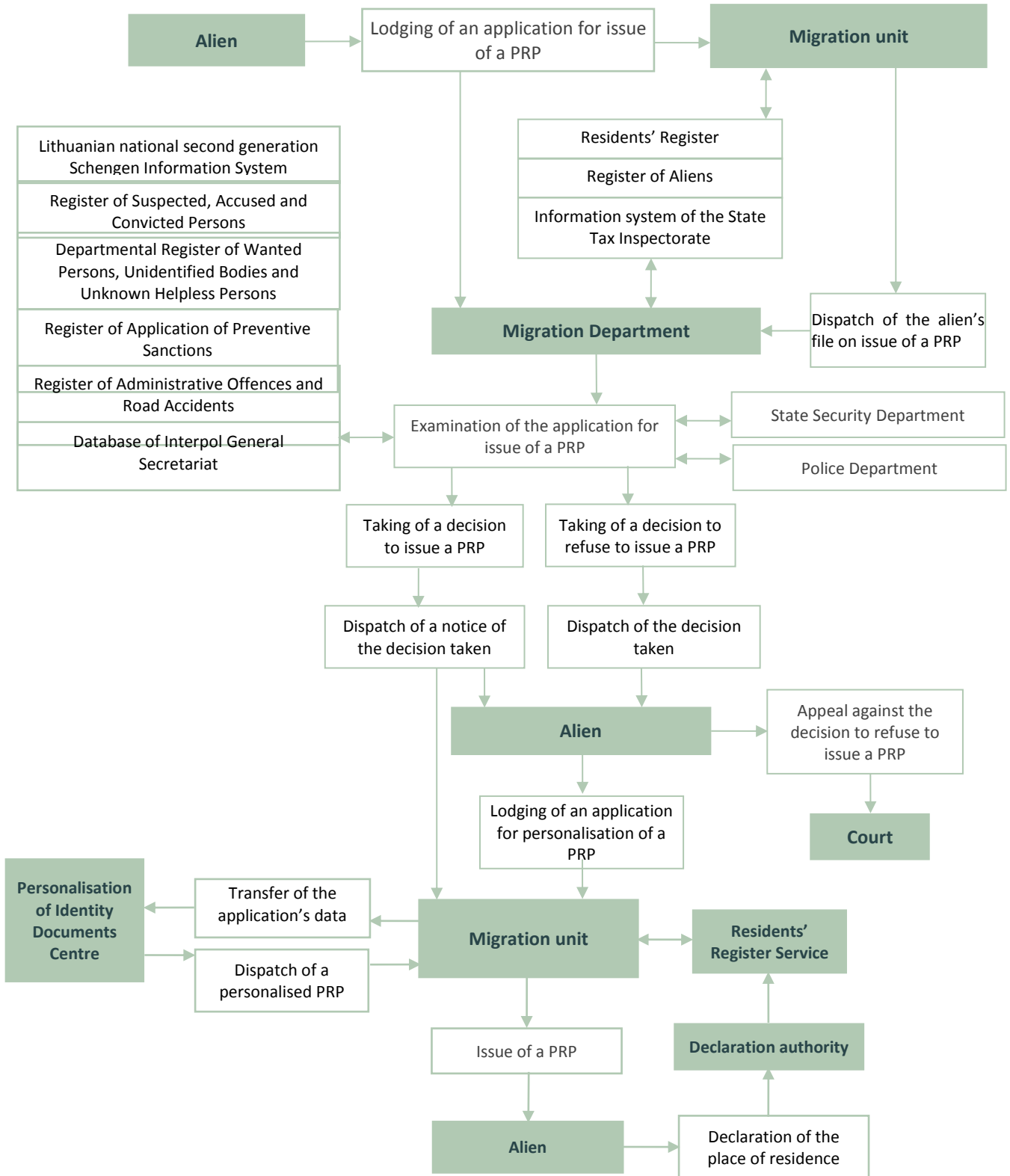
8.5. Number of aliens to whom PRP were renewed in 2010-2014, by citizenship

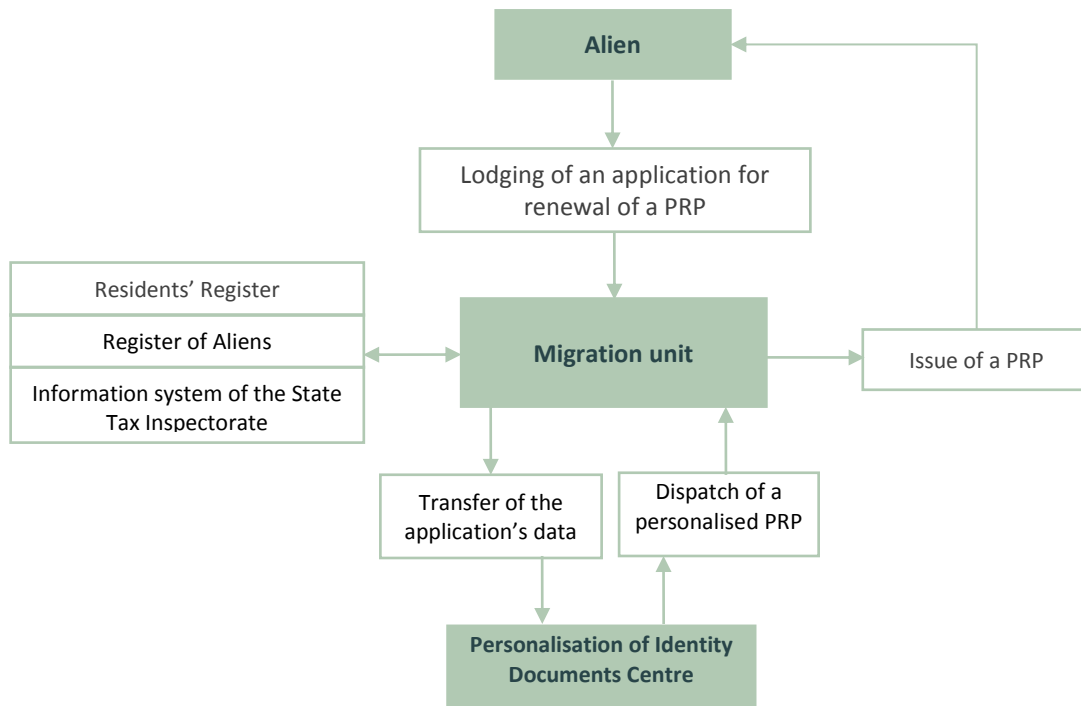
Citizenship	2010	2011	2012	2013	2014
European states, including:	2 666	2 029	2 008	4 045	2 348
- Belarus	485	418	352	336	358
- Russia	1 973	1 303	1 244	3 344	1 741
- Ukraine	195	204	320	283	166
North American states	17	17	26	33	22
Central and South American states	-	6	1	1	3
African states	9	4	5	5	2
Asian states, including:	210	129	94	128	148
- Israel	25	33	16	28	31
- Kazakhstan	40	35	18	34	43
- Vietnam	41	17	9	14	9
Australia and Oceania	-	-	2	1	1
Stateless persons	993	857	737	800	873
In total	3 899	3 042	2 873	5 013	3 397

Source. Data of the Residents' Register



8.6. Flow chart of issue of a PRP



8.7. Flow chart of renewal of a PRP



9. TRAVEL DOCUMENTS ISSUED TO ALIENS

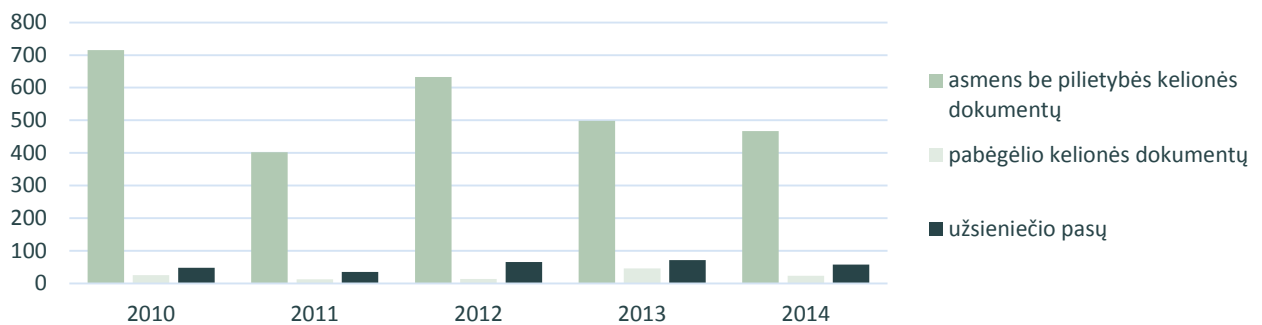
- 9.1. Number of travel documents issued to aliens
- 9.2. Flow chart of issue and renewal of a travel document to a stateless person
- 9.3. Flow chart of issue and renewal of a refugee's travel document
- 9.4. Flow chart of issue and renewal of an alien's passport
- 9.5. Number of an alien's passports issued to aliens, by citizenship

9. TRAVEL DOCUMENTS ISSUED TO ALIENS

9.1. Number of travel documents issued to aliens

	2010	2011	2012	2013	2014
Issued in total, including:	788	449	711	615	548
- a stateless person's travel documents	715	402	633	498	467
- a refugee's travel documents	25	12	13	46	23
- an alien's passports	48	35	65	71	58

Source. Data of the Residents' Register



A stateless person who is entitled to temporary or permanent residence in the Republic of Lithuania but is not in possession of a travel document valid in a foreign state may be issued a travel document of a stateless person provided for in the 1954 Convention relating to the Status of Stateless Persons in accordance with the procedure established by the Minister of the Interior.

Source. Article 38 of the Law of the Republic of Lithuania on the Legal Status of Aliens

A state fee shall be charged for the issue and renewal of a stateless person's travel document (in the amount of LTL 100, under the accelerated procedure – in the amount of LTL 150).

An application for the issue or renewal of a stateless person's travel document must be examined not later than within 20 days, under the urgency procedure – not later than within 7 working days from the lodging of the application.

Source. Points 8, 9 and 13 of the Rules for Issuing Travel Documents to Stateless Persons approved by the order of the Minister of the Interior of the Republic of Lithuania of 24 November 2005

For departure to a foreign state from the Republic of Lithuania, a refugee who permanently resides in the Republic of Lithuania shall be issued a refugee's travel document in accordance with the procedure laid down by the Minister of the Interior.

Source. Article 89(3) of the Law of the Republic of Lithuania on the Legal Status of Aliens

A state fee shall be charged for the issue and renewal of a refugee's travel document (in the amount of LTL 100).

An application for the issue or renewal of a refugee's travel document must be examined not later than within 15 working days from the lodging of the application. A refugee's travel document shall be issued and renewed not later than within 15 working days from the taking of a decision to issue or renew it.

Source. Points 11 and 12 of the Rules for Issuing a Refugee's Travel Document approved by the order of the Minister of the Interior of the Republic of Lithuania of 7 December 2004

A foreign national who is entitled to temporary or permanent residence in the Republic of Lithuania but is not in possession of a valid passport of a foreign national or an equivalent travel document or it has been lost or destroyed and the foreign national cannot receive it from the competent authorities of his country of origin for objective reasons may be issued an alien's passport in accordance with the procedure established by the Minister of the Interior.

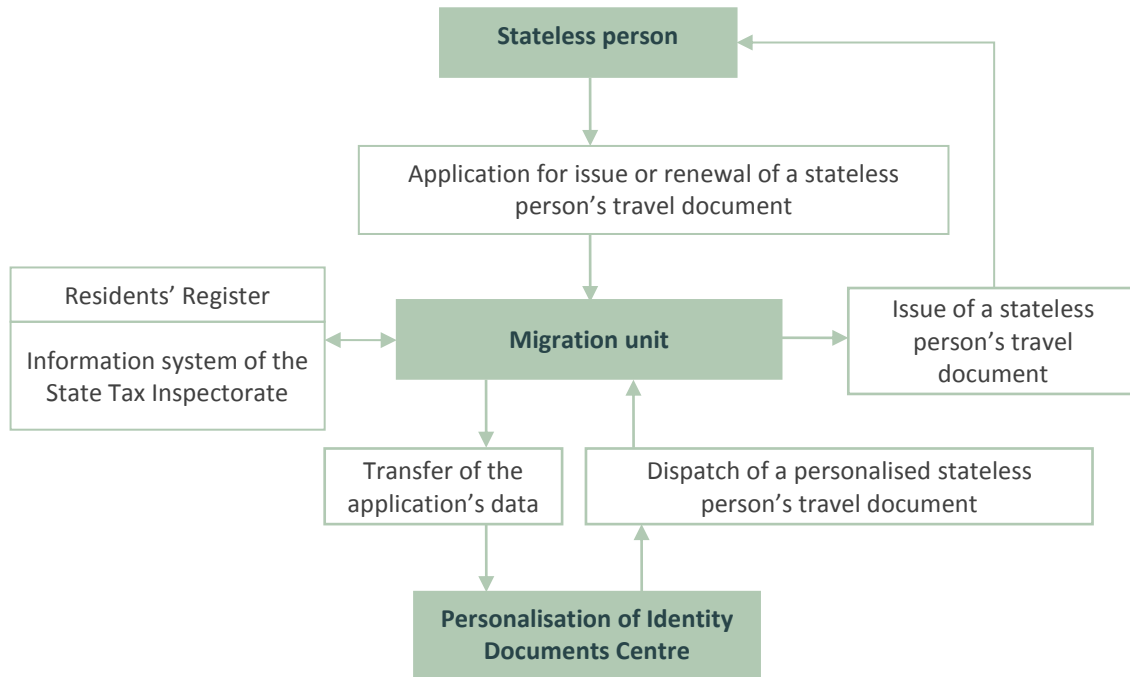
Source. Article 37 of the Law of the Republic of Lithuania on the Legal Status of Aliens

Prior to lodging an application for the issue/renewal of an alien’s passport, an alien must pay a state fee in the amount specified by the Government of the Republic of Lithuania (for the issue/renewal of an alien’s passport – LTL 124).

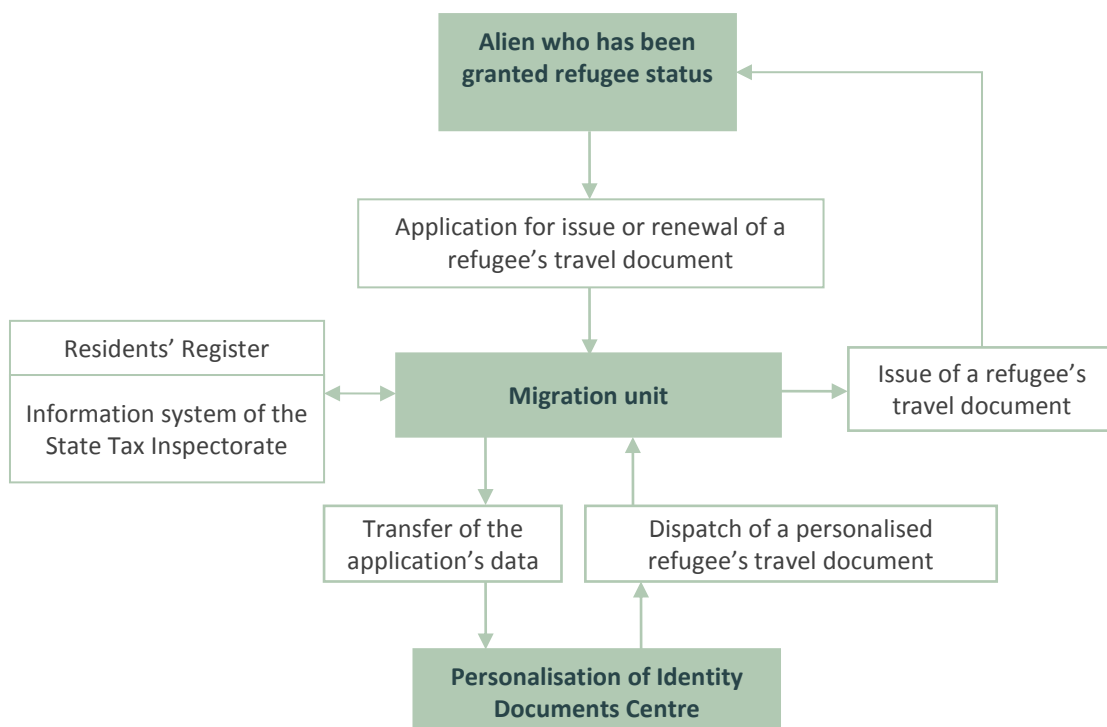
An alien’s passport must be issued or renewed not later than within 30 days from the receipt of the application at a migration unit.

Source. Points 10 and 13 of the Rules for Issuing an Alien’s Passport approved by the Minister of the Interior of the Republic of Lithuania Order of 10 November 2004

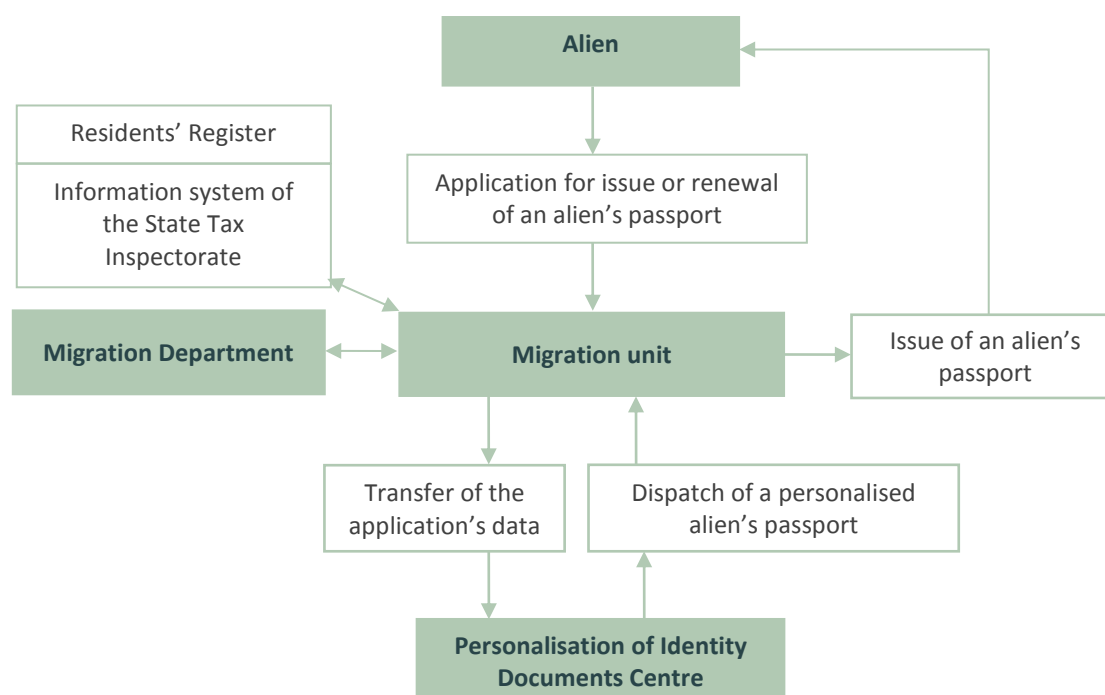
9.2. Flow chart of issue and renewal of a travel document to a stateless person



9.3. Flow chart of issue and renewal of a refugee’s travel document



9.4. Flow chart of issue and renewal of an alien's passport



9.5. Number of an alien's passports issued to aliens, by citizenship

Citizenship	2010	2011	2012	2013	2014
Afghanistan	16	12	33	29	25
Angola	-	1	1	1	-
Armenia	-	-	1	-	-
Belarus	1	1	3	2	1
Egypt	-	-	-	-	1
Eritrea	-	-	1	2	1
Ethiopia	-	-	1	-	-
Iraq	4	2	1	2	1
Iran	-	-	1	1	-
USA	-	-	-	1	1
Cameroon	4	1	1	-	-
Kyrgyzstan	-	-	-	5	4
Congo	-	1	1	2	1
Democratic Republic of Congo	-	3	3	-	1
Cuba	1	1	-	2	-
Nepal	3	-	-	-	-
Pakistan	3	2	3	3	2
Russia	2	9	9	5	9
Syria	-	-	1	11	5
Somali	2	-	1	-	-
Sri Lanka	4	1	1	-	-
Uzbekistan	7	1	-	3	3
Vietnam	-	-	1	-	3
Zambia	-	-	-	1	-
Zimbabwe	1	-	1	1	-
In total	48	35	65	71	58

Source. Data of the Residents' Register



10. ASYLUM IN THE REPUBLIC OF LITHUANIA

10.1. Number of aliens' applications for asylum in the Republic of Lithuania in 2010-2014, by citizenship

10.2. Number of aliens' first applications for asylum in the Republic of Lithuania in 2014, by place of lodging

10.3. Number of aliens' applications for asylum in the Republic of Lithuania and of decisions taken in 2014

10.4. Granting asylum to aliens in the Republic of Lithuania

10.5. Flow chart of granting asylum in the Republic of Lithuania

10.6. Number of requests for taking over of examination of an asylum application made by the Republic of Lithuania in 2014 to other states responsible under the Dublin Regulation for examining an application for asylum lodged by an alien

10.7. Number of requests for taking over of examination of an application for asylum made by other states to the Republic of Lithuania under the Dublin Regulation in 2014

10.8. Number of aliens who were granted refugee status in the Republic of Lithuania in 2010-2014

10.9. Number of aliens who were granted subsidiary protection in the Republic of Lithuania in 2010-2014

10.10. Number of unaccompanied minor asylum applicants in 2010-2014, by citizenship and gender

10.11. Statistics of granting asylum in the Republic of Lithuania in 2010-2014

10. ASYLUM IN THE REPUBLIC OF LITHUANIA

10.1. Number of aliens' applications for asylum in the Republic of Lithuania in 2010-2014, by citizenship

Citizenship	2010	2011	2012	2013	2014
Afghanistan	37	55	93	86	99
Albania	1	-	-	-	-
Armenia	22	28	1	8	1
Azerbaijan	4	-	3	4	19
Belarus	13	20	19	21	16
Bangladesh	1	-	-	-	-
Benin	-	-	-	-	1
Stateless persons	3	7	13	5	6
Ivory Coast (Côte d'Ivoire)	-	-	1	1	-
Egypt	-	-	1	1	2
Eritrea	-	-	6	2	-
Guinea	-	1	-	3	-
Georgia	249	229	305	121	117
India	1	-	-	12	8
Iraq	6	8	4	1	5
Iran	2	1	-	-	1
USA	-	-	2	-	2
Cameroon	-	-	1	-	1
Kazakhstan	-	2	1	2	2
China	-	1	1	-	-
Kyrgyzstan	3	30	5	-	5
Democratic Republic of Congo	-	2	1	-	2
Cuba	-	-	-	1	-
Lebanon	-	-	2	1	-
Liberia	1	-	-	-	-
Libya	-	2	-	-	-
Mali	-	-	1	1	1
Morocco	-	-	-	1	-
Mexico	-	-	-	-	1
Moldova	3	2	1	-	-
Mongolia	-	-	1	-	-
Nepal	2	4	4	3	2
Niger	1	-	-	-	-
Nigeria	-	1	1	3	4
Pakistan	1	1	3	2	4
Russia	113	111	87	72	74
Serbia	1	-	-	-	-
Syria	3	2	7	12	17
Somali	1	1	-	-	-
Sudan	-	-	-	1	-
Sri Lanka	10	3	3	-	1
Tajikistan	5	5	2	1	5
Turkey	-	2	-	-	-
Ukraine	1	-	5	5	70
Uzbekistan	6	8	6	2	1
Vietnam	12	-	47	26	28
Germany	-	-	-	-	1
Zimbabwe	1	1	-	1	-
In total	503	527	627	399	496

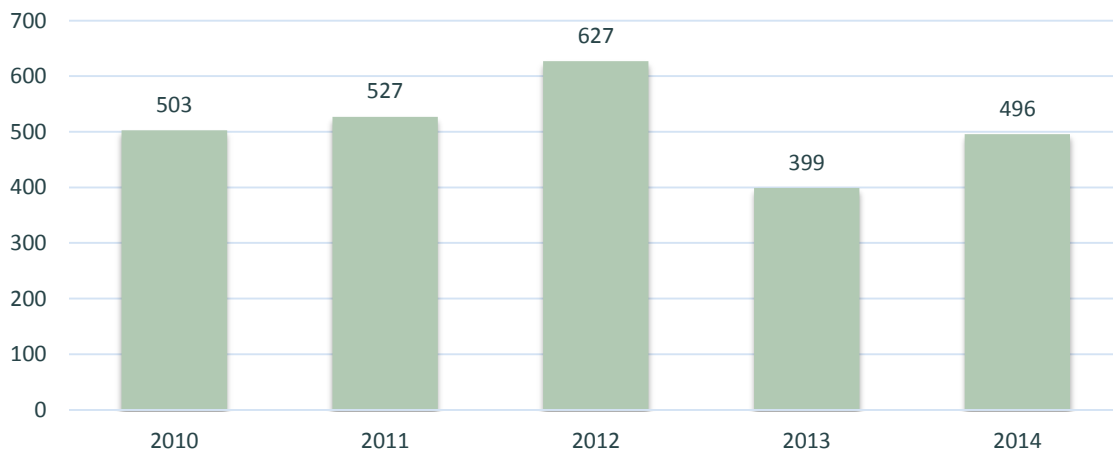
Source. Data of the Register of Aliens

10.2. Number of aliens' first applications for asylum in the Republic of Lithuania in 2014, by place of lodging

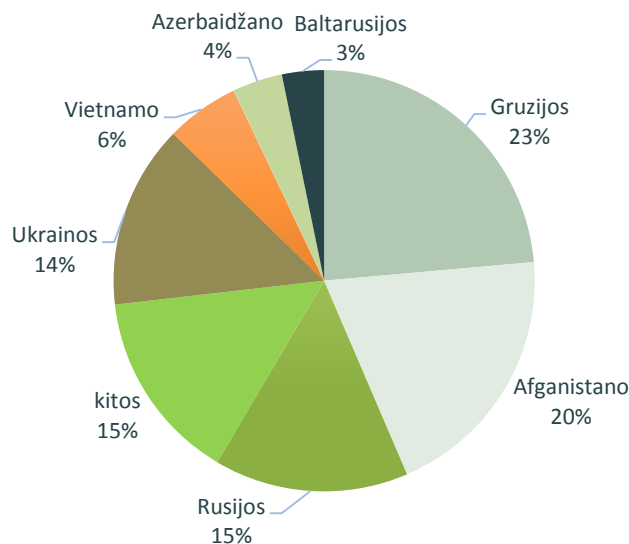
Place of lodging of an application	Number of applications
Border crossing points or other divisions of the State Border Guard Service within a territory in which the border legal regime is valid	217
Foreigners' Registration Centre	84
Migration units	105
In total	406

Source. Data of the Register of Aliens

Number of aliens' applications for asylum in the Republic of Lithuania in 2010-2014



Number of aliens' applications for asylum in the Republic of Lithuania in 2014



10.3. Number of aliens' applications for asylum in the Republic of Lithuania and of decisions taken in 2014

Citizenship	Applications				Decisions					
	First applications	Repeat applications	Applications for taking back under the <i>Dublin II</i> Regulation	In total	Grant asylum		Refuse to grant asylum	Terminate examination of an application	Transfer persons under the <i>Dublin II</i> Regulation	In total
					Refugee status	Subsidiary protection				
Afghanistan	68	30	1	99	10	51	2	18	-	81
Armenia	1	-	-	1	-	-	1	-	-	1
Stateless persons	3	3	-	6	1	2	2	1	-	6
Azerbaijan	-	-	19	19	-	-	-	16	-	16
Belarus	7	8	1	16	1	8	1	2	1	13
Benin	-	-	1	1	-	-	-	-	-	-
Ivory Coast (Côte d'Ivoire)	-	-	-	-	-	1	-	-	-	1
Egypt	2	-	-	2	-	1	1	-	-	2
Georgia	104	7	6	117	-	1	33	70	1	105
Guinea	-	-	-	-	-	-	3	-	-	3
India	7	1	-	8	-	-	7	8	-	15
Iraq	4	1	-	5	-	1	-	-	-	1
Iran	-	-	1	1	-	-	1	-	-	1
USA	1	1	-	2	-	1	1	-	-	2
Cameroon	1	-	-	1	-	-	-	-	-	-
Kazakhstan	1	-	1	2	1	-	1	1	-	3
Kyrgyzstan	-	4	1	5	-	4	-	-	-	4
Democratic Republic of Congo	2	-	-	2	-	-	-	2	-	2
Mali	-	1	-	1	-	-	1	-	-	1
Mexico	1	-	-	1	-	-	-	1	-	1
Nepal	-	1	1	2	-	2	1	-	-	3
Nigeria	4	-	-	4	-	-	3	1	1	5
Pakistan	4	-	-	4	-	-	3	1	-	4
Russia	26	39	10	74	11	37	16	9	7	80
Syria	8	9	-	17	-	11	1	4	-	16
Sri Lanka	1	-	-	1	-	-	1	-	-	1
Tajikistan	1	1	3	5	-	1	1	2	-	4
Ukraine	64	3	3	70	-	31	7	8	3	49
Uzbekistan	-	1	-	1	-	1	-	-	-	1
Vietnam	28	-	-	28	-	-	19	6	-	25
Germany	1	-	-	1	-	-	-	1	-	1
In total	339	110	48	496	24	153	106	151	13	447
In total (2013)	262	103	34	399	15	123	115	124	4	381
In total (2012)	499	84	44	627	13	111	335	169	4	632
In total (2011)	362	81	84	527	7	88	280	146	8	529
In total (2010)	362	101	40	503	1	110	180	209	5	504

Source. Data of the Register of Aliens and the Migration Department

10.4. Granting asylum to aliens in the Republic of Lithuania

Year	Refugee status granted	Subsidiary protection granted*	Applications for asylum rejected	Examination of an application for asylum terminated
1997	6	-	53	-
1998	28	-	116	108
1999	11	-	171	104
2000	15	80	113	200
2001	3	266	58	97
2002	1	287	37	55
2003	3	485	56	230
2004	12	407	50	91
2005	15	328	30	7
2006	12	385	29	16
2007	9	393	51	32
2008	14	350	49	28
2009	11	221	155	98
2010	1	110	180	209
2011	7	88	280	146
2012	13	111	335	169
2013	15	123	115	124
2014	24	153	106	151
In total	200	3 787	1 984	1 865

* Until 30 April 2004, aliens were issued a TRP on humanitarian grounds.

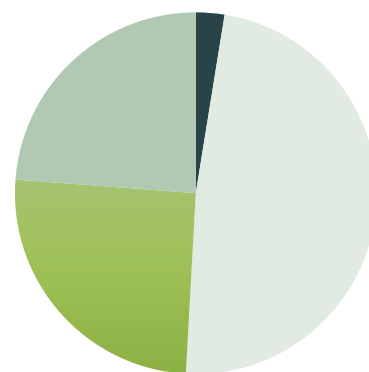
Source. Data of the Register of Aliens

2014 m. priimti sprendimai



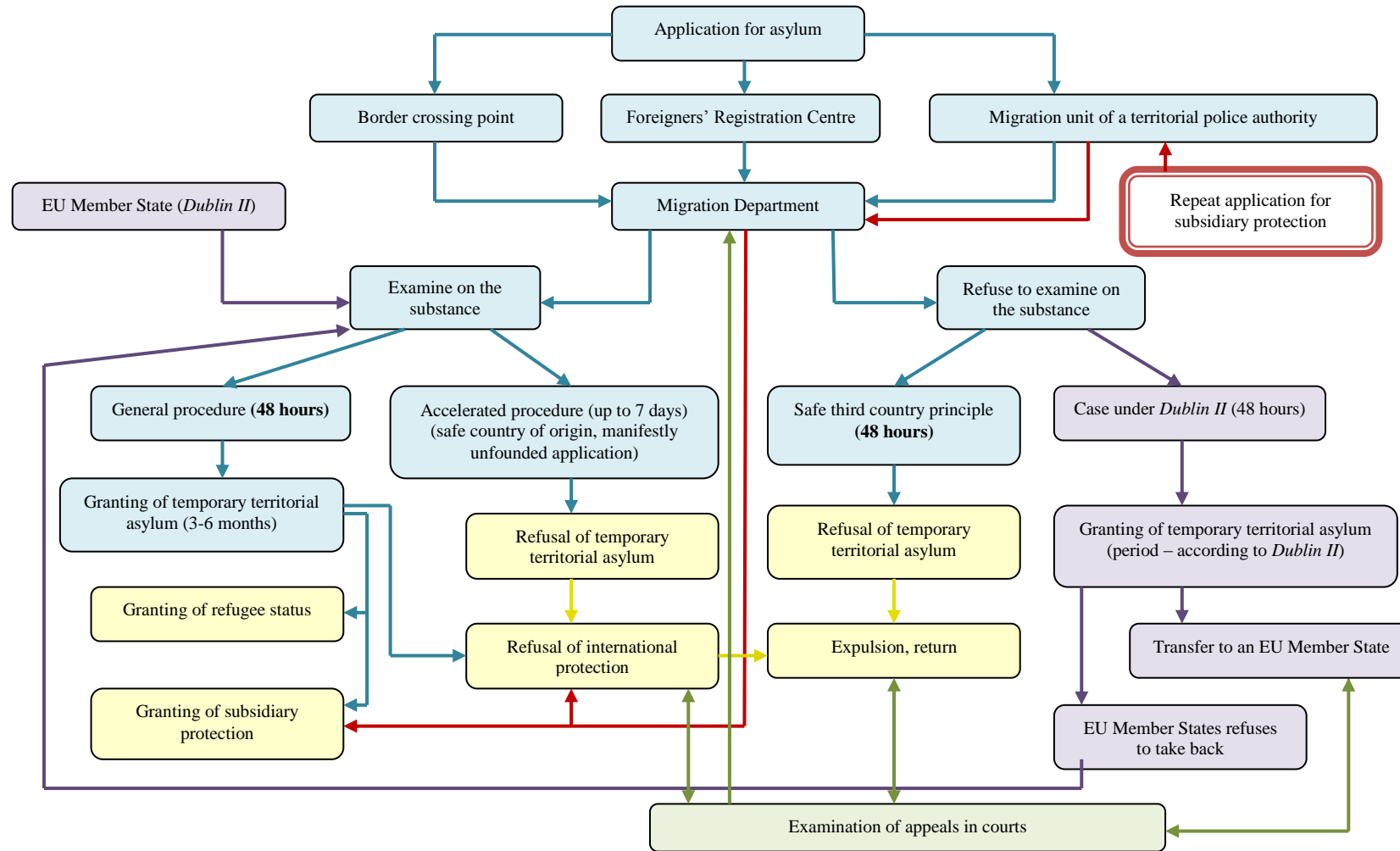
- suteiktas pabėgėlio statusas
- suteikta papildoma apsauga
- atmesti prašymai
- nutrauktas prašymo nagrinėjimas

1997–2014 m. priimti sprendimai



- suteiktas pabėgėlio statusas
- suteikta papildoma apsauga
- atmesti prašymai
- nutrauktas prašymo nagrinėjimas

10.5. Flow chart of granting asylum in the Republic of Lithuania



- Procedural actions and decisions under which an application for asylum is not examined on the substance
- Application of the *Dublin II* Regulation
- Final decisions of the Migration Department
- Repeat applications for subsidiary protection (lodged annually)
- Judicial procedures (Vilnius Regional Administrative Court, Supreme Administrative Court of Lithuania)

10.6. Number of requests for taking over of examination of an asylum application made by the Republic of Lithuania in 2014 to other states responsible under the Dublin Regulation for examining an application for asylum lodged by an alien

State to which a request is made	Requests sent	Refused to take over	Agreed to take over	Aliens transferred
Austria	2	1	-	-
Belgium	3	-	3	1
Spain	1	-	1	1
Italy	1	-	-	-
Poland	4	1	3	3
France	1	-	1	1
Sweden	4	-	4	4
Germany	7	4	2	2
In total	23	6	14	12

Source. Data of the Migration Department

10.7. Number of requests for taking over of examination of an application for asylum made by other states to the Republic of Lithuania under the Dublin Regulation in 2014

State	Requests received	Refused to take over	Agreed to take over	Aliens transferred
Austria	18	2	16	14
Belgium	17	7	10	2
Czech Republic	4	1	3	-
Denmark	7	2	5	1
Estonia	2	-	2	1
Iceland	1	-	1	-
Spain	8	-	8	-
Italy	2	2	-	-
United Kingdom	4	1	3	2
Latvia	4	-	4	2
Poland	17	-	17	4
Lichtenstein	2	2	-	-
Luxembourg	1	1	-	-
Netherlands	36	1	35	1
Norway	17	5	12	4
France	37	17	20	1
Romania	2	2	-	-
Slovakia	2	2	-	-
Finland	14	4	10	4
Sweden	72	20	52	11
Switzerland	25	3	22	6
Hungary	1	1	-	-
Germany	192	50	142	14
In total	485	123	362	67

Source. Data of the Migration Department

10.8. Number of aliens who were granted refugee status in the Republic of Lithuania in 2010-2014

Citizenship	2010	2011	2012	2013	2014
Afghanistan	-	2	1	8	10
Belarus	-	5	2	3	1
Stateless persons	-	-	-	-	1
Eritrea	-	-	4	1	-
Iraq	-	-	3	-	-
Kazakhstan	-	-	-	-	1
Russia	1	-	-	2	11
Ukraine	-	-	2	1	-
Uzbekistan	-	-	1	-	-
In total	1	7	13	15	24

Source. Data of the Register of Aliens

10.9. Number of aliens who were granted subsidiary protection in the Republic of Lithuania in 2010-2014

Citizenship	2010	2011	2012	2013	2014
Afghanistan	14	16	35	41	51
Armenia	1	-	-	-	-
Belarus	4	4	14	15	8
Stateless persons	1	1	3	2	2
Ivory Coast (Côte d'Ivoire)	-	-	-	1	1
Egypt	-	-	-	-	1
Eritrea	-	-	2	1	-
Georgia	-	-	-	1	1
Iraq	4	3	-	1	1
USA	-	-	-	1	1
Kyrgyzstan	-	-	-	-	4
Mali	-	-	1	1	-
Nepal	5	3	3	3	2
Pakistan	1	1	1	-	-
Russia	67	55	46	33	37
Syria	1	2	2	14	11
Somali	1	1	-	-	-
Sri Lanka	6	1	-	-	-
Tajikistan	-	1	1	1	1
Ukraine	-	-	2	3	31
Uzbekistan	4	-	-	4	1
Zimbabwe	1	-	1	1	-
In total	110	88	111	123	153

Source. Data of the Register of Aliens

10.10. Number of unaccompanied minor asylum applicants in 2010-2014, by citizenship and gender

Citizenship	2010		2011		2012		2013		2014	
	Male	Female	Male	Female	Male	Female	Male	Female	Male	Female
Afghanistan	3	-	8	-	3	-	-	-	1	-
Georgia	2	-	2	-	-	-	-	-	-	-
India	-	-	-	-	-	-	1	-	-	-
Vietnam	3	1	-	-	-	1	-	-	3	1
In total	8	1	10	-	3	1	1	-	4	1
	9		10		4		1		5	

Source. Data of the Migration Department

10.11. Statistics of granting asylum in the Republic of Lithuania in 2010-2014

Year	2010	2011	2012	2013	2014
Number of lodged applications for asylum	503	527	627	399	496
Grounds for not examining an application for asylum on the substance:					
- safe third country	-	-	-	-	-
- <i>Dublin II</i> Regulation	29	19	27	16	27
Examination of an application for asylum on the substance:	500	521	628	374	433
Positive decisions:	111	95	124	138	176
- on refugee status	1	7	13	15	24
- on subsidiary protection	110	88	111	123	153
Negative decisions on asylum	180	280	335	115	106
Examination of an application terminated	209	146	169	121	151
Remaining applications, end of the year:	180	174	181	127	188
Migration Department	92	92	87	106	156
Vilnius Regional Administrative Court (VRAC)	59	62	85	13	28
Supreme Administrative Court of Lithuania (SACL)	29	20	9	8	4

Source. Data of the Register of Aliens and the Migration Department



11. ALIENS' CONTROL

11.1. Entry ban into the Republic of Lithuania

11.1.1. Number of aliens subject to an entry ban into the Republic of Lithuania, by citizenship

11.1.2. Number of aliens subject to an entry ban into the Republic of Lithuania in 2014, by grounds indicated in the Schengen Borders Code

11.2. Detention of aliens in the Republic of Lithuania

11.2.1. Number of aliens detained for unlawful entry into and/or illegal stay in the territory of the Republic of Lithuania or provided with an alternative to detention in 2014, by country of origin

11.2.2. Number of aliens detained for unlawful entry into and/or illegal stay in the territory of the Republic of Lithuania in 2010-2014 for a period exceeding 48 hours

11.2.3. Number of aliens accommodated at the Foreigners' Registration Centre, by country of origin

11.3. Administrative offences committed by aliens

11.3.1. Number of aliens in respect of whom administrative offence reports have been drawn up under Article 206 of the Code of Administrative Offences (CAO) (violation of the procedure for aliens' entry into, stay in, passing in transit through and exit from the Republic of Lithuania), by citizenship

11.3.2. Number of administrative offence reports drawn up on the basis of administrative offences provided for in the CAO, by committed offences

11.4. Aliens obliged to leave and expelled aliens

11.4.1. Number of aliens obliged to leave the Republic of Lithuania in 2010-2014, by citizenship

11.4.2. Number of aliens subject to a return decision in 2010-2014, by citizenship

11.4.3. Number of aliens expelled from the Republic of Lithuania in 2010-2014, by citizenship

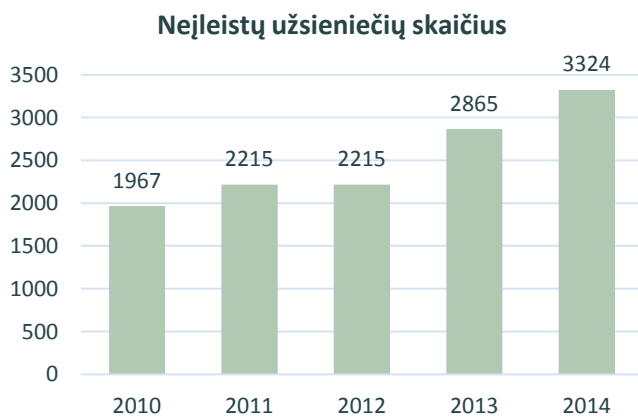
11. ALIENS' CONTROL

11.1. Entry ban into the Republic of Lithuania

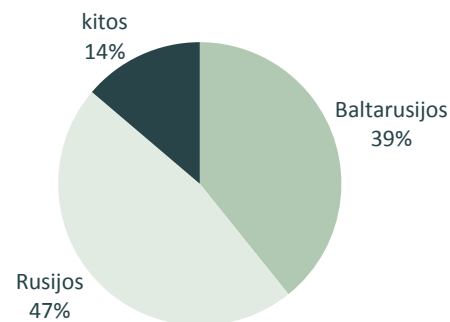
11.1.1. Number of aliens subject to an entry ban into the Republic of Lithuania, by citizenship

Citizenship	2010	2011	2012	2013	2014
European states, including:	1 806	2 075	2 109	2 710	3 157
- Belarus	703	850	1 074	1 278	1 304
- Georgia	145	116	113	109	127
- Russia	800	1 003	806	1 197	1 562
- Ukraine	100	60	55	61	68
North American states	-	-	-	-	2
Central and South American states	3	1	1	3	7
African states	9	9	4	10	7
Asian states	146	128	95	141	139
Stateless persons	-	2	6	1	7
Unknown	3	-	-	-	5
In total	1 967	2 215	2 215	2 865	3 324

Source: Data of the State Border Guard Service



2014 m. neįleistų užsieniečių skaičius



11.1.2. Number of aliens subject to an entry ban into the Republic of Lithuania in 2014, by grounds indicated in the Schengen Borders Code

Ground for entry ban	Number of aliens
A) Alien is not in possession of a valid travel document/documents	95
B) Alien has a false/counterfeit/forged travel document	-
C) Alien is not in possession of a valid visa or residence permit	1 383
D) Alien has a false/counterfeit/forged visa or residence permit	13
E) Alien does not hold documents justifying the purpose and conditions of the intended stay	753
F) Alien has already stayed in the territory of the EU Member States for 3 months within a 6-month period	169
G) Alien does not have sufficient means of subsistence for the duration of the intended stay or for the return to the country of origin or transit to a third country	276
H) Alien is a person for whom an alert has been issued in the SIS or a national system for the purposes of refusing entry	127
I) Alien is considered to be a threat to public policy, internal security, public health or international relations of one or more ES Member States	637
In total	3 453

Source: Data of the State Border Guard Service

11.2. Detention of aliens in the Republic of Lithuania

11.2.1. Number of aliens detained for unlawful entry into and/or illegal stay in the territory of the Republic of Lithuania or provided with an alternative to detention in 2014, by country of origin

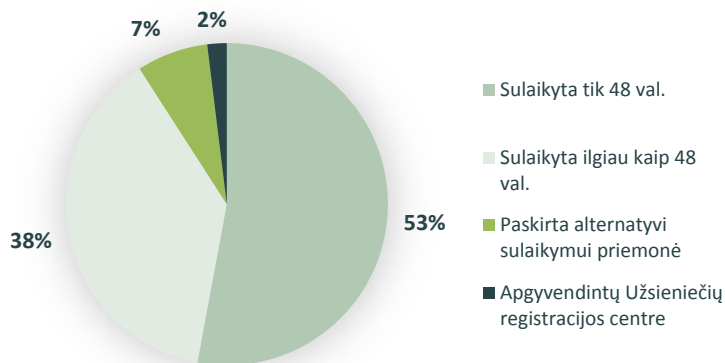
Alien's country of origin	Detained only for 48 hours	Provided with an alternative to detention, except for accommodation at the Foreigners' Registration Centre without restricting the freedom of movement	Detained for over 48 hours	Accommodated at the Foreigners' Registration Centre without restricting the freedom of movement
European states, including:	116	15	123	11
- Belarus	12	1	8	-
- Georgia	74	11	88	9
- Russia	23	2	23	2
Asian states	271	35	159	4
African states	7	1	4	-
North American states	1	-	1	-
Stateless persons	5	2	4	-
Not identified	7	2	1	-
In total	407	55	292	15

Sources: Data of migration units, the State Border Guard Service and the Register of Aliens

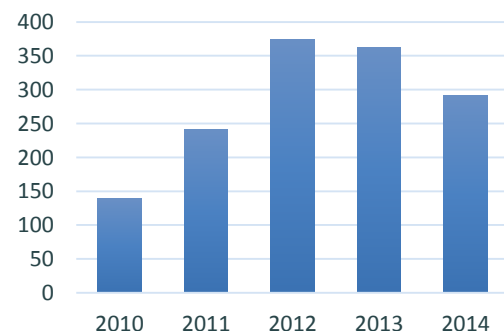
11.2.2. Number of aliens detained for unlawful entry into and/or illegal stay in the territory of the Republic of Lithuania in 2010-2014 for a period exceeding 48 hours

Alien's country of origin	2010	2011	2012	2013	2014
European states, including:	99	189	281	236	123
- Belarus	9	7	15	15	8
- Georgia	49	139	231	181	88
- Russia	20	24	27	27	23
North American states	1	-	-	-	1
African states	5	8	79	5	4
Asian states	27	37	10	120	159
Stateless persons	8	7	5	2	4
Not identified	-	-	-	-	1
In total	140	241	375	363	292

Source. Data of the Register of Aliens



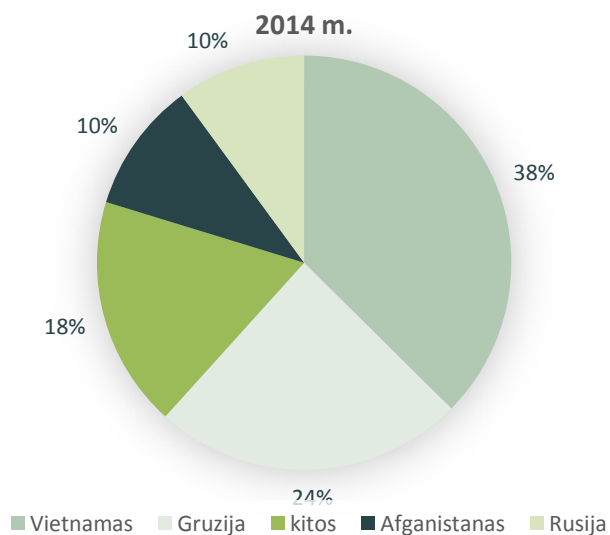
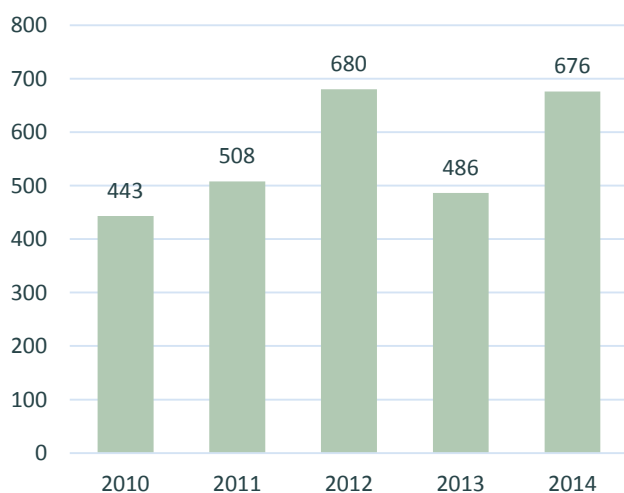
Sulaikyta ilgiau kaip 48 val.



11.2.3. Number of aliens accommodated at the Foreigners' Registration Centre, by country of origin

Country of origin	2010	2011	2012	2013	2014	Country of origin	2010	2011	2012	2013	2014
Afghanistan	16	43	69	55	69	Latvia	-	1	-	1	1
Algeria	-	-	2	-	1	Poland	-	-	1	-	-
Angola	-	-	1	-	-	Lebanon	-	-	1	1	-
Armenia	23	30	2	13	4	Liberia	1	-	-	-	-
Azerbaijan	5	-	3	4	20	Libya	-	2	-	-	-
Belarus	15	12	25	20	13	Mali	-	-	1	-	-
Bangladesh	1	-	-	-	-	Morocco	2	-	-	1	-
Benin	-	-	-	-	1	Moldova	2	2	2	1	-
Ivory Coast (Côte d'Ivoire)	-	-	1	-	-	Mongolia	-	-	1	-	-
Egypt	-	2	1	2	2	Nepal	-	1	-	-	1
Eritrea	-	-	2	-	-	Nigeria	-	1	1	4	3
Estonia	-	-	1	-	1	Pakistan	-	-	3	1	8
Ghana	1	-	-	-	-	Russia	52	81	61	35	68
Georgia	277	251	395	217	164	Serbia	1	-	1	-	-
Guinea	-	1	-	3	-	Syria	2	1	16	7	8
India	5	1	-	18	9	Sudan	-	-	1	-	-
Iraq	-	3	4	1	4	Sri Lanka	-	1	3	-	2
Iran	2	1	-	-	1	Tajikistan	6	7	2	1	4
Spain	1	-	-	-	-	Turkey	2	2	1	-	-
Israel	-	1	-	-	-	Turkmenistan	-	-	-	1	-
USA	1	-	-	-	1	Ukraine	2	3	3	5	22
Jordan	-	1	-	-	-	Uzbekistan	2	5	1	4	2
Cameroon	-	-	1	-	1	Vietnam	9	-	58	81	253
Kazakhstan	-	2	2	4	3	Germany	-	-	-	-	1
China	2	2	1	-	-	Zimbabwe	-	1	-	-	-
Kyrgyzstan	3	37	6	2	1	Unknown	9	10	5	3	6
Congo	1	3	2	-	2	In total	443	508	680	486	676
Cuba	-	-	-	1	-						

Source. Data of the Foreigners' Registration Centre

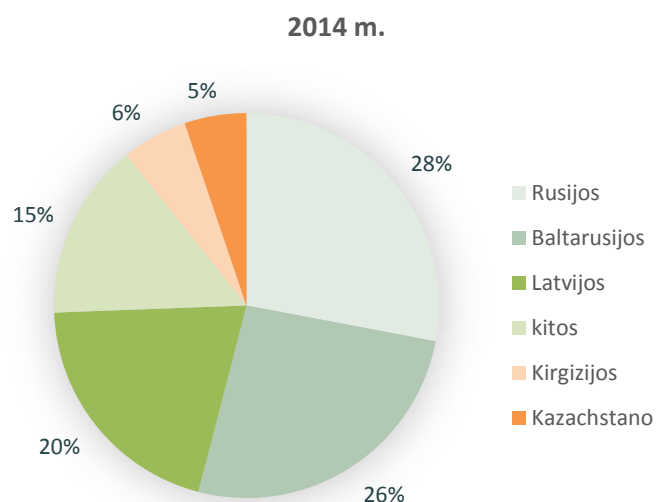
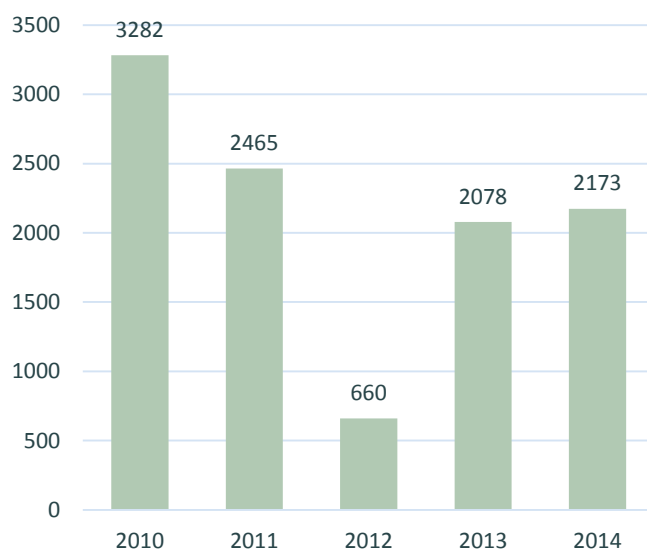


11.3. Administrative offences committed by aliens

11.3.1. Number of aliens in respect of whom administrative offence reports have been drawn up under Article 206 of the Code of Administrative Offences (CAO) (violation of the procedure for aliens' entry into, stay in, passing in transit through and exit from the Republic of Lithuania), by citizenship

Citizenship	2010	2011	2012	2013	2014
European states, including:	2 844	1 758	367	1 291	1 335
- Belarus	421	539	81	418	566
- Latvia	1 331	198	13	109	92
- Russia	669	737	155	564	608
- Ukraine	159	114	54	103	51
North American states, including:	10	13	9	16	16
- USA	9	12	9	15	9
Central and South American states	7	4	1	7	7
Australia and Oceania	-	2	-	2	-
African states	11	17	17	36	23
Asian states, including:	237	506	122	604	679
- India	8	5	3	14	13
- Israel	8	8	6	5	11
- Kazakhstan	71	135	20	133	120
- China	14	7	12	12	6
- Kyrgyzstan	36	202	22	296	443
- Tajikistan	51	48	19	69	30
- Uzbekistan	21	40	12	27	7
Stateless persons	170	165	144	122	113
Unknown	3	-	-	-	-
In total	3 282	2 465	660	2 078	2 173

Source. For 2012 – data of migration units (according to the data of the State Border Guard Service, in 2012 administrative offence reports were drawn up in respect of 1 704 aliens, however, there is no information available about the citizenship of offenders), for 2010-2011 and 2013-2014 – data of migration units and the State Border Guard Service



11.3.2. Number of administrative offence reports drawn up on the basis of administrative offences provided for in the CAO, by committed offences

Administrative offence	2010	2011	2012	2013	2014
Article 206 of CAO (violation of the procedure for aliens' entry into, stay in, passing in transit through and exit from the Republic of Lithuania)	3 277	2 465	2 364	2 078	2 175
Article 206¹ of CAO (damage to or loss of a permanent residence permit in the Republic of Lithuania, a stateless person's travel document, a refugee's travel document or an alien's passport)	212	274	-	-	-
Article 206² of CAO (provision of accommodation to an alien not in possession of a passport or an equivalent document, travel document, visa of the Republic of Lithuania, temporary / permanent residence permit in the Republic of Lithuania)	107	4	7	4	4
Article 206³ of CAO (employment of or creation of conditions for engagement in other activities in order to earn means of subsistence for aliens not in possession of a work permit or temporary/permanent residence permit in the Republic of Lithuania)	9	4	1	7	-
Article 206⁵ of CAO (provision of false data for the purpose of verification of letters of invitation for aliens to enter the Republic of Lithuania or aiding an alien in obtaining, by other unlawful means, a document confirming the right to stay or reside in the Republic of Lithuania)	-	-	6	8	1
In total	3 605	2 747	2 378	2 097	2 180

Source. For 2012 – data of migration units (according to the data of the State Border Guard Service, in 2012 administrative offence protocols under Article 206 of the CAO were drawn up in respect of 1 704 persons, under Article 206² of the CAO – 5 persons, under Article 206⁵ of the CAO – 6 persons), for 2010-2011 and 2013-2014 – data of migration units and the State Border Guard Service

11.4. Aliens obliged to leave and expelled aliens

11.4.1. Number of aliens obliged to leave the Republic of Lithuania in 2010-2014, by citizenship

Citizenship	2010	2011	2012	2013	2014
European states, including:	938	1 111	199	64	4
- Belarus	358	470	31	10	-
- Russia	399	509	151	49	1
- Ukraine	121	82	9	-	-
North American states	6	9	1	-	-
Central and South American states	1	1	-	1	-
Australia and Oceania	-	1	-	-	-
African states	4	11	2	-	1
Asian states, including:	237	483	44	9	4
- Kazakhstan	69	141	8	-	-
Stateless persons	2	2	3	2	-
Unknown	-	-	3	-	-
In total	1 188	1 618	252	76	9

Source. Data of the Register of Aliens

Note. Until 1 February 2012, decisions were taken on grounds stipulated in Article 125 of the Law of the Republic of Lithuania on the Legal Status of Aliens regarding an alien's obligation to leave the Republic of Lithuania, whereas since 1 February 2012, upon the entry into force of amendments to the mentioned Law – decisions regarding return to a foreign state or, if an alien is in possession of a valid document issued by another EU Member State or an EFTA State and granting the right to stay or reside in it – regarding the obligation to leave to this state.

11.4.2. Number of aliens subject to a return decision in 2010-2014, by citizenship

Citizenship	2010	2011	2012	2013	2014
European states, including:	19	21	903	876	1 125
- Belarus	3	-	371	407	548
- Russia	9	6	422	346	396
- Ukraine	1	1	63	70	73
North American states	-	-	2	9	10
Central and South American states	-	-	2	5	5
African states	-	-	8	19	12
Asian states, including:	2	8	531	560	729
- Kazakhstan	-	-	132	128	121
Australia and Oceania	-	-	-	3	-
Stateless persons	-	-	3	-	-
Not identified	-	-	10	-	5
In total	21	29	1 459	1 472	1 886

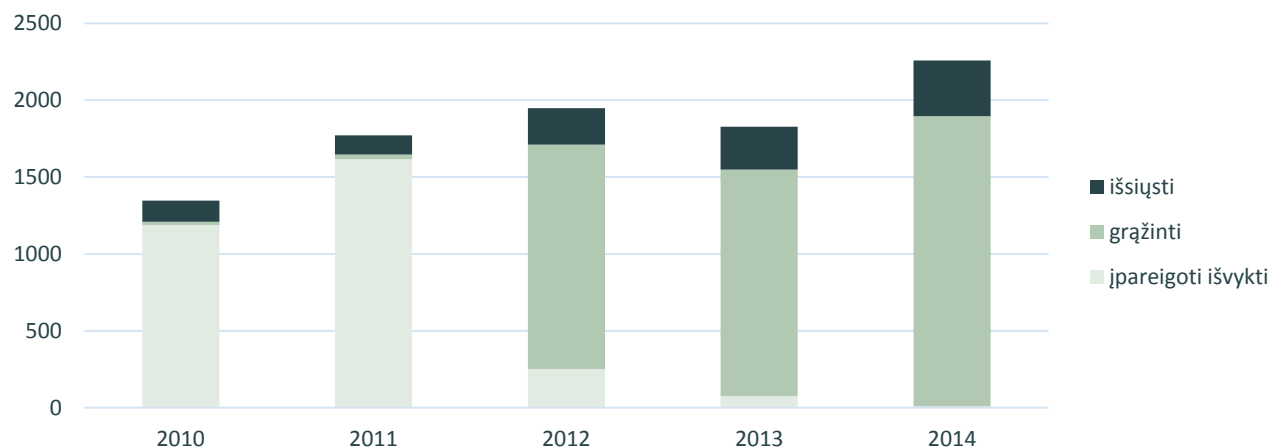
Source. Data of the Register of Aliens

Note. Until 1 February 2012, decisions were taken on grounds stipulated in Article 125 of the Law of the Republic of Lithuania on the Legal Status of Aliens regarding an alien's obligation to leave the Republic of Lithuania, whereas since 1 February 2012, upon the entry into force of amendments to the mentioned Law – decisions regarding return to a foreign state or, if an alien is in possession of a valid document issued by another EU Member State or an EFTA State and granting the right to stay or reside in it – regarding the obligation to leave to this state.

11.4.3. Number of aliens expelled from the Republic of Lithuania in 2010-2014, by citizenship

Citizenship	2010	2011	2012	2013	2014
European states, including:	121	102	202	224	145
- Belarus	19	19	22	15	12
- Georgia	29	46	136	173	95
- Russia	41	21	36	26	30
- Ukraine	7	7	2	3	1
North American states	-	-	-	-	1
Central and South American states	1	-	-	-	-
African states	3	1	3	1	2
Asian states	12	22	31	53	214
Stateless persons	-	-	-	1	-
In total	137	125	236	279	362

Source. Data of the Register of Aliens





12. CITIZENSHIP OF THE REPUBLIC OF LITHUANIA

12.1. Acquisition of citizenship of the Republic of Lithuania

12.1.1. Acquisition of citizenship of the Republic of Lithuania in 2014, by grounds for acquisition of citizenship

12.1.2. Number of persons granted citizenship of the Republic of Lithuania through naturalisation

12.1.3. Flow chart of granting of citizenship of the Republic of Lithuania through naturalisation

12.1.4. Flow chart of granting of citizenship of the Republic of Lithuania under the simplified procedure

12.1.5. Number of persons to whom citizenship of the Republic of Lithuania has been restored, by grounds for restoration

12.1.6. Flow chart of restoration of citizenship of the Republic of Lithuania according to Article 21(2) and (3) of the Law on Citizenship

12.1.7. Flow chart of restoration of citizenship of the Republic of Lithuania according to Article 21(4) of the Law on Citizenship

12.2. Taking of an oath of allegiance to the Republic of Lithuania

12.2.1. Flow chart of taking of an oath at the Ministry of the Interior of the Republic of Lithuania

12.2.2. Flow chart of taking of an oath at a diplomatic mission or consular post of the Republic of Lithuania

12.3. Loss and renunciation of citizenship of the Republic of Lithuania

12.3.1. Number of persons who have lost citizenship of the Republic of Lithuania

12.3.2. Flow chart of loss of citizenship of the Republic of Lithuania on acquiring citizenship of another state

12.3.3. Flow chart of renunciation of citizenship of the Republic of Lithuania

12.4. Retention of the right to citizenship of the Republic of Lithuania

12.4.1. Number of decisions regarding aliens' right to the retention of citizenship of the Republic of Lithuania

12.4.2. Number of issued certificates attesting to the right to the retention of citizenship of the Republic of Lithuania

12.4.3. Number of issued documents attesting to the right to reinstate citizenship of the Republic of Lithuania in 2014, by citizenship

12.4.4. Number of issued documents certifying Lithuanian descent in 2014, by citizenship

12.4.5. Issue of documents attesting to the right to reinstate citizenship of the Republic of Lithuania and certifying Lithuanian descent

12. CITIZENSHIP OF THE REPUBLIC OF LITHUANIA

12.1. Acquisition of citizenship of the Republic of Lithuania

12.1.1. Acquisition of citizenship of the Republic of Lithuania in 2014, by grounds for acquisition of citizenship

Grounds for acquisition of citizenship of the Republic of Lithuania	Number of persons
By birth	35 668
By reinstatement	1 079
Under the simplified procedure	75
Through naturalisation	179
By way of exception	-
By way of restoration	21
By establishing the fact of holding of citizenship	302
In total	37 324

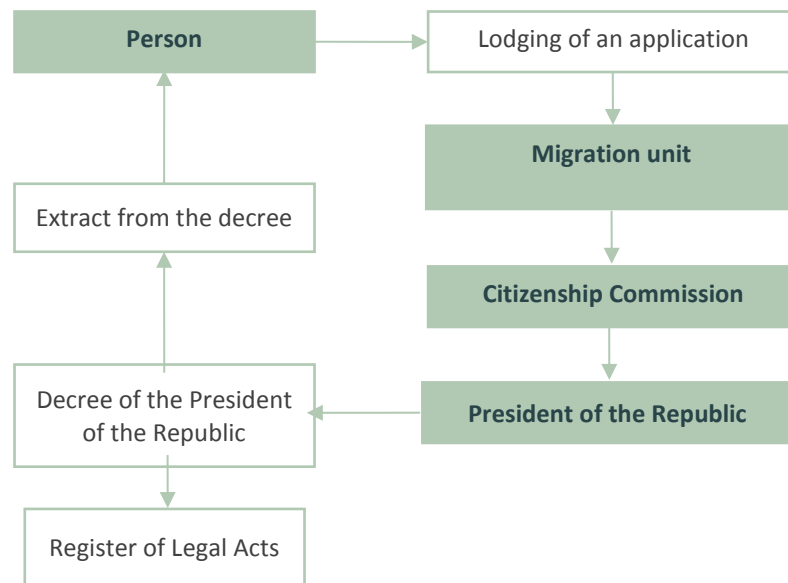
Source. Data of the Office of the President of the Republic of Lithuania, the Residents' Register, the Migration Department, migration units

12.1.2. Number of persons granted citizenship of the Republic of Lithuania through naturalisation

Citizenship of persons at the moment of lodging of an application for granting citizenship of the Republic of Lithuania	2010	2011	2012	2013	2014
Afghanistan	-	2	-	-	1
Albania	-	1	-	-	1
Armenia	2	6	7	8	6
Azerbaijan	1	-	1	-	-
Belarus	11	17	14	14	12
Belize	-	-	-	-	1
Stateless persons	78	125	86	57	61
Bolivia	-	-	-	-	1
Egypt	-	-	1	1	1
Georgia	1	-	1	3	1
India	-	-	1	1	-
Iran	-	-	1	-	-
Israel	-	-	-	1	-
Jordan	-	-	-	-	1
Kazakhstan	2	5	4	2	7
China	-	3	1	-	-
Kyrgyzstan	1	-	-	-	-
Latvia	2	-	-	1	-
Poland	-	-	4	-	-
Lebanon	-	4	2	3	1
Mauritania	-	1	-	-	-
Moldova	1	3	1	2	3
Pakistan	-	1	-	1	-
Russia	43	97	39	53	49
Syria	-	-	-	1	2
Tajikistan	-	-	-	1	-
Tunisia	-	-	-	-	1
Turkey	1	1	1	4	2
Turkmenistan	-	1	-	-	-
Ukraine	19	44	19	19	26
Vietnam	-	-	-	1	2
In total	162	311	183	173	179

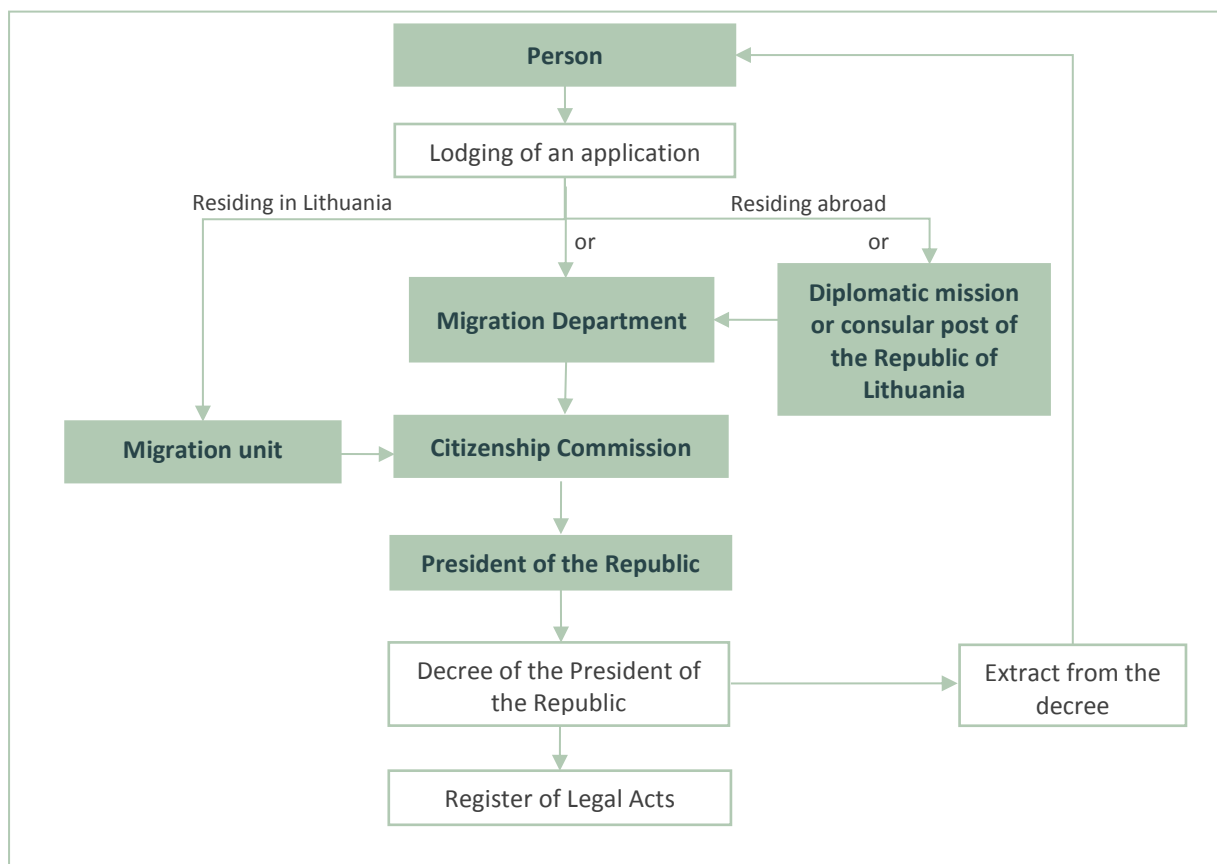
Source. Data of the Office of the President of the Republic of Lithuania

12.1.3. Flow chart of granting of citizenship of the Republic of Lithuania through naturalisation



Note. A person who acquires citizenship of the Republic of Lithuania through naturalisation becomes a citizen of and acquires the rights, freedoms and duties of a citizen of the Republic of Lithuania only after taking an oath of allegiance to the Republic of Lithuania.

12.1.4. Flow chart of granting of citizenship of the Republic of Lithuania under the simplified procedure



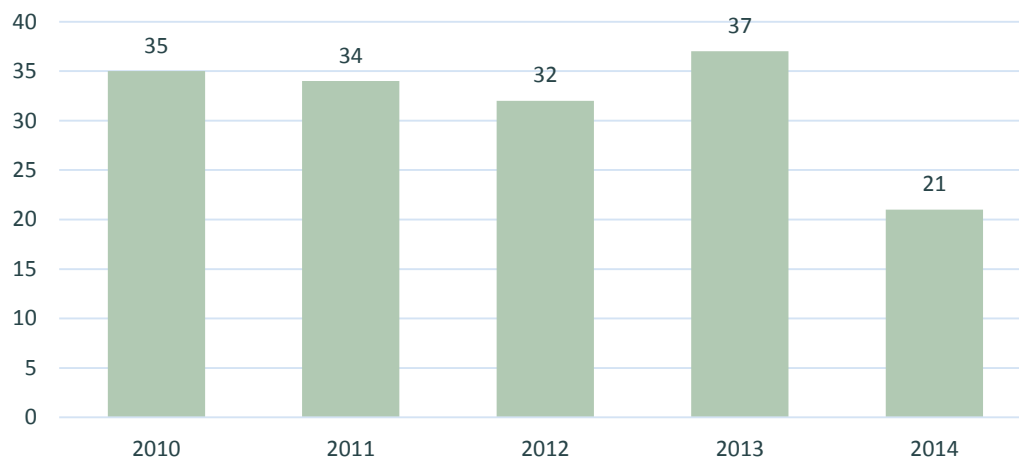
Note. A person who is granted citizenship of the Republic of Lithuania under the simplified procedure becomes a citizen of and acquires the rights, freedoms and duties of a citizen of the Republic of Lithuania only after taking an oath of allegiance to the Republic of Lithuania.

12.1.5. Number of persons to whom citizenship of the Republic of Lithuania has been restored, by grounds for restoration

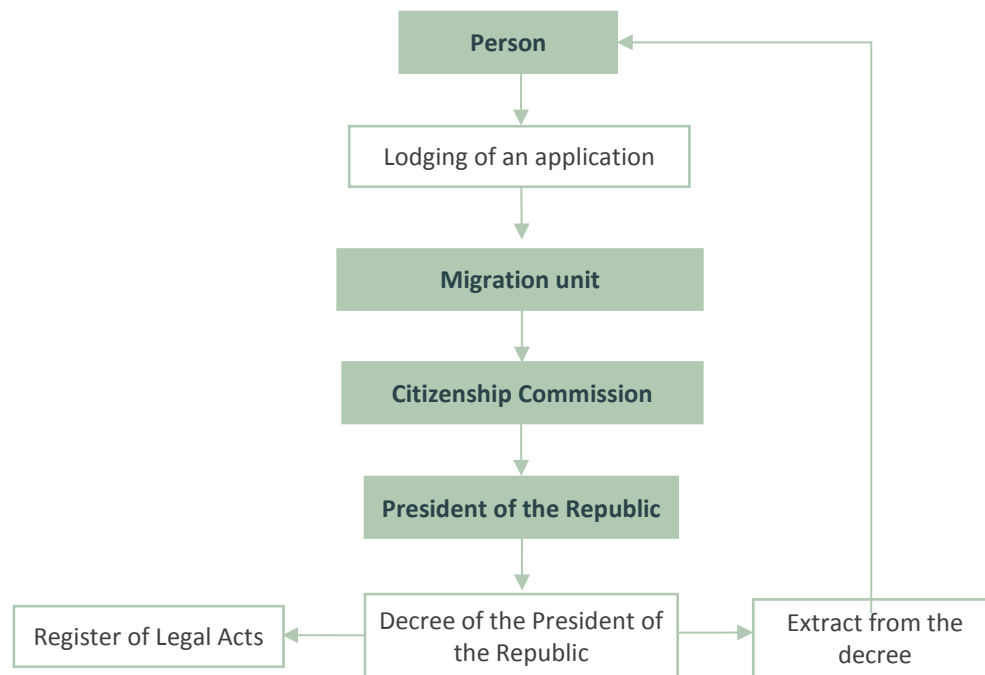
Ground for restoration of citizenship of the Republic of Lithuania	2010	2011	2012	2013	2014
According to Article 20(1) of the Law on Citizenship (until 01-04-2011)	17	7*	2*	-	-
According to Article 20(2) of the Law on Citizenship (until 01-04-2011)	4	5*	-	-	-
According to Article 20(3) of the Law on Citizenship (until 01-04-2011)	14	19*	2*	-	-
According to Article 21 of the Law on Citizenship (as of 01-04-2011)	-	3	28	37	21
In total	35	34	32	37	21

*On the basis of applications received until 1 April 2011

Source. Data of the Office of the President of the Republic of Lithuania and the Migration Department

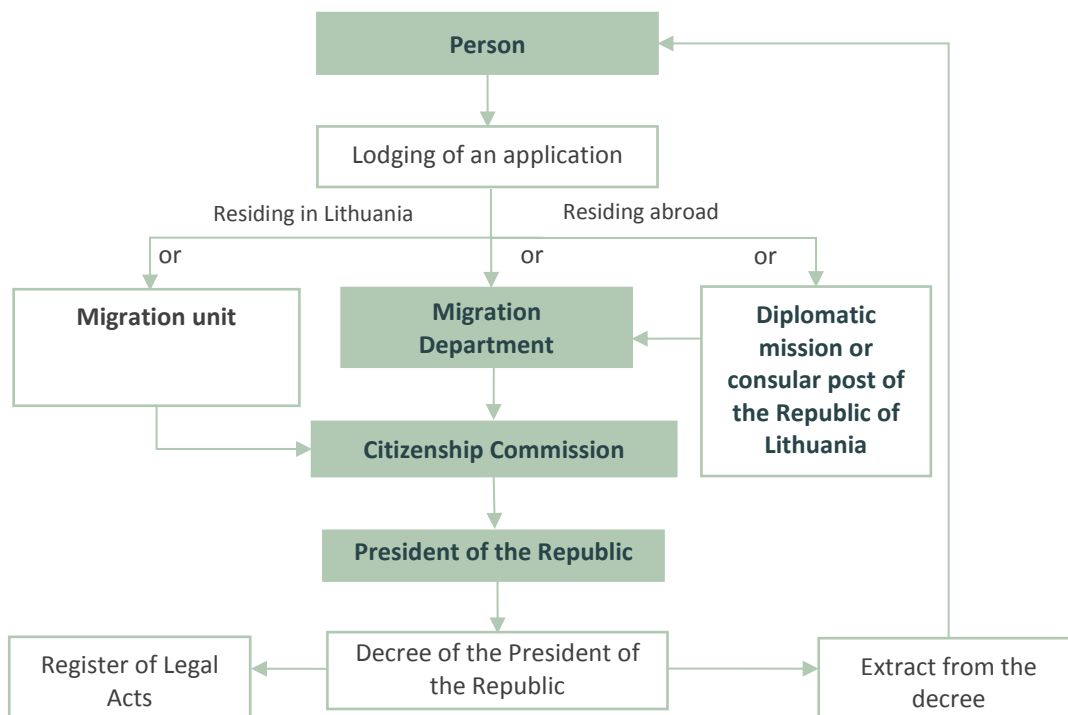


12.1.6. Flow chart of restoration of citizenship of the Republic of Lithuania according to Article 21(2) and (3) of the Law on Citizenship



Note. A person who is granted citizenship of the Republic of Lithuania by way of restoration becomes a citizen of and acquires the rights, freedoms and duties of a citizen of the Republic of Lithuania only after taking an oath of allegiance to the Republic of Lithuania.

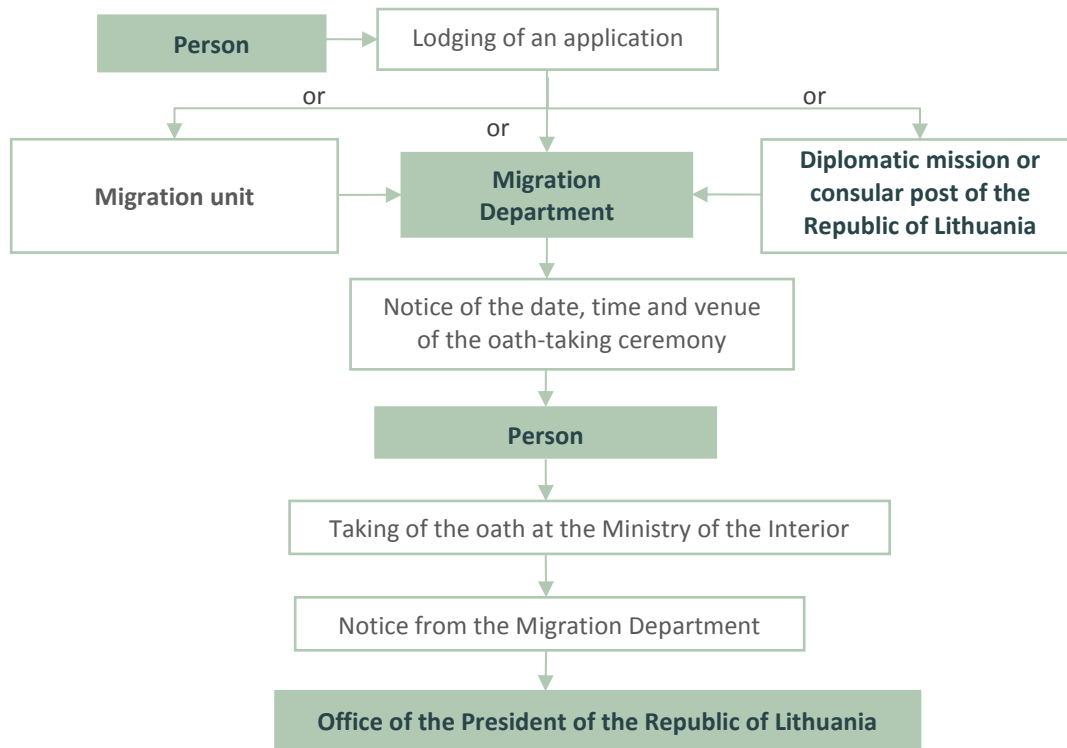
12.1.7. Flow chart of restoration of citizenship of the Republic of Lithuania according to Article 21(4) of the Law on Citizenship



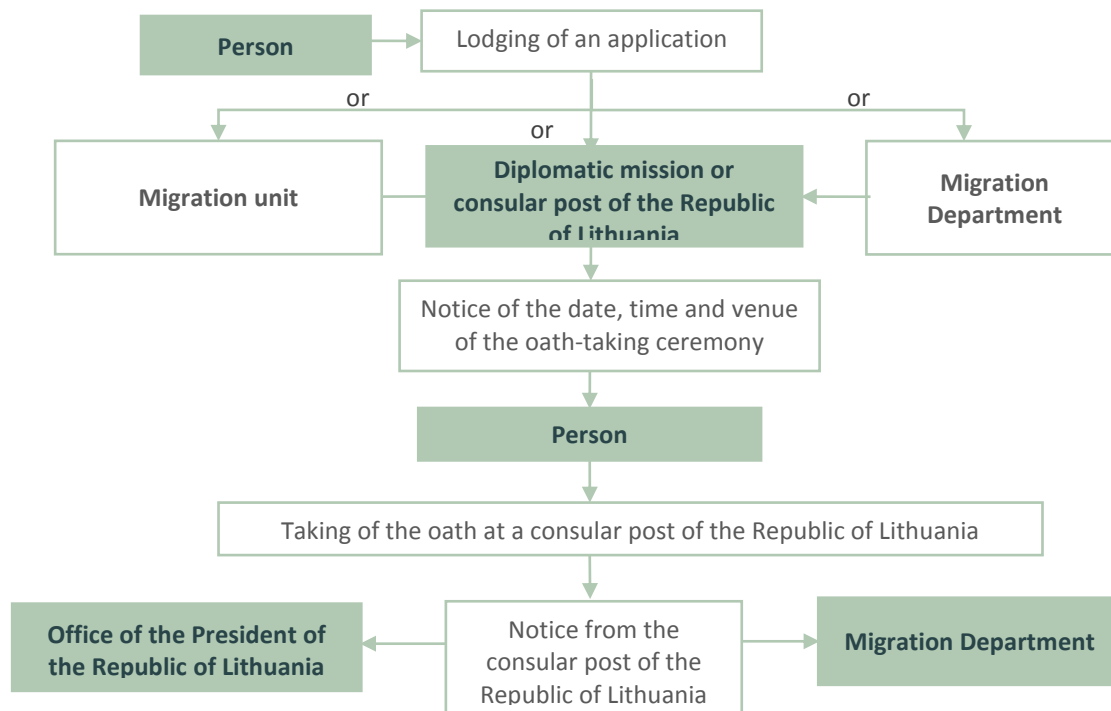
Note. A person who is granted citizenship of the Republic of Lithuania by way of restoration becomes a citizen of and acquires the rights, freedoms and duties of a citizen of the Republic of Lithuania only after taking an oath of allegiance to the Republic of Lithuania.

12.2. Taking of an oath of allegiance to the Republic of Lithuania

12.2.1. Flow chart of taking of an oath at the Ministry of the Interior of the Republic of Lithuania



12.2.2. Flow chart of taking of an oath at a diplomatic mission or consular post of the Republic of Lithuania

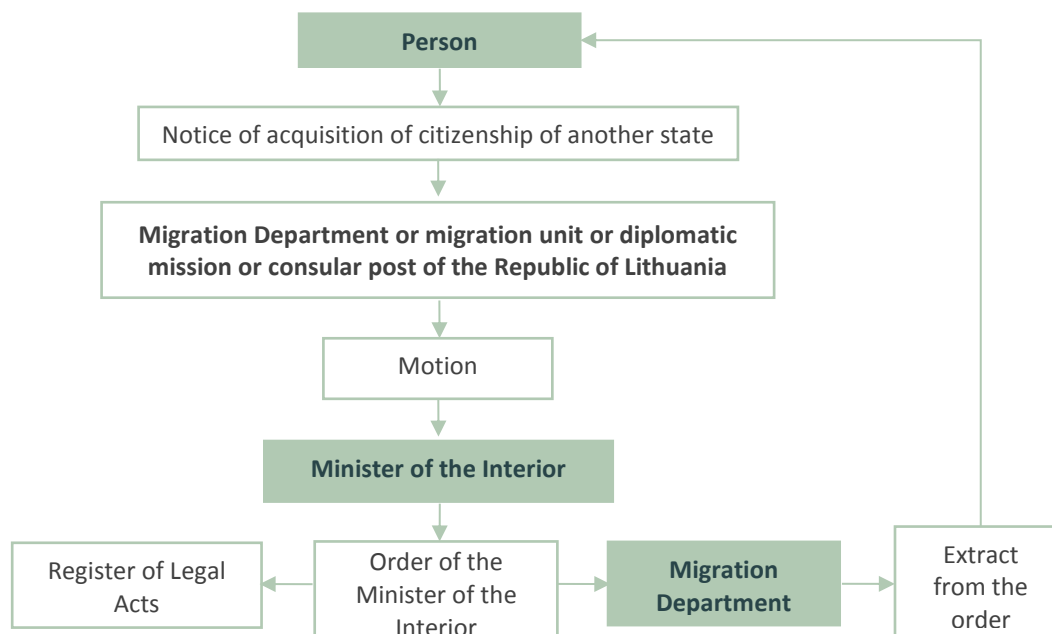


12.3. Loss and renunciation of citizenship of the Republic of Lithuania

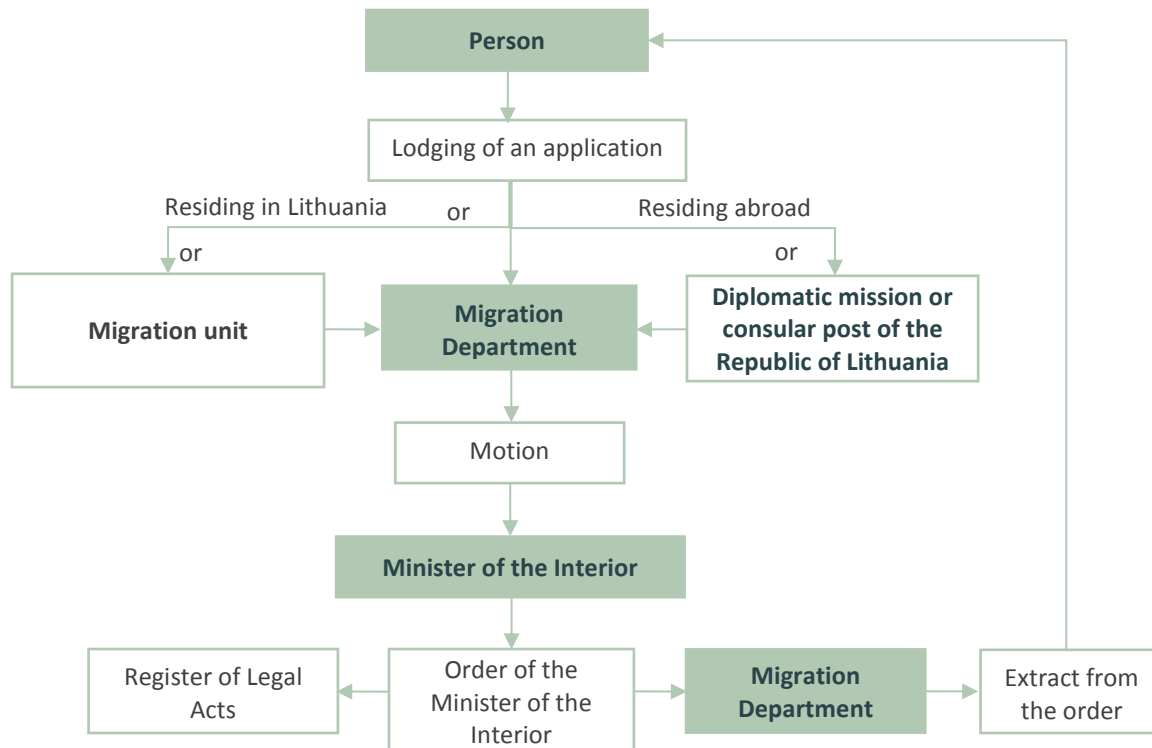
12.3.1. Number of persons who have lost citizenship of the Republic of Lithuania

Ground for losing citizenship of the Republic of Lithuania	2010	2011	2012	2013	2014
On renouncing citizenship of the Republic of Lithuania	60	71	26	43	40
On acquiring citizenship of another state	519	543	419	409	800
Failure to renounce citizenship of another state on reaching 21 years of age	-	-	-	-	2
In total	579	614	445	452	842

12.3.2. Flow chart of loss of citizenship of the Republic of Lithuania on acquiring citizenship of another state



12.3.3. Flow chart of renunciation of citizenship of the Republic of Lithuania



12.4. Retention of the right to citizenship of the Republic of Lithuania

12.4.1. Number of decisions regarding aliens' right to the retention of citizenship of the Republic of Lithuania

Citizenship	2010	2011*	2012*
Armenia	-	-	2
Azerbaijan	1	-	1
Belarus	93	84	7
Stateless persons	-	1	-
Brazil	7	1	1
Georgia	2	-	1
Israel	1	6	-
USA	1	3	-
Kazakhstan	2	5	-
Latvia	1	-	-
Moldova	-	5	-
Russia	54	32	4
Ukraine	12	9	3
Uruguay	3	-	1
Uzbekistan	-	1	-
Germany	-	-	1
In total	177	147	21

* On the basis of applications received until 1 April 2011

Note. Decisions have ceased to be taken and certificates attesting to the right to the retention of citizenship of the Republic of Lithuania have ceased to be issued to aliens since 01-01-2013.

12.4.2. Number of issued certificates attesting to the right to the retention of citizenship of the Republic of Lithuania

Citizenship	2010	2011	2012
Armenia	-	-	2
Azerbaijan	1	-	2
Belarus	95	57	132
Stateless persons	-	3	8
Brazil	3	1	-
Georgia	-	1	1
Israel	1	3	2
USA	-	1	1
Kazakhstan	3	3	5
Latvia	1	-	-
Poland	-	-	1
Russia	43	33	47
Ukraine	10	9	11
Uruguay	-	1	1
Uzbekistan	-	1	-
In total	157	113	213

Note. Certificates attesting to the right to the retention of citizenship of the Republic of Lithuania have ceased to be issued to aliens since 01-01-2013.

12.4.3. Number of issued documents attesting to the right to reinstate citizenship of the Republic of Lithuania in 2014, by citizenship

Citizenship	2013	2014
Belarus	31	137
Israel	1	3
Canada	-	1
Kazakhstan	1	-
Latvia	-	1
Russia	10	14
Ukraine	2	1
In total	45	157

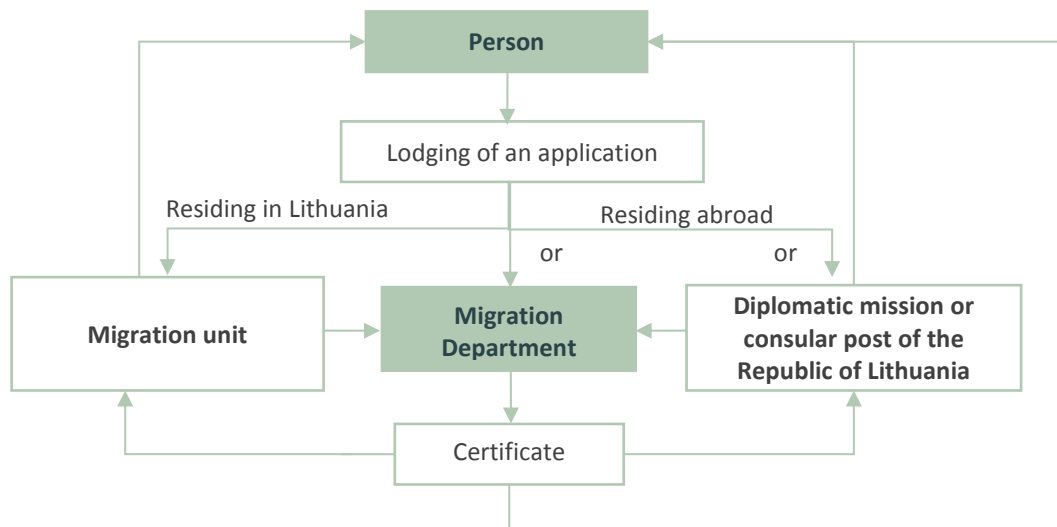
Note. Documents attesting to the right to reinstate citizenship of the Republic of Lithuania have been issued since 01-01-2013.

12.4.4. Number of issued documents certifying Lithuanian descent in 2014, by citizenship

Citizenship	2013	2014
Belarus	61	326
Poland	1	-
Netherlands	-	1
Russia	11	30
Ukraine	4	2
In total	77	359

Note. Documents certifying Lithuanian descent have been issued since 01-01-2013.

12.4.5. Issue of documents attesting to the right to reinstate citizenship of the Republic of Lithuania and certifying Lithuanian descent





13. REPRESENTATION BEFORE THE COURTS

13.1. Data on representation before the courts in matters within the remit of the Migration Department in 2014, by citizenship of persons who have filed appeals/applications

13.2. Data on representation before the courts in matters within the remit of the Migration Department in 2014, by subject of an appeal/application

13.3. Data on representation before the courts in matters within the remit of migration units in 2014, by subject of an appeal/application

13. REPRESENTATION BEFORE THE COURTS

13.1. Data on representation before the courts in matters within the remit of the Migration Department in 2014, by citizenship of persons who have filed appeals/applications

Citizenship	Participation in court sessions			Participation in administrative/civil proceedings as a concerned/third party	Upheld decisions of the Migration Department			Decisions to revoke the decision of the Migration Department/regional administrative court and to refer the case back to the Migration Department/regional administrative court for reconsideration			Decisions to terminate administrative proceedings and to leave the appeal unheard		
	VRAC	SACL	In total		VRAC	SACL	In total	VRAC	SACL	In total	VRAC	SACL	In total
Stateless persons	1	-	1	-	-	-	-	-	-	-	1	-	1
Afghanistan	1	1	2	-	1	2	3	-	-	-	-	-	-
Armenia	2	-	2	5	1	-	1	1	-	1	-	-	-
Australia	-	-	-	1	-	-	-	-	-	-	-	-	-
Azerbaijan	1	-	1	-	1	-	1	-	-	-	-	-	-
Belarus	2	2	4	1	1	1	2	-	-	-	-	1	1
Egypt	1	-	1	2	-	1	1	-	-	-	-	-	-
Georgia	13	-	13	-	8	1	9	-	-	-	4	-	4
Guinea	3	2	5	-	1	2	3	-	-	-	-	-	-
India	5	1	6	1	-	1	1	-	-	-	4	1	5
Israel	-	-	-	1	-	-	-	-	-	-	-	-	-
USA	2	-	2	2	-	1	1	-	-	-	1	-	1
Kazakhstan	3	-	3	-	2	1	3	-	-	-	-	-	-
China	-	-	-	1	-	-	-	-	-	-	-	-	-
Kyrgyzstan	-	2	2	-	-	-	-	-	2	2	-	-	-
Cuba	1	1	2	-	-	1	1	-	-	-	-	-	-
Morocco	1	-	1	-	-	1	1	-	-	-	-	-	-
Nigeria	2	-	2	1	-	1	1	-	-	-	-	-	-
Pakistan	3	1	4	-	2	2	4	-	-	-	2	-	2
Russia	16	1	17	7	6	4	10	-	1	1	2	1	3
Turkey	-	-	-	1	-	-	-	-	-	-	2	-	2
Vietnam	9	-	9	-	6	1	7	-	-	-	3	-	3
Not identified	1	-	1	2	1	-	1	-	-	-	-	-	-
In total	67	11	78	25	30	20	50	1	3	4	19	3	22

13.2. Data on representation before the courts in matters within the remit of the Migration Department in 2014, by subject of an appeal/application

Subject of an appeal/application	Decisions of courts of general jurisdiction not related to rights and duties of the Migration Department	VRAC			SACL		
		Decision of the Migration Department upheld	Decisions to terminate the administrative proceedings and to leave the appeal unheard	Decision of the Migration Department revoked	Decision of the Migration Department upheld	Decisions to terminate the administrative proceedings and to leave the appeal unheard	Decision of the Migration Department revoked
Participation in administrative proceedings as the respondent regarding:							
Citizenship of the Republic of Lithuania	-	1	-	-	1	-	-
Entry ban into the Republic of Lithuania	-	2	-	-	-	-	-
Revocation of a decision to expel an alien from the Republic of Lithuania	-	1	-	-	-	-	-
Revocation of a refusal to issue a TRP/PRP	-	3	2	1	2	-	-
Refusal to grant asylum	-	22	14	-	11	3	2
Decision to refuse to issue a TRP / renew a TRP / withdraw a TRP	-	1	3	-	6	-	1
Participation in administrative or civil proceedings as a concerned or third party regarding:							
Citizenship of the Republic of Lithuania	3	-	-	-	-	-	-
Refusal to issue a visa	10	-	-	-	-	-	-
Obligation to leave the Republic of Lithuania / return	3	-	-	-	-	-	-
Establishment of a fact of legal significance	9	-	-	-	-	-	-
In total	25	30	19	1	20	3	3

13.3. Data on representation before the courts in matters within the remit of migration units in 2014, by subject of an appeal/application

Subject of an appeal/application	Courts of general jurisdiction		Regional administrative courts		Supreme Administrative Court	In total
	Pleas to uphold / motion granted / decision upheld	Pleas to revoke / motion rejected / decision revoked	Decision upheld	Decision revoked / motion rejected	Decision upheld	
Motion before the court regarding an alien's accommodation at the Foreigners' Registration Centre	98	1	-	-	-	99
Regarding establishment of a fact of legal significance	13	-	-	-	-	13
Regarding imposition of an administrative penalty	1	-	-	-	-	1
Regarding the obligation to leave the Republic of Lithuania / return	-	-	2	1	1	4
Other matters	1	-	1	-	-	2
In total	113	1	3	1	1	119

Source. Data of migration units



14. CONSULAR FEE, STATE FEE AND FINES

14.1. Collection of the consular fee for the issue of visas, other documents and provided consular services

14.2. Collection of the state fee

14.3. Fines for administrative offences in accordance with articles of the Code of Administrative Offences (CAO)

14. CONSULAR FEE, STATE FEE AND FINES

14.1. Collection of the consular fee for the issue of visas, other documents and provided consular services (In thousands LTL)

Object of the consular fee	2010	2011	2012	2013	2014
Issue of a visa	35 184.2	44 748.1	54 127.3	60 481.6	60 106.5
Issue of a facilitated transit document	180.4	216.0	307.1	343.8	283.9
Other consular services	7 069.6	7 064.9	7 780.4	8 140.3	9 134.2
In total	42 434.2	52 029.0	62 214.8	68 965.7	69 524.6

Source. Data of the Consular Department of the Ministry of Foreign Affairs

14.2. Collection of the state fee

(In thousands LTL)

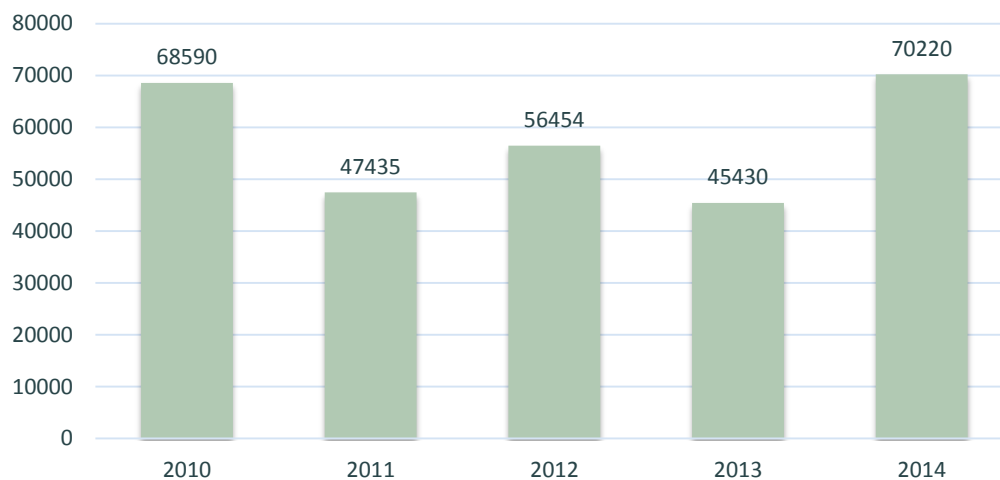
Object of the fee	2010	2011	2012	2013	2014
Issue/renewal of an identity card	21 696.2	8 778.6	9 125.5	12 589.4	11 368.0
Issue/renewal of a passport of the Republic of Lithuania	23 914.3	29 556.7	28 738.4	31 451.6	28 130.0
Examination of applications regarding citizenship of the Republic of Lithuania	-	7.2	33.1	73.2	91.5
Issue of documents attesting to the right to reinstate citizenship of the Republic of Lithuania or certifying Lithuanian descent	2.0	4.0	4.2	3.1	5.4
Issue of a certificate to a citizen of an EU Member State confirming his right to reside in the Republic of Lithuania	-	-	55.4	44.5	31.4
Issue of an EU residence permit (temporary and permanent)	-	-	5.3	5.7	13.6
Issue/renewal of PRP	363.5	266.6	548.4	840.4	758.1
Issue/renewal of TRP	2 523.4	2 937.5	4 516.1	5 329.9	8 562.5
Issue of a visa of the Republic of Lithuania, extension of the period of validity	347.3	430.4	261.5	219.7	220.1
Issue/renewal of a stateless person's travel document	76.8	47.7	78.4	61.6	54.2
Verification of a natural or legal person's letter of invitation	1 514.2	1 731.3	1 927.5	2 098.5	1 661.0
Issue/renewal of a refugee's travel document	1.5	1.1	1.0	3.3	2.1
Issue/renewal of an alien's passport	5.2	4.2	6.6	6.9	6.2
Other services	30.4	52.3	61.5	67.4	48.1
In total	50 474.8	43 817.6	45 362.9	52 795.2	50 952.2

Sources: Data of the Office of the President of the Republic of Lithuania, the Migration Department, migration units, the State Border Guard Service

14.3. Fines for administrative offences in accordance with articles of the Code of Administrative Offences (CAO) (LTL)

Articles of CAO	Fines paid				
	2010	2011	2012	2013	2014
Article 200	4 265	2 465	3 215	2 025	7 215
Article 201 ²	-	-	2 510	1 580	1 605
Article 204	400	50	75	75	25
Article 204 ¹	750	50	400	-	125
Article 206	31 450	32 310	47 879	35 000	60 625
Article 206 ¹	4 925	8 060	-	-	-
Article 206 ²	2 100	-	250	750	500
Article 206 ³	24 700	4 500	2 000	6 000	125
Article 206 ⁵	-	-	125	-	-
In total	68 590	47 435	56 454	45 430	70 220

Source. Data of migration units



Migration Yearbook 2014 published by the Migration Department under the Ministry of the Interior is the primary reference publication in migration and asylum statistics in Lithuania. Translation of this Yearbook from Lithuanian into English was undertaken by the Lithuania National contact point (NCP) of the European migration network (EMN). The EMN plays a key role in providing up-to-date, objective, reliable and comparable information on migration and asylum topics to policy makers (at EU and Member State level) and the general public. The Lithuanian NCP hopes that the English edition of the Migration Yearbook 2014 will contribute to a better understanding of migration and asylum situation in Lithuania for English speaking readers.

MIGRATION YEARBOOK 2014

Prepared by **Janas Vidickas**

Layout Vera Makušenko

Migration Department
under the Ministry of the Interior of the Republic of Lithuania
L. Sapiegos Str. 1, LT-10312 Vilnius
Tel. (8 5) 271 7112, fax (8 5) 271 8210
E-mail: mdinfo@vrm.lt
www.migracija.lt



Co-funded by
the European Union

