



**MIGRATION DEPARTMENT  
UNDER THE MINISTRY OF THE INTERIOR OF THE REPUBLIC OF LITHUANIA**

# **MIGRATION YEARBOOK 2013**

Vilnius 2014

ISSN 2351-6607

## PREFACE



In front of you, there is the 10th edition of Migration Yearbook published by the Migration Department under the Ministry of the Interior. Migration Yearbook 2013 provides the reader with detailed information on migration of Lithuanian citizens and foreigners, on personal documents, visas, residence permits, other topics on foreigners' legal status in Lithuania; the edition also covers issues related to the Lithuanian citizenship. The main events of 2013 related to visas, migration, asylum, free movement of persons, citizenship, issue of personal identity and travel documents are also published in the Yearbook. We believe that Migration Yearbook 2013 will be of use to those interested in migration policy and current events.

The content of the edition has little been altered within the last several years. We hope that those interested in statistics would find the information on migration of Lithuanian citizens and foreigners as well as on Lithuanian citizenship interesting. Comprehensive information on asylum, residence permits is also provided in the Yearbook 2013. A fight against illegal migration – aliens returned to foreign countries and expelled from the Republic of Lithuania-is another interested topic covered in the Yearbook 2013.

In 2013, a number of foreigners residing in Lithuania has increased, though, the total population of Lithuania decreased by 35 thousand. A number of foreigners residing in Lithuania increased from 1.08 % (32.3 thousand) in the beginning of 2013 to 1.20 % (35.5 thousand) in the beginning of 2014. Last year the decrease of population was for the first time influenced not by negative population migration flows but by the negative population growth which was almost 52 % of the common decrease of the Lithuanian population (for example, in 2012- 25 %, in 2011 – 15 %). Unfolding recent tendencies of migration of the Lithuanian population show that Lithuania very soon will not be in the list of emigrating countries.

It is also a pleasure to mention that a project Information system of public services of identity and other personal documents issuance, consultation of citizens of the Republic of Lithuania and foreign nationals which started in 2011 was finally implemented by February 2014. The Migration Department and other institutions under the Ministry of the Interior actively participated in implementation of the project: Police Department, Information Technology and Communication Department, Personalization Center, Residents' Register Service as well as the Ministry of the Interior itself. Modern electronic services which now allow to even more effectively providing migration related services to Lithuanian citizens and foreign nationals have been created.

We also want to thank the institution of the President of the Republic of Lithuania, Consular Department of the Ministry of Foreign Affairs, Ministry of Social Security and Labour, Statistics Lithuania under the Government of the Republic of Lithuania, institutions under the Ministry of the Interior - State Border Guard Service, Foreigners Registration Centre, Police Department and Migration Units of Territorial Police Offices, Personalization Center, Residents' Register Service, for the assistance provided while preparing the Migration Yearbook 2013 edition.

Director of the Migration Department under the Ministry of the Interior of the Republic of Lithuania

Almantas Gavėnas

## TABLE OF CONTENTS

TABLE OF CONTENTS .....	3
LIST OF ABBREVIATIONS .....	8
1. GENERAL PROVISIONS .....	9
1.1. Main events of 2013 in the areas of free movement of persons, visas, migration, asylum, citizenship, issue of personal identity and travel documents .....	9
1.2. Structure of management of migration processes in the Republic of Lithuania .....	12
1.3. Structure of the Migration Department under the Ministry of the Interior of the Republic of Lithuania .....	13
1.4. The main legal acts of the Republic of Lithuania regulating management of migration processes ....	14
1.5. Number of aliens residing in the Republic of Lithuania as of the beginning of 2014 (thous.) .....	15
1.6. Number of aliens residing in the Republic of Lithuania as of the beginning of 2014, by citizenship ..	15
1.7. Number of aliens residing in the Republic of Lithuania according to municipalities as of the beginning of 2014 .....	16
1.8. Number of aliens residing in the Republic of Lithuania as of the beginning of 2014, by documents confirming the legal status of aliens in the Republic of Lithuania .....	17
1.9. Number of citizens of the Republic of Lithuania residing in foreign states .....	18
2. MIGRATION OF CITIZENS OF THE REPUBLIC OF LITHUANIA AND ALIENS .....	19
2.1. Number of citizens of the Republic of Lithuania and aliens who arrived to reside in the Republic of Lithuania in 2013, by states .....	19
2.2. Number of persons who arrived to reside in the Republic of Lithuania in 2013, by citizenship .....	20
2.3. Number of citizens of the Republic of Lithuania and aliens who departed for residence to foreign states in 2013, by states .....	21
2.4. Number of persons who departed for residence to foreign states in 2013, by citizenship .....	22
2.5. Arrival, departure, and net of citizens of the Republic of Lithuania and aliens .....	23
3. PERSONAL DOCUMENTS OF CITIZENS OF THE REPUBLIC OF LITHUANIA .....	24
3.1. Issue of personal identity cards and passports of the Republic of Lithuania to citizens of the Republic of Lithuania .....	24
3.2. Issue of personal identity cards and passports of the Republic of Lithuania to a citizen of the Republic of Lithuania residing in the Republic of Lithuania .....	25
3.3. Issue of a passport of the Republic of Lithuania to a citizen of the Republic of Lithuania residing in a foreign state .....	26
4. FREE MOVEMENT OF PERSONS .....	27
4.1. Certificates confirming the right to reside in the Republic of Lithuania issued to a citizen of EU or EFTA Member State .....	27
4.1.1. Number of submitted applications, decisions passed and certificates issued in 2013, by citizenship .....	27
4.1.2. Number of decisions to issue a certificate in 2013, by grounds of arrival .....	28
4.1.3. Issue of a Certificate for a national of an EU/EFTA Member State. Flow Chart .....	29
4.2. Issue of a residence permit of the Republic of Lithuania to a family member of a citizen of an EU Member State .....	30
4.2.1. Number of applications, taken decisions to issue, replace or revoke the EU residence permit card in 2013, by citizenship .....	30
4.2.2. Number of the EU residence permit card issued to the family member of the EU / EFTA Member State national in 2009–2013, by citizenship .....	31
4.2.3. Issue or replace of the EU residence permit card to the family member of the the EU / EFTA Member State national. Flow Chart .....	32

4.3. Issue of Certificate confirming the right of an EU/EFTA Member State national to permanently reside in the Republic of Lithuania .....	33
4.3.1. Applications to issue a permanent certificate, number of taken decisions and issued certificates in 2013, by citizenship .....	33
4.3.2. Issue of a permanent Certificate to EU/EFTA Member State national. Flow Chart .....	34
4.4. Issue of a permanent residence permit of the Republic of Lithuania to a family member of an EU/EFTA Member State national .....	35
4.4.1. Number of applications to issue EU permanent residence permit, taken decisions in 2013, by citizenship .....	35
4.4.2. Number of issued EU permanent residence permits in 2009-2013, by citizenship .....	35
4.4.3. Issue of EU permanent residence permit to the family member of the EU/EFTA Member State national. Flow Chart.....	36
5. VISAS.....	37
5.1. Issue of visas.....	37
5.1.1. Number of decisions regarding foreign visa applications, by place of submission in 2013.....	37
5.1.2. Number of visas issued to aliens from 2009 to 2013, by type .....	37
5.1.3. Issue of a visa to an Alien. Flow Chart .....	38
5.2. Extension of period of stay in the Republic of Lithuania to aliens in possession of Schengen visa.....	39
5.2.1. Number of decisions on extension of the period of stay in the Republic of Lithuania to aliens in possession of Schengen visa, from 2009 to 2013, by decision-taking institution.....	39
5.2.2. Extension of period of stay in the Republic of Lithuania to aliens in possession of Schengen visa. Flow chart .....	39
5.3. Consultation on issue of a visa .....	40
5.3.1. Consultation on issue of a visa of visa services of the Republic of Lithuania. Flow chart .....	40
5.3.2. Number of consultations of Schengen states' central authorities with the Republic of Lithuania on issue of visas in 2013 .....	40
5.3.3. Number of consultations of Schengen states' central authorities with the Republic of Lithuania on issue of visas. Flow chart .....	41
5.3.4. Number of consultations of Schengen states' visa authorities representing the Republic of Lithuania with the Republic of Lithuania on issue of visas in 2013 .....	41
5.3.5. List of visa authorities of other Schengen states representing the Republic of Lithuania .....	42
5.3.6. Consultations of Schengen states' visa authorities representing the Republic of Lithuania with the Republic of Lithuania on issue of visas. Flow Chart.....	43
5.3.7. Number of consultations on issue of visas in 2013, by sender of application for consultation and submitted recommendations .....	43
5.4. Visa-free travel .....	44
5.4.1. List of the countries whose citizens do not need visas to enter the Republic of Lithuania .....	44
5.4.2. List of countries whose citizens holding diplomatic or service passports may enter the Republic of .....	44
5.4.3. List of countries to which Lithuanian citizens are exempted from visa requirements.....	45
5.4.4. List of the countries which may be entered by the citizens of the Republic of Lithuania holding diplomatic or service passports without visas.....	46
6. FACILITATED TRANSIT FOR CITIZENS OF THE RUSSIAN FEDERATION.....	47
6.1. Decisions regarding issuance of Facilitated Transit Document (FTD) or Facilitated Railway Transit Document (FRTD) to the citizens of the Russian Federation .....	47
6.2. Issue of FTD to the citizens of the Russian Federation. Flow chart .....	47
6.3. Issue of FRTD to the citizens of the Russian Federation. Flow chart .....	48
7. TEMPORARY RESIDENCE PERMITS IN THE REPUBLIC OF LITHUANIA.....	49
7.1. Number of applications of aliens for issue/replacement of a temporary residence permit (TRP) in the Republic of Lithuania in 2013, by citizenship.....	49
7.2. Number of decisions on issue / replacement of TRP or refusal to issue / replace TRP in 2013, by grounds for arrival.....	50

7.3. Number of issued / replaced TRP for aliens in 2013, by citizenship .....	51
7.4. Number of issued/replaced TRP for aliens in 2013, by grounds for arrival .....	51
7.5. Number of withdrawn TRP in 2010-2013, by the grounds for withdrawal.....	51
7.6. Number of withdrawn TRP in 2010-2013, by citizenship of aliens .....	52
7.7. TRP indicators in 2003-2013 .....	53
7.8. Issue of a TRP in the Republic of Lithuania. Flow Chart .....	54
7.9. Replacement of a TRP in the Republic of Lithuania. Flow Chart.....	55
8. PERMITS OF A LONG TERM RESIDENT OF THE REPUBLIC OF LITHUANIA .....	56
TO RESIDE IN THE EUROPEAN COMMUNITY .....	56
8.1. Number of applications of aliens for the issue of a permit of a long term resident (PLTR) of the Republic of Lithuania to reside in the European Community in 2013, by citizenship .....	56
8.2. Number of decisions to issue or to refuse to issue PLTR in 2013, by citizenship .....	57
8.3. Number of decisions to issue a PLTR in 2013, by grounds for issue .....	57
8.4. Number of issued PLTR in 2009-2013, by alien's citizenship .....	58
8.5. Number of replaced PLTR in 2009-2013, by alien's citizenship .....	58
8.6. Issue of a PLTR. Flow Chart.....	59
8.7. Replacement of PLTR to an Alien. Flow Chart.....	60
9. TRAVEL DOCUMENTS ISSUED TO ALIENS .....	61
9.1. Number of travel documents issued to aliens .....	61
9.2. Issue and replacement of travel documents to stateless persons. Flow chart.....	62
9.3. Issue and replacement of travel documents to refugees. Flow chart .....	62
9.4. Issue and replacement of alien's passport. Flow chart.....	63
9.5. Number of issued alien's passports, by alien's citizenship .....	64
10. ASYLUM IN THE REPUBLIC OF LITHUANIA.....	65
10.1. Number of aliens' applications for asylum in the Republic of Lithuania from 2009 to 2013, by citizenship .....	65
10.2. Number of aliens' first time applications for asylum in the Republic of Lithuania in 2013, by place of submission.....	66
10.3. Number of aliens' applications for asylum in the Republic of Lithuania and of decisions passed in 2013.....	67
10.4. Granting asylum to aliens in the Republic of Lithuania .....	68
10.5. Granting Asylum in the Republic of Lithuania. Flow Chart .....	69
10.6. Number of requests for taking over of examination of an asylum application made by the Republic of Lithuania to other states, which are responsible for the examination of alien's asylum application under the Dublin regulation, in 2013.....	70
10.7. Number of requests for taking over of examination of an asylum application made by other EU Member States to the Republic of Lithuania under the Dublin regulation in 2013 .....	70
10.8. Number of aliens granted Refugee status in the Republic of Lithuania from 2009 to 2013 .....	71
10.9. Number of aliens to whom Subsidiary protection has been granted in the Republic of Lithuania from 2009 to 2013 .....	71
10.10. Number of unaccompanied minors – asylum seekers from 2009 to 2013, by nationality and gender .....	72
10.11. Procedure rates for granting asylum in the Republic of Lithuania from 2009 to 2013 .....	72
11. ALIENS' CONTROL .....	73
11.1. Aliens prohibited from entry to the Republic of Lithuania .....	73

11.1.1. Number of aliens prohibited from entry to the territory of the Republic of Lithuania, by citizenship .....	73
11.1.2. Number of aliens prohibited from entry to the territory of the Republic of Lithuania, by grounds indicated in the Schengen Borders Code, 2013.....	73
11.2. Detention of aliens in the Republic of Lithuania.....	74
11.2.1. Number of aliens who were detained for illegal entry to and (or) illegal stay in the territory of the Republic of Lithuania or subject to Alternative Detention Measure in 2013, by country of origin..	74
11.2.2. Number of aliens who were detained for more than 48 hours for illegal entry to and (or) illegal stay in the territory of the Republic of Lithuania from 2009 to 2013, by country of origin .....	74
11.2.3. Number of aliens accommodated in the Aliens' Registration Centre, by country of origin.....	75
11.3. Administrative Offences committed by alines.....	76
11.3.1. Number of aliens in respect of whom Administrative Offence Protocols were drawn up under the Article 206 of the Code on Administrative Offences (violation of the procedure of aliens' entry / stay in / passing in transit through / exit from the Republic of Lithuania, by citizenship .....	76
11.3.2. Number of aliens with respect to whom administrative offence protocols have been drawn up on the basis of administrative offences provided in the Code on Administrative Offences (CAC), by offences .....	77
11.4. Aliens obliged to depart and expelled aliens.....	78
11.4.1. Number of aliens obliged to depart from the Republic of Lithuania from 2009 to 2013, by citizenship .....	78
11.4.2. Number of aliens, in respected of which the decision was made to return them to a foreign country, from 2009 to 2013, by citizenship.....	78
11.4.3. Number of aliens expelled from the Republic of Lithuania from 2009 to 2013, by citizenship..	79
12. CITIZENSHIP OF THE REPUBLIC OF LITHUANIA.....	80
12.1. Granting of citizenship of the Republic of Lithuania.....	80
12.1.1. Granting of citizenship of the Republic of Lithuania in 2013, by grounds for granting citizenship .....	80
12.1.2. Number of persons granted citizenship of the Republic of Lithuania by way of naturalization.	80
12.1.3. Granting of citizenship of the Republic of Lithuania by way of naturalization. Flow Chart .....	81
12.1.4. Granting of citizenship of the Republic of Lithuania by a simplified procedure. Flow Chart .....	81
12.1.5. Number of persons to whom the citizenship of the Republic of Lithuania was restored from 2009 to 2013, by grounds for restoration.....	82
12.1.6. Restoration of citizenship of the Republic of Lithuania under the Article 21 (Parts 2 and 3) of the Law on Citizenship. Flow chart .....	82
12.1.7. Restoration of citizenship of the Republic of Lithuania under the Article 21 (4) of the Law on Citizenship. Flow Chart .....	83
12.2. Taking an oath to the Republic of Lithuania .....	83
12.2.1. Taking of the oath by a person in the Ministry of the Interior. Flow Chart.....	83
12.2.2. Taking of the oath by a person in a consular office. Flow Chart .....	84
12.3. Loss and renouncement of citizenship of the Republic of Lithuania .....	85
12.3.1. Number of persons who lost citizenship of the Republic of Lithuania.....	85
12.3.2. Loss of citizenship of the Republic of Lithuania due to acquiring citizenship of another State. Flow Chart.....	85
12.3.3. Renouncing citizenship of the Republic of Lithuania. Flow Chart .....	86
12.4. Retention of the right to citizenship of the Republic of Lithuania.....	86
12.4.1. Number of passed decisions on retention of the right of aliens to citizenship of the Republic of Lithuania.....	86
12.4.2. Number of issued certificates for retention of the right to citizenship of the Republic of Lithuania .....	87
12.4.3. Number of issued certifikates confirming the right to restore the citizenship of the Republic of Lithuania by citizenship in 2013.....	87

12.4.4. Number of issued certificates confirming Lithuanian descent by citizenship in 2013 .....	87
13. REPRESENTATION IN COURT SESSIONS.....	88
13.1. Data on representation in Court sessions within the competence of the Migration Department in 2013, by citizenship of persons that have lodged complaints (applications) .....	88
13.2. Data on participation in Court sessions within the competence of the Migration Department in 2013, by subject of complaints (applications) .....	89
13.3. Data on representation of the Migration Department in Courts on issues covering competence of territorial police units migration subdivisions according to subject of complaint (application) in 2013 ...	90
14. CONSULAR FEE, STATE DUTY AND FINES.....	91
14.1. Collection of the Consular fee for the issue of visas, other documents and provided consular services.....	91
14.2. Collection of state duty .....	91
14.3. Fines for Administrative offences in accordance with Articles of the Administrative Offences Code .....	92
APPENDICE.....	93

## LIST OF ABBREVIATIONS

---

CAO- Code of Administrative Offences  
EC- European Community  
EFTA - European Free Trade Association  
EU- European Union  
TRP- Temporary Residence Permit  
PLTR – Permit of a long-term resident of the Republic of Lithuania to reside in the European Community (permanent residence permit)  
LR- Republic of Lithuania  
SACL - Supreme Administrative Court of Lithuania  
FTD- Facilitated Transit Document  
FRTD- Facilitated Rail Transit Document  
VRAC – Vilnius Regional Administrative Court  
MOI- Ministry of the Interior



## 1. GENERAL PROVISIONS

### 1.1. Main events of 2013 in the areas of free movement of persons, visas, migration, asylum, citizenship, issue of personal identity and travel documents

#### *General matters of migration processes' management*

- **April-** Digital Migration Yearbook 2012 was published on the website of the Migration Department under the Mol in the Lithuanian, English and Russian languages.
- **9 May-** Concept on optimisation and its implementation plan of Migration Units under Territorial Police Offices was approved by the Lithuanian Police Commissioner General. According to the Concept, from July 1st, 2014, Public Police Migration Units of Territorial Police Offices Police Commissariats will become a part of County Police Headquarters Migration Units structure. The Concept also foresees establishing in Migration Units positions of state civil servants instead of staff members who used to work under work agreements.
- **27 June-** Seimas of the Republic of Lithuania approved amendments to the Law on the Legal Status of Aliens related to extension of application of long term resident status to persons granted international protection.
- **September-** November- By Orders of the Minister of the Interior descriptions of the procedure for issuance of documents to the foreign nationals were amended. They provide that a foreign national by electronic means can report about the loss of a residence permit in the Republic of Lithuania of a family member of the citizen of an EU Member State, a temporary residence permit, a permit of a long-term resident of the Republic of Lithuania to reside in the European Community, Stateless Person's travel document, Refugee Travel document, or Foreigner' Passport. The report to a territorial police office on the lost document can be submitted by lodging into the Information system of public services of identity and other personal documents issuance, consultation of citizens of the Republic of Lithuania and foreign nationals.
- **10 October** - the Seimas of the Republic of Lithuania adopted amendments to the Law on the Legal Status of Aliens. The amendments cover the following: shortening of residence permits issuance terms, establishing the Commission on coordination of integration of foreign nationals as well as changed grounds of asylum seekers' detention.
- **22 October-** by the Order of the Minister of Social Security and Labour the Regulation of the Refugee Reception Centre was changed. The Regulation foresees that the Centre organizes reception and accommodation of the foreigners who were or are victims of human trafficking and who are granted a period to decide whether to cooperate with judiciary investigating the human trafficking related crimes.
- **21 November-** the Seimas of the Republic of Lithuania adopted amendments to the Law on Fees and Charges according to which those Lithuanian citizens who are exempt from payment of state fee for issue of both a passport and an id card, now are exempt from the payment only for issue of one of the documents: either a passport, or an id card.
- **2 December** – by the Order of the Lithuanian Police Commissioner General the Model Regulations of County Police Commissariat Migration Unit were approved. The new Regulations come into force from July 1, 2014.

#### *Personal documents of citizens of the Republic of Lithuania*

- **4 December** – A new sample of a Diplomatic Passport of the Republic of Lithuania was approved by the Government of the Republic of Lithuania. The new sample diplomatic passports are to be issued from November 14, 2014.

#### *Free movement of persons*

- **23 May** – Description of the Order to issue a Certificate to confirm a European Union Member State citizen's right to permanently reside in the Republic of Lithuania, European Union Member State citizen family member's permit to reside in the Republic of Lithuania card issue, renewal or cancellation to European Union Member State family members, who are not European Union citizens, was amended by the Order of the Minister of the Interior;

- **12 June** - Description of the Order on issue of Certificate to European Union Member State citizen's right to reside in the Republic of Lithuania confirmation and Description of the Order of issue, renewal and cancellation of a Card of the European Union Member State citizen family member's permit to reside in the Republic of Lithuania was amended by the Order of the Minister of the Interior.

### Visas

- **10 January, 2013** - according to the Decision of the Government of the Republic of Armenia, all citizens of the European Union and of the Member States parties to the Schengen acquis, are exempt from the visa requirement when travelling to Armenia and staying there for a period up to 180 days.
- **8 June**- visas are issued in newly opened Lithuanian Consulate General in Sao Paulo, Brazil, and Vilnius Railway Station state border check point.
- **10 November** - Agreement between the Government of the Republic of Lithuania and the Government of the Republic of India on waiving visa regime to holders of diplomatic passports was signed in Delhi, India.
- **1 January, 2014** - Agreement between the European Union and the Republic of Armenia on the facilitation of the issuance of visas entered into force.

### Residence Permits

- **11 January** - The List of Professions that are understaffed in the Republic of Lithuania according to the economic activity types was approved by the Order of the Minister of Social Security and Labour for the 2nd half of the year 2013, with a view to create better possibilities for employers to get qualified employees from abroad. On 25 June 2013, this list was updated (approved for the 2nd half of the year).
- **27 March** – the Description Order on conditions of work permits issue to foreign nationals was amended by the Order of the Minister of Social Security and Labour. The new Order of Description provides that an employer's application to issue a work permit according to a work agreement has to be processed within 20 calendar days; the application concerning an understaffed professions employee has to be processed within 10 calendar days from the application having been received in the Labour Exchange.
- **23 May**- by the Order of the Minister of the Interior the Rules for long-term residence permit issuance to aliens in the European Community and the fictitious marriage, fictitious registered partnership and fictitious adoption assessment in the Republic of Lithuania were amended, where among other amendments an order of calculation of residential time in Lithuania was established when the applicant applies for issue of permit of a long-term resident of the Republic of Lithuania to reside in the European Community.
- **8 July**- the Description of the Order of submitting documents for temporary residence permit in the Republic of Lithuania and permits to temporary reside for foreigners in the Republic of Lithuania issue, replacement, cancellation, as well as assessment whether the marriage or registered partnership was concluded or a child adopted for the purpose of receiving a temporary residence permit was amended by the Order of the Minister of the Interior.
- **14 October** - by the Order of the Minister of the Interior the Rules for long-term residence permit issuance to aliens in the European Community and the fictitious marriage, fictitious registered partnership and fictitious adoption assessment in the Republic of Lithuania were amended where a requirement to the applicant to have sufficient funds to support him/herself was established.
- **11 December**- by the Resolution of the Government of the Republic of Lithuania from February 1, 2014, state fees for residence permits application processing (issue or replacement) were changed. It was established double higher state fees for a twice shorter application processing term which is provided by the Law on the Legal Status of Aliens.

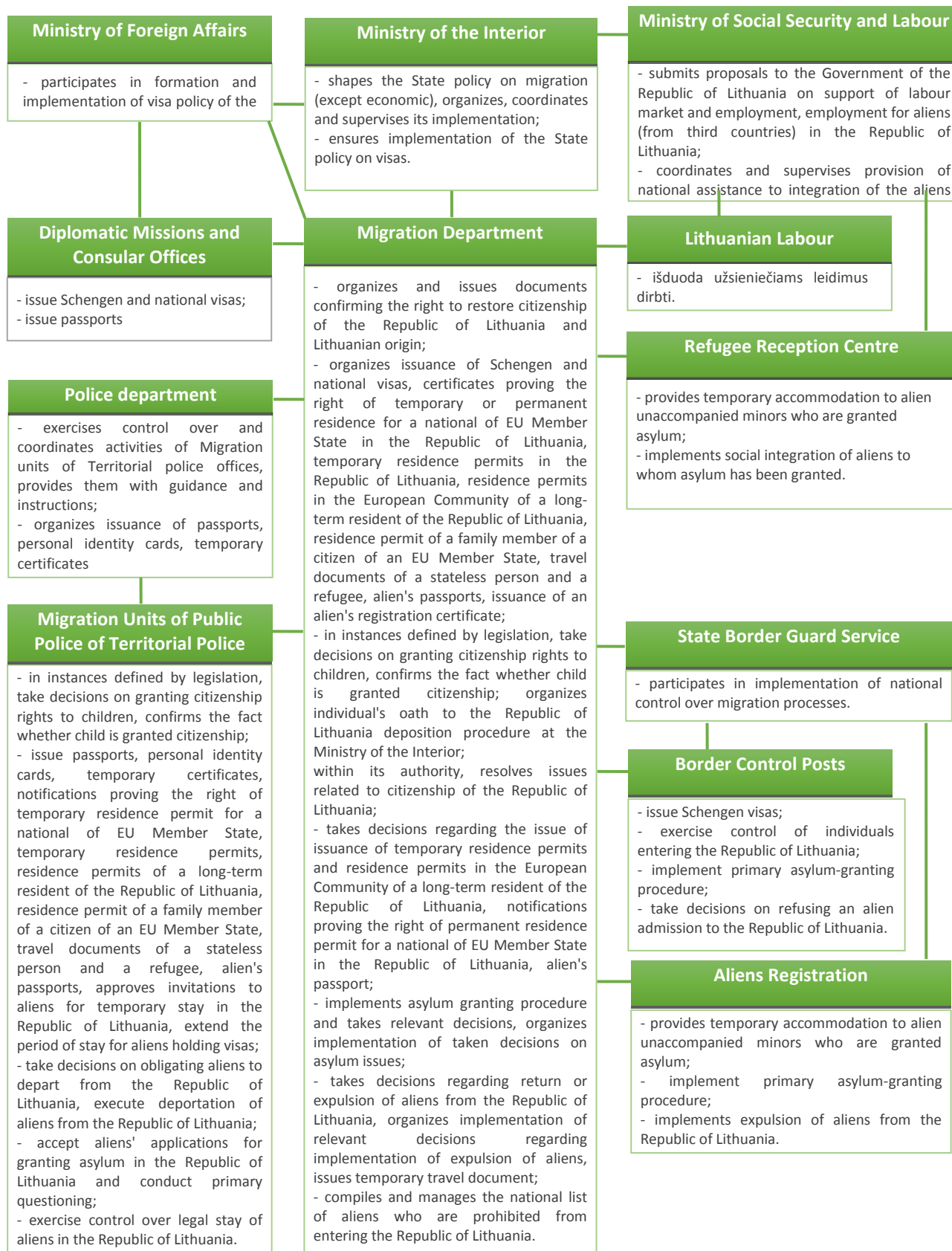
### Aliens' control

- **9 April**- the Republic of Lithuania connected to the second generation of Schengen Information System (SIS II).
- **1 January, 2014**- an agreement between the European Union and the Republic of Armenia on the readmission of persons residing without authorization entered into force.

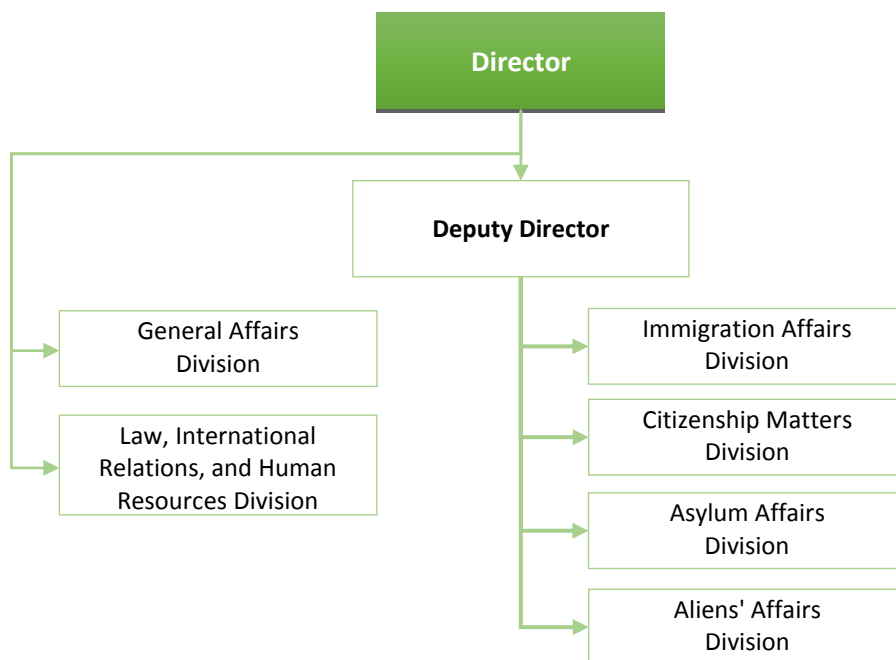
### **Citizenship**

- **1 January**- the Migration Department under the Ministry of the Interior according to provisions of the Law on Citizenship started issuing new documents to foreign nationals - certificates confirming the right to reinstate Lithuanian citizenship and certificate confirming Lithuanian descent which replaced former certificates confirming the right to preserve Lithuanian citizenship.
- **30 January** – by the Order of the Minister of the Interior, the Deputy Minister, responsible for migration issues according to activity sectors established by the Minister, was authorised to administer the oath to the Republic of Lithuania of the persons who acquired the Lithuanian citizenship according to the Law on Citizenship.
- **3 April** – by the Resolution of the Government of the Republic of Lithuania the Description of the Order of preparing documents of the citizenship of the Republic of Lithuania was approved.
- **3 April** - The Order of Description of issue of certificate confirming the right to reinstate Lithuanian citizenship and certificate confirming Lithuanian descent have been approved by the Resolution of the Government of the Republic of Lithuania. The Resolution of 30 March, 1992, of the Government of the Republic of Lithuania on issue of documents confirming the Right to reinstate Lithuanian citizenship was declared invalid.
- **9 May**- the Seimas of the Republic of Lithuania ratified the United Nations Convention on the Reduction of Statelessness; it came into force in October 20, 2013.
- **25 May**- the Seimas of the Republic of Lithuania approved amendments to the Law on Citizenship related to the Republic of Lithuania becoming a party to the Convention on the Reduction of Statelessness.

### 1.2. Structure of management of migration processes in the Republic of Lithuania



### 1.3. Structure of the Migration Department under the Ministry of the Interior of the Republic of Lithuania (as of 1 January 2014)



The Migration Department under the Ministry of the Interior of the Republic of Lithuania was established on 21 May 1992 by the Order of the Minister of the Interior Petras Valiukas upon merging two divisions of the Ministry: the Emigration and Immigration Service under the Ministry of the Interior and the Passport Board of the Ministry of the Interior. Former directors of the Migration Department included: Edvardas Gružas (1992–1993), Česlovas Kazimieras Blažys (1993–1995), Vladas Minkevičius (1995–1999). Almantas Gavėnas has been the head of the Migration Department since 1999.

Administrative structure of the Migration Department the Ministry of the Interior is approved by the Minister of the Interior.

Migration Department under the Ministry of the Interior comprises 80 posts.

#### **1.4. The main legal acts of the Republic of Lithuania regulating management of migration processes** (as of 1 January 2014)

Law of the Republic of Lithuania on the Legal Status of Aliens (as amended, in force since 30 April, 2004).

Law of the Republic of Lithuania Implementing the Law on the Legal Status of Aliens (in force since 30 April, 2004).

Law of the Republic of Lithuania on Citizenship (as amended, in force since 1 April, 2011).

Law of the Republic of Lithuania on Personal Identity Card (as amended, in force since 1 January, 2003).

Law of the Republic of Lithuania Implementing the Law on Personal Identity Card (as amended, in force since 21 November, 2001).

Law of the Republic of Lithuania on Passport (as amended, in force since 1 January 2003).

International treaties of the Republic of Lithuania on Travelling of Citizens of both states (in force with 2 states: Belarus and Russia).

International treaties of the Republic of Lithuania on the order of frontier residents' travelling (signed with Belarus but not in force yet).

International treaty of the Republic of Lithuania on the procedure of issuing facilitated railway transit documents (in force with Russia from 30 June 2003, and applicable only to citizens of the Russian Federation).

23 June, 2003 decision of the Government of the Republic of Lithuania No. 796 "On the procedure of entering and issuing facilitated transit document and facilitated railway transit document" (in force from 26 June 2003, and applicable only to citizens of the Russian Federation)

International readmission treaties of the Republic of Lithuania (in force with 25 states: Armenia, Austria, Belgium, Estonia, Greece, Georgia, Iceland, Spain, Italy, Croatia, Latvia, Poland, Luxembourg, Moldova, the Netherlands, Portugal, France, Romania, Russia, Slovenia, Finland, Switzerland, Sweden, Ukraine, Germany). The European Union international readmission agreements (valid with 14 states): Albania, Armenia, (as of January 1, 2014), Bosnia and Herzegovina, Georgia, Hong Kong, Montenegro, Macao, Macedonia, Moldova, Pakistan, Russia, Serbia, Sri Lanka, Ukraine.

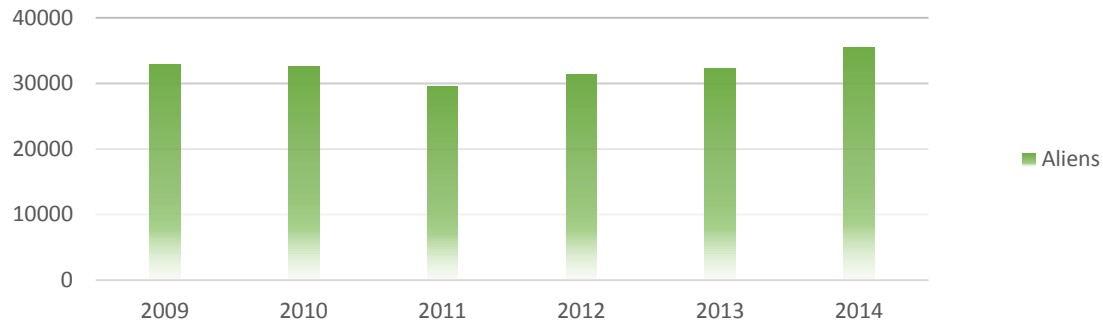
**1.5. Number of aliens residing in the Republic of Lithuania as of the beginning of 2014 (thous.)**

(tūkšt.)

	2009	2010	2011	2012	2013	2014
Population, including:	3 176,3	3 137,0	3 052,6	3 007,8	2 979,3	2 944,5
- aliens	32,9	32,5	29,6	31,3	32,3	35,5
Share of aliens in total national population, %	1,04	1,04	0,97	1,04	1,08	1,20

**Source:**

1. Statistics Lithuania data on the number of Lithuanian residents (recalculated after the 2011 Census).
2. Migration Units of Territorial Police Offices (2009-2011) and Residents' Register and Aliens' Register (2012-2014) data on the number of aliens.

**1.6. Number of aliens residing in the Republic of Lithuania as of the beginning of 2014, by citizenship**

Citizenship	2013	2014	Annual change, %
<b>European states, including:</b>	<b>26 232</b>	<b>28 265</b>	<b>7,8</b>
- EU Member States, including:	<b>3 146</b>	<b>3 655</b>	<b>16,2</b>
- Latvian	586	718	22,5
- Polish	495	548	10,7
- German	489	550	12,5
- EFTA member states	<b>117</b>	<b>135</b>	<b>15,4</b>
- Other European states, including:	<b>22 969</b>	<b>24 475</b>	<b>6,6</b>
- Armenian	402	428	6,5
- Belarusian	5 463	5 846	7,0
- Georgian	305	326	6,9
- Russian	12 801	13 331	4,1
- Ukrainian	3 240	3 713	14,6
<b>North American states, including:</b>	<b>404</b>	<b>415</b>	<b>2,7</b>
- USA	366	375	2,5
<b>Central and South American states</b>	<b>104</b>	<b>113</b>	<b>8,7</b>
<b>Australia and Oceania</b>	<b>25</b>	<b>28</b>	<b>12,0</b>
<b>Asian states, including:</b>	<b>2 094</b>	<b>2 396</b>	<b>14,4</b>
- Israeli	366	380	3,8
- Kazakh	290	321	10,7
- Chinese	373	339	-9,1
- Lebanese	138	183	32,6
<b>African states</b>	<b>264</b>	<b>378</b>	<b>43,2</b>
<b>Stateless persons</b>	<b>4 130</b>	<b>3 892</b>	<b>-5,8</b>
<b>In total</b>	<b>33 253</b>	<b>35 487</b>	<b>6,7</b>

Note. As of the beginning of 2014, nationals of 130 states and stateless persons with valid documents confirming their legal status in the Republic of Lithuania were residing in the Republic of Lithuania.

Source. Residents' Register and Aliens' Register data.

### 1.7. Number of aliens residing in the Republic of Lithuania according to municipalities as of the beginning of 2014

Municipality	Number of aliens	Municipality	Number of aliens
<b>Alytus County</b>	<b>966</b>	<b>Šiauliai County</b>	<b>1914</b>
Alytus	283	Šiauliai city	1356
Druskininkai	513	Akmenė	82
Lazdijai	36	Joniškis	82
Varėna	134	Kelmė	62
<b>Kaunas County</b>	<b>3832</b>	Pakruojis	53
Kaunas city	2354	Radviliškis	146
Birštonas	12	Šiauliai district	133
Jonava	467	<b>Tauragė County</b>	<b>265</b>
Kaišiadorys	92	Tauragė	124
Kaunas district	448	Jurbarkas	57
Kėdainiai	294	Pagėgiai	59
Prienai	106	Šilalė	25
Raseiniai	59	<b>Telšiai County</b>	<b>594</b>
<b>Klaipėda County</b>	<b>4893</b>	Telšiai	113
Klaipėda city	3 937	Mažeikiai	370
Klaipėda district	397	Plungė	98
Kretinga	111	Rietavas	13
Neringa	39	<b>Utena County</b>	<b>2889</b>
Palanga	232	Utena	106
Skuodas	43	Anykščiai	72
Šilutė	134	Ignalina	185
<b>Marijampolė County</b>	<b>417</b>	Molėtai	72
Marijampolė	242	Visaginas	2312
Kalvarija	23	Zarasai	142
Kazlų Rūda	27	<b>Vilnius County</b>	<b>16936</b>
Šakiai	50	Vilnius city	13253
Vilkaviškis	75	Elektrėnai	297
<b>Panevėžys County</b>	<b>863</b>	Šalčininkai	704
Panevėžys city	498	Širvintos	87
Biržai	65	Švenčionys	418
Kupiškis	47	Trakai	315
Panevėžys district	109	Ukmergė	209
Pasvalys	56	Vilnius district	1653
Rokiškis	88	<b>In total</b>	<b>33 569</b>

*Note.* The table does not include 1918 aliens whose residence declaration data are deleted at the request of the owner of residential premises and who failed to declare residence.

**Source.** Residents' Register and Aliens' Register data.



### 1.8. Number of aliens residing in the Republic of Lithuania as of the beginning of 2014, by documents confirming the legal status of aliens in the Republic of Lithuania

Citizenship	Document confirming the legal status of alien in the Republic of Lithuania					
	Certificate confirming the right of an EU Member State national to reside in the Republic of Lithuania	Certificate confirming the right of an EU Member State national to permanently reside in the Republic of Lithuania*	Residence permit of the Republic of Lithuania to a family member of a citizen of an EU Member State	Permanent residence permit of the Republic of Lithuania to a family member of a citizen of an EU Member State	Temporary residence permit in the Republic of Lithuania	Permit of a long term resident of the Republic of Lithuania to reside in the EC
<b>European states, including:</b>	<b>2 628</b>	<b>1 162</b>	<b>121</b>	<b>11</b>	<b>10 642</b>	<b>13 701</b>
- EU Member States, including:	<b>2 526</b>	<b>1 129</b>	-	-	-	-
- Latvian	479	239	-	-	-	-
- Polish	292	256	-	-	-	-
- German	336	214	-	-	-	-
- EFTA member states	<b>102</b>	<b>33</b>	-	-	-	-
- Other European states, including:	-	-	<b>121</b>	<b>11</b>	<b>10 642</b>	<b>13 701</b>
- Armenian	-	-	1	-	183	244
- Belarusian	-	-	22	2	3 670	2 152
- Russian	-	-	51	5	3 582	9 693
- Ukrainian	-	-	30	4	2 407	1 272
<b>North American states, including:</b>	-	-	<b>6</b>	<b>1</b>	<b>263</b>	<b>145</b>
- USA	-	-	5	1	232	137
<b>Central and South American states</b>	-	-	<b>9</b>	-	<b>66</b>	<b>38</b>
<b>Australia and Oceania</b>	-	-	<b>1</b>	<b>1</b>	<b>16</b>	<b>10</b>
<b>Asian states, including:</b>	-	-	<b>33</b>	<b>1</b>	<b>1 544</b>	<b>818</b>
- Indian	-	-	5	-	169	12
- Israeli	-	-	1	1	185	193
- Kazakh	-	-	1	-	148	172
- Chinese	-	-	2	-	222	115
- Pakistani	-	-	11	-	126	12
<b>African states, including:</b>	-	-	<b>18</b>	-	<b>300</b>	<b>60</b>
- Nigerian	-	-	5	-	156	4
<b>Without citizenship</b>	-	-	<b>24</b>	<b>7</b>	<b>61</b>	<b>3 800</b>
<b>In total</b>	<b>2 628</b>	<b>1 162</b>	<b>212</b>	<b>21</b>	<b>12 892</b>	<b>18 572</b>

\* Including citizens of the European Union Member States possessing permits of the citizen of the European Community to reside permanently valid till 8 January 2017.

## 1.9. Number of citizens of the Republic of Lithuania residing in foreign states

Foreign state	Number of citizens of the Republic of Lithuania	Date of data	Užsienio valstybė	Number of citizens of the Republic of Lithuania	Date of data
<b>European states, including:</b>	<b>387 990</b>		<b>- Other European states, including:</b>	<b>10 884</b>	
<b>- EU Member States, including:</b>	<b>324 153</b>		- Armenia	13	2013 data
- Ireland	90 200	1 January, 2014	- Azerbaijan	58	1 January, 2014
- Austria	1 137	1 January, 2014	- Belarus	5 338	1 January, 2014
- Belgium	1 604	2011 data	- Georgia	105	2013 data
- Bulgaria	83	1 January, 2013	- Kosovo	1	2011 data
- Czech Republic	594	31 October, 2013	- Moldova	45	1 January, 2014
- Denmark	9 486	1 January, 2014	- Russia	3 403	2013 data
- Estonia	1 963	1 January, 2014	- Turkey	600	1 January, 2014
- Greece	77	2011 data	- Ukraine	1 321	18 July, 2013
- Spain	23 082	1 January, 2014	<b>North American states, including:</b>	<b>66 151</b>	
- Italy	4 524	2012 data	- USA	17 021	2012 data
- United Kingdom	135 000	2012 data	- Canada	49 130	2011 data
- Cyprus	305	2007 data	<b>Central and South American states:</b>	<b>2 684</b>	
- Latvia	4 099	1 July, 2013	- Argentina	96	2010 data
- Poland	2 197	1 January, 2014	- Brazilia	2 588	2012 data
- Luxembourg	589	1 January, 2014	<b>Asian states, including:</b>	<b>5 982</b>	
- The Netherlands	4 183	26 June, 2013	- India	20	2013 data
- Portugal	546	2013 data	- Israel	5 000	2013 data (unofficial)
- France	1 764	2009 data	- Japan	186	2012 data
- Romania	175	1 January, 2014	- UAE	508	1 January, 2014
- Slovakia	115	2010 data	- Qtar	62	1 January, 2014
- Slovenia	59	1 January, 2014	- Kazakhstan	38	2010 data
- Finland	1 057	1 January, 2013	- China	127	30 November, 2013
- Sweden	8 706	2012 data	- The Republic of Korea	41	1 January, 2014
- Hungary	85	2010 data	<b>African states, including:</b>	<b>300</b>	
- Germany	32 523	1 January, 2014	- PAR	300	1 January, 2014
<b>- EFTA member states:</b>	<b>52 953</b>		<b>Australia ir Oceania states, including:</b>	<b>2 726</b>	
- Iceland	1 389	1 January, 2014	- Australia	2 600	2011 data
- Liechtenstein	1	2010 data	- New Zealand	126	2013 data
- Norway	50 000	2013 data (unofficial)			
- Switzerland	1 563	1 January, 2014	<b>In total</b>	<b>465 833</b>	

Source. Consular Department of the Ministry of Foreign Affairs of the Republic of Lithuania and the Migration Department under the Ministry of the Interior of the Republic of Lithuania data.

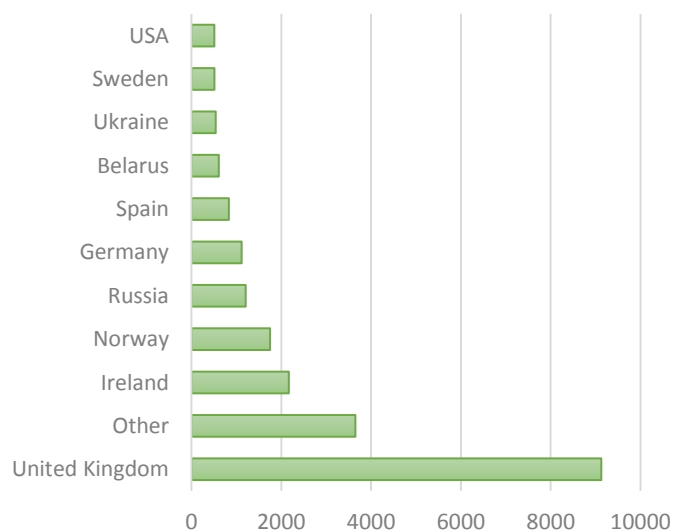
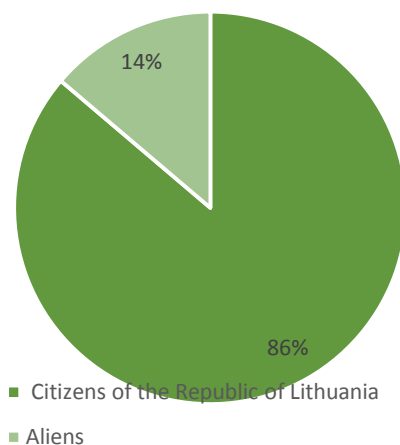
## 2. MIGRATION OF CITIZENS OF THE REPUBLIC OF LITHUANIA AND ALIENS

### 2.1. Number of citizens of the Republic of Lithuania and aliens who arrived to reside in the Republic of Lithuania in 2013, by states

State, from which a person arrived	In total	Citizens of the Republic of Lithuania	Aliens
<b>European states, including:</b>	<b>20 643</b>	<b>18 108</b>	<b>2 535</b>
- EU Member States, including:	<b>16 178</b>	<b>15 486</b>	<b>692</b>
- Ireland	2 167	2 161	6
- Denmark	468	439	29
- Spain	831	777	54
- Italy	285	234	51
- United Kingdom	9 128	9 085	43
- Latvia	208	77	131
- Poland	142	64	78
- The Netherlands	450	435	15
- France	223	202	21
- Sweden	510	491	19
- Germany	1 116	1 047	69
- EFTA Member States, including:	<b>1 890</b>	<b>1 868</b>	<b>22</b>
- Norway	1 750	1 736	14
- Other European states, including:	<b>2 575</b>	<b>754</b>	<b>1 821</b>
- Belarus	607	125	482
- Russia	1 206	449	757
- Ukraine	505	92	413
<b>North American states, including:</b>	<b>615</b>	<b>595</b>	<b>20</b>
- USA	508	490	18
<b>Central and South American states</b>	<b>46</b>	<b>35</b>	<b>11</b>
<b>Australian and Oceania states</b>	<b>38</b>	<b>36</b>	<b>2</b>
<b>Asian states</b>	<b>530</b>	<b>161</b>	<b>369</b>
<b>African states</b>	<b>102</b>	<b>39</b>	<b>63</b>
<b>Not indicated</b>	<b>37</b>	<b>1</b>	<b>36</b>
<b>In total</b>	<b>22 011</b>	<b>18 975</b>	<b>3 036</b>

*Note.* The table accounts for citizens of the Republic of Lithuania and aliens, who arrive to reside for the period longer than 6 months.

*Source.* Data of the Lithuanian Department of Statistics.

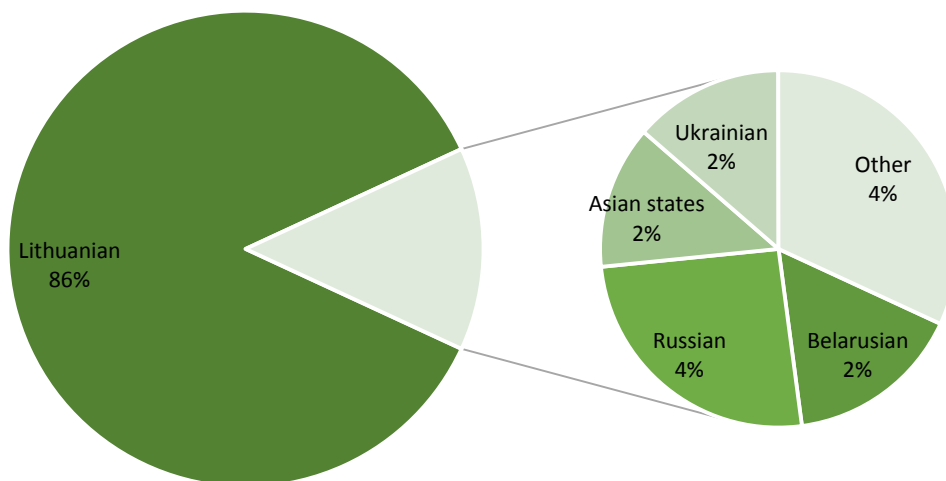


## 2.2. Number of persons who arrived to reside in the Republic of Lithuania in 2013, by citizenship

Citizenship	Number of persons
<b>European states, including:</b>	<b>21 503</b>
- <b>EU Member States, including:</b>	<b>19 646</b>
- Lithuanian	18 975
- Latvian	126
- Polish	80
- Romanian	58
- German	66
- <b>EFTA member states</b>	<b>16</b>
- <b>Other European states, including:</b>	<b>1 841</b>
- Belarusian	486
- Russian	774
- Ukrainian	413
<b>North American states, including:</b>	<b>22</b>
- USA	18
<b>Central and South American states</b>	<b>14</b>
<b>Australian and Oceania states</b>	<b>2</b>
<b>Asian states</b>	<b>394</b>
<b>African states</b>	<b>68</b>
<b>Without citizenship</b>	<b>8</b>
<b>In total</b>	<b>22 011</b>

*Note.* The table accounts for citizens of the Republic of Lithuania and aliens, who arrive to reside for the period longer than 6 months.

*Source.* Data of the Lithuanian Department of Statistics.

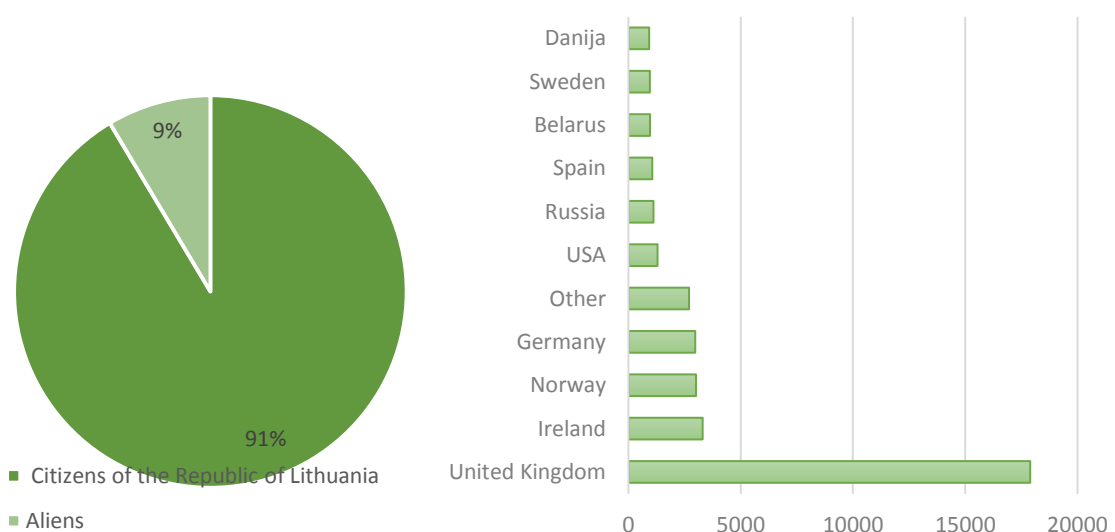


### 2.3. Number of citizens of the Republic of Lithuania and aliens who departed for residence to foreign states in 2013, by states

State, for which persons departed	In total	Citizens of the Republic of Lithuania	Aliens
<b>European states, including:</b>	<b>36 155</b>	<b>33 623</b>	<b>2 532</b>
- <b>EU Member States, including:</b>	<b>29 756</b>	<b>29 521</b>	<b>235</b>
- Ireland	3 302	3 295	7
- Belgium	188	186	2
- Denmark	919	912	7
- United Kingdom	17 895	17 871	24
- Spain	1 058	1 044	14
- Italy	435	427	8
- Latvia	179	150	29
- Poland	152	118	34
- The Netherlands	660	651	9
- France	296	289	7
- Sweden	950	938	12
- Germany	2 972	2 929	43
- <b>EFTA Member States, including:</b>	<b>3 280</b>	<b>3 273</b>	<b>7</b>
- Norway	3 005	3 000	5
- <b>Other European states, including:</b>	<b>3 119</b>	<b>829</b>	<b>2 290</b>
- Belarus	956	151	805
- Russia	1 111	481	630
- Ukraine	648	83	565
<b>North American states, including:</b>	<b>1 494</b>	<b>1 374</b>	<b>120</b>
- USA	1 292	1 186	106
<b>Central and South American states</b>	<b>55</b>	<b>38</b>	<b>17</b>
<b>Australian and Oceania states</b>	<b>122</b>	<b>118</b>	<b>4</b>
<b>Asian states</b>	<b>867</b>	<b>282</b>	<b>585</b>
<b>African states</b>	<b>120</b>	<b>52</b>	<b>68</b>
<b>Not indicated</b>	<b>5</b>	<b>5</b>	<b>-</b>
<b>In total</b>	<b>38 818</b>	<b>35 492</b>	<b>3 326</b>

Note. The table accounts for citizens of the Republic of Lithuania and aliens, who arrive to reside for the period longer than 6 months.

Source. Data of the Lithuanian Department of Statistics.

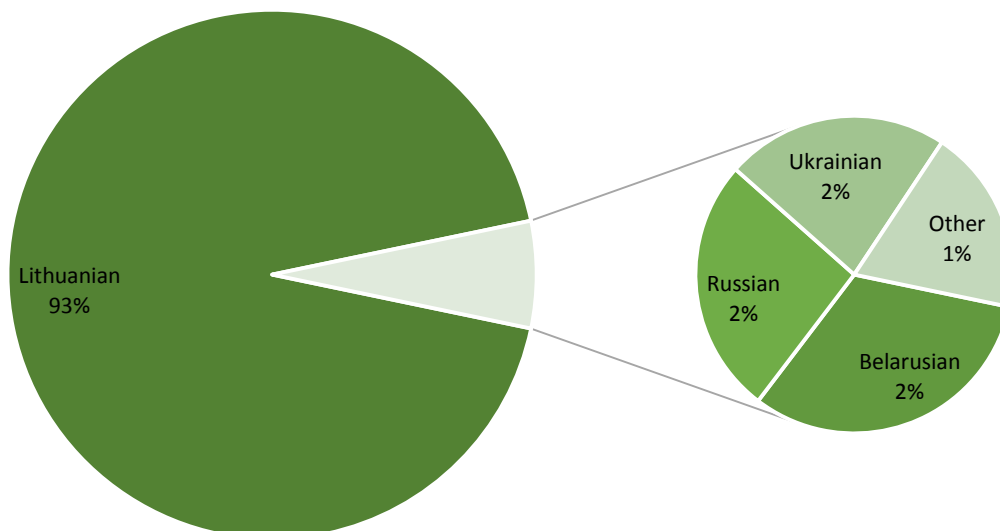


## 2.4. Number of persons who departed for residence to foreign states in 2013, by citizenship

Citizenship	Number of persons
<b>European states, including:</b>	<b>37 973</b>
- EU Member States, including:	<b>35 670</b>
- Bulgarian	15
- Latvian	16
- Lithuanian	35 492
- Polish	35
- German	31
- EFTA member states	<b>4</b>
- Other European states, including:	<b>2 299</b>
- Belarusian	796
- Russian	650
- Ukrainian	565
<b>North American states, including:</b>	<b>117</b>
- USA	104
<b>Central and South American states</b>	<b>20</b>
<b>Australian and Oceania states</b>	<b>4</b>
<b>Asian states, including:</b>	<b>595</b>
- Georgia	105
- Israeli	86
- Chinese	107
<b>Afrikan states</b>	<b>72</b>
<b>Without citizenship</b>	<b>37</b>
<b>In total</b>	<b>38 818</b>

*Note.* The table accounts for citizens of the Republic of Lithuania and aliens, who arrive to reside for the period longer than 6 months.

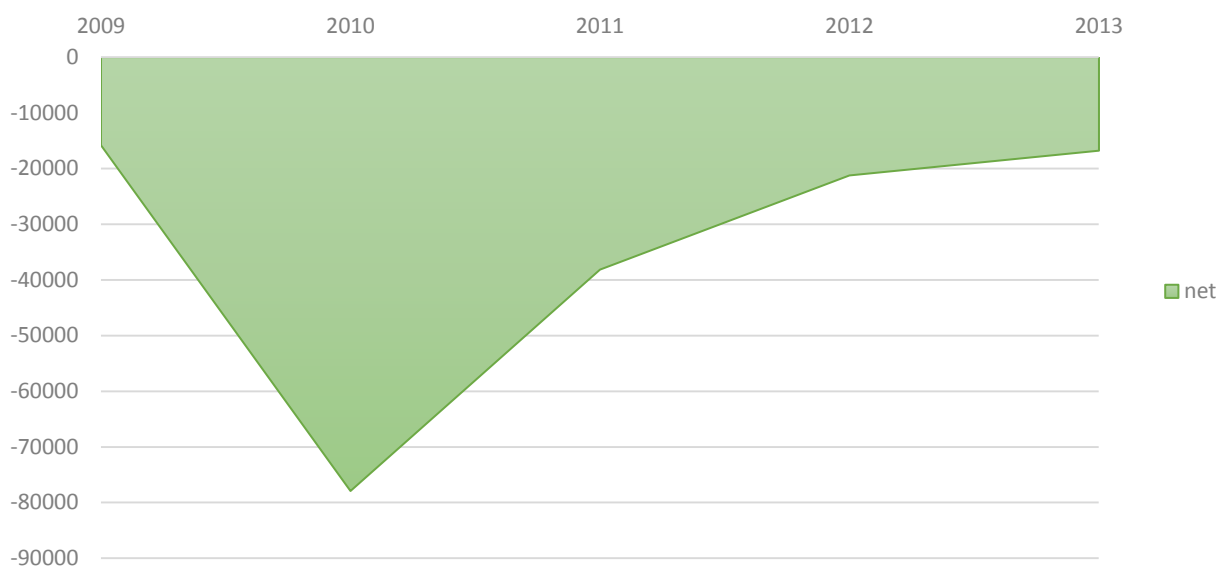
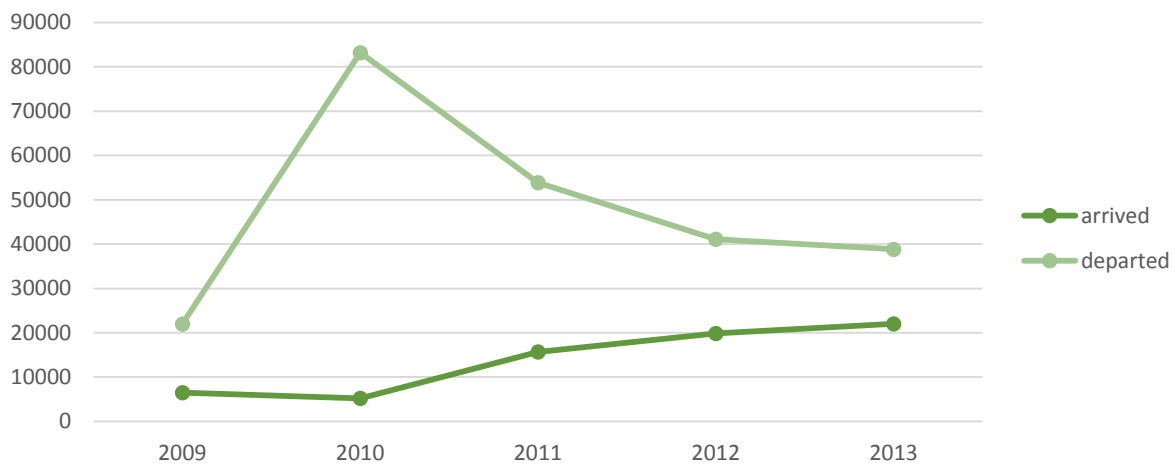
*Source.* Data of the Lithuanian Department of Statistics.



### 2.5. Arrival, departure, and net of citizens of the Republic of Lithuania and aliens

	2009	2010	2011	2012	2013
<b>Citizens of the Republic of Lithuania:</b>					
- arrived	4 821	4 153	14 012	17 357	18 975
- departed	16 421	79 315	51 505	38 479	35 492
- net	-11 600	-75 162	-37 493	-21 122	-16 517
<b>Aliens</b>					
- arrived	1 666	1 060	1 673	2 486	3 036
- departed	5 549	3 842	2 358	2 621	3 326
- net	-3 883	2 782	-685	-135	-290
<b>In total:</b>					
- arrived	<b>6 487</b>	<b>5 213</b>	<b>15 685</b>	<b>19 843</b>	<b>22 011</b>
- departed	<b>21 970</b>	<b>83 157</b>	<b>53 863</b>	<b>41 100</b>	<b>38 818</b>
- net	<b>-15 483</b>	<b>-77 944</b>	<b>-38 178</b>	<b>-21 257</b>	<b>-16 807</b>

Source. Data of the Lithuanian Department of Statistics.



### 3. PERSONAL DOCUMENTS OF CITIZENS OF THE REPUBLIC OF LITHUANIA

#### 3.1. Issue of personal identity cards and passports of the Republic of Lithuania to citizens of the Republic of Lithuania

Personal Identity Card is personal document of a citizen of the Republic of Lithuania confirming his identity and citizenship and intended for use in the Republic of Lithuania.

Personal Identity Card is obligatory to every citizen of the Republic of Lithuania over 16 years of age, if (s)he does not hold a valid passport issued by the Republic of Lithuania or a passport of the citizen of the Republic of Lithuania. If needed, Personal Identity Card can be also issued to citizens under 16 years old.

Personal Identity Card may be used for the identification or confirmation of the personal identity in the electronic environment and for signing electronic documents, if it contains an electronic circuit with personal identification data in electronic environment and qualified certificates.

**Source.** Paragraphs 1, 3-5 of Article 2 of the Law of the Republic of Lithuania on Personal Identity Card of 6 November, 2001

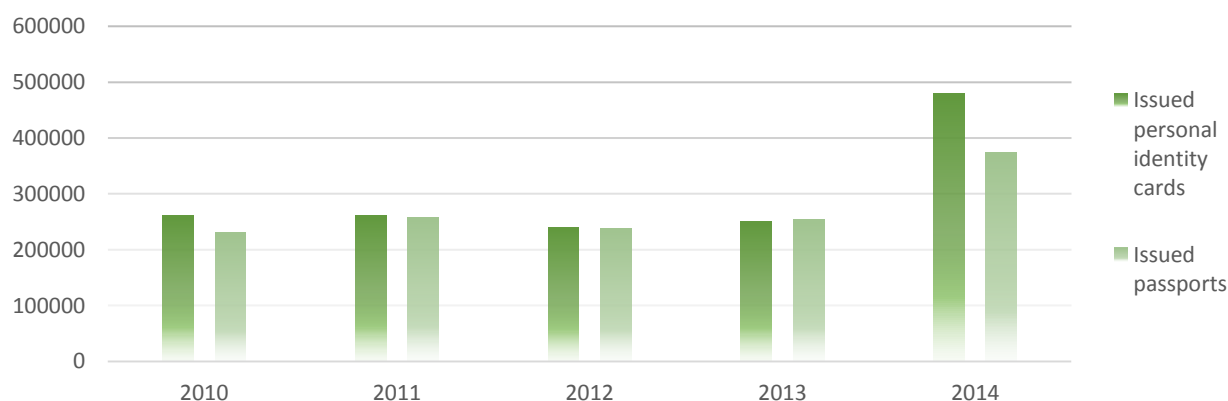
Under the provisions all citizens of European Union Member States (Ireland, Austria, Belgium, Bulgaria, Czech Republic, Denmark, Estonia, Greece, Spain, Italy, Great Britain, Cyprus, Latvia, Poland, Lithuania, Luxembourg, Malta, the Netherlands, Portugal, France, Romania, Slovakia, Slovenia, Finland, Sweden, Hungary, Germany) possessing valid Personal Identity Cards, issued by their State, have the right to leave the territory of a Member State for entering another Member State. The following states also recognize the Personal Identity Cards of the Republic of Lithuania as valid for travel: Andorra, Georgia, Iceland, Montenegro, Croatia, Liechtenstein, Macedonia, Monaco, Norway, San Marino, Serbia, Switzerland and Vatican.

**Note.** Before travelling to a foreign state (except for EU Members States and EFTA member states - Iceland, Liechtenstein, Norway, Switzerland), one is advised to consult information on types of documents recognized as valid for travelling to a specific foreign state.

A passport is a personal document of a citizen of the Republic of Lithuania, confirming his identity and citizenship, and designated for travelling to foreign countries or for use within the Republic of Lithuania.

Passport is issued to a citizen of the Republic of Lithuania residing in the Republic of Lithuania, irrespective of his/her age.

	2009	2010	2011	2012	2013
<b>Issued personal identity cards</b>	<b>260 936</b>	<b>261 819</b>	<b>239 075</b>	<b>250 431</b>	<b>480 286</b>
<b>Issued passports, including:</b>	<b>230 053</b>	<b>257 531</b>	<b>237 369</b>	<b>253 586</b>	<b>373 896</b>
Citizens residing in the Republic of Lithuania:	214 702	232 577	208 923	222 748	338 093
Citizens residing in foreign states:	15 351	24 954	28 446	30 820	35 803
- at diplomatic missions and consular offices	-	1 471	4 754	7 001	11 882
- Migration Units of Territorial Police Offices	349	9 061	20 164	23 819	23 921
- Migration Department	15 002	14 422	3 528	-	-





### 3.2. Issue of personal identity cards and passports of the Republic of Lithuania to a citizen of the Republic of Lithuania residing in the Republic of Lithuania.

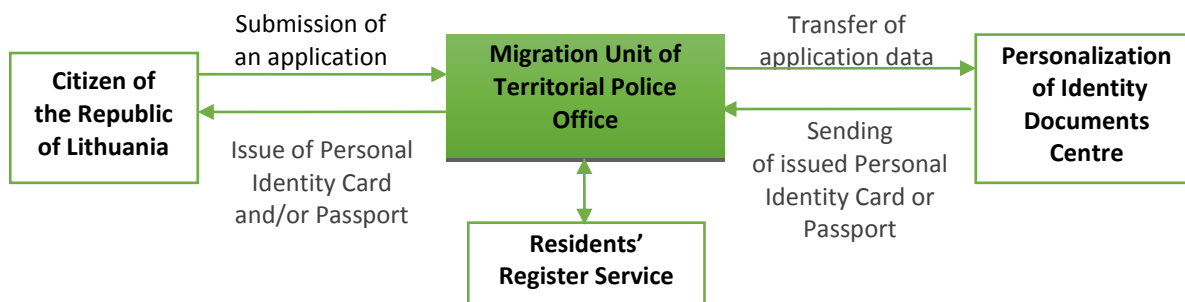
Personal Identity Card and/or Passport of the Republic of Lithuania can be issued to citizens under general or expedited procedure. Personal Identity Card and/or Passport of the Republic of Lithuania are issued under the general procedure not later than within a month from the day of submission of a request and other documents for issuance/replacement of Personal Identity Card and/or Passport of the Republic of Lithuania at Migration Units of Territorial Police Offices, under the expedited procedure - within 1 or 5 working days.

State duties in the amount prescribed by the Government are collected for issue and replacement of Personal Identity Cards and/or passport of the Republic of Lithuania. The duties are not collected from citizens who are exempted from state duties under the Law of the Republic of Lithuania on duties.

#### Source:

1. Paragraphs 13 and 14 of Article 5 of the Law of the Republic of Lithuania on Personal Identity Cards of 6 November, 2001, Article 6 of the Law of the Republic of Lithuania on duties of 13 June, 2000, paragraphs 4, 4<sup>1</sup>, 30 and 69 of the Procedure on Issuance, Change, Announcement as Invalid or Termination of Personal Identity card approved by the Order of the Minister of the Interior of the Republic of Lithuania of 24 December, 2008.

2. Paragraphs 12 and 13 of Article 5 of the Law of the Republic of Lithuania on Passport of 8 November, 2001, Articles 3 and 6 of the Law of the Republic of Lithuania on consular fees of 23 June, 1994, paragraphs 5, 10, 114–116 of the Procedure on Issue, Renewal, Submission of Documents on Passport's Issue and Renewal to the Diplomatic Missions and Consular Offices in foreign countries, on Transfer of these Documents to the Delegated Institution, Handling Passport to the Citizen, Sending Passport by Mail or by other Secure Means, Informing on the Receipt of Passport, Announcement of Passport as Invalid, Transfer of Invalid Passport to the Delegated Institution and on Obliteration of Passport approved by the Order of the Minister of the Interior and the Minister of Foreign Affairs of the Republic of Lithuania of 16 March 2010.

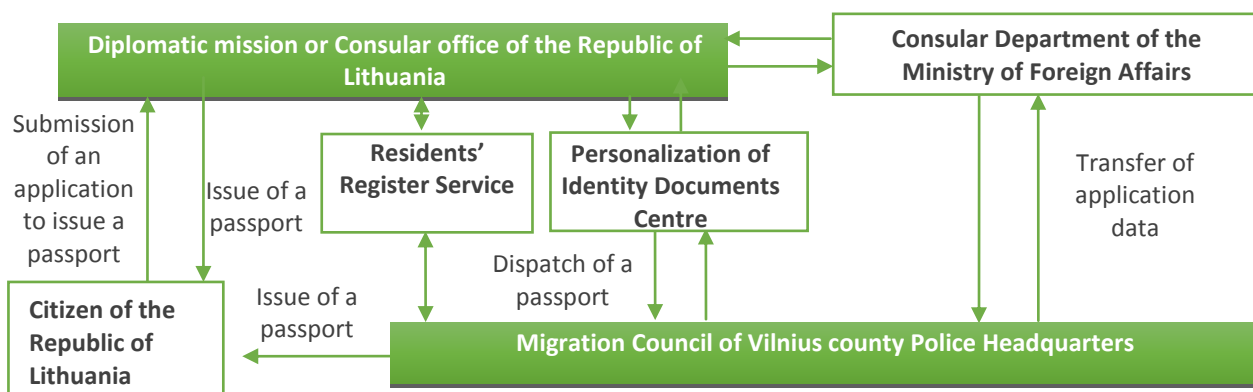


### 3.3. Issue of a passport of the Republic of Lithuania to a citizen of the Republic of Lithuania residing in a foreign state

Citizens of the Republic of Lithuania residing abroad are issued passport under the general procedure. Under the general procedure, passport is issued at diplomatic mission or consular office of the Republic of Lithuania not later than within two months from the day of reception of documents for issue or replacement of a passport.

Consular fee is collected for issue, replacement of passport at diplomatic mission or consular office of the Republic of Lithuania, unless a citizen is exempted from payment of consular fee under the Law of the Republic of Lithuania on consular fees.

**Source.** Paragraphs 12 and 13 of Article 5 of the Law of the Republic of Lithuania on Passport of 8 November, 2001, Articles 3 and 6 of the Law of the Republic of Lithuania on consular fees of 23 June, 1994, paragraphs 5, 10 of the Procedure on Issue, Renewal, Submission of Documents on Passport's Issue and Renewal to the Diplomatic Missions and Consular Offices in foreign countries, on Transfer of these Documents to the Delegated Institution, Handling Passport to the Citizen, Sending Passport by Mail or by other Secure Means, Informing on the Receipt of Passport, Announcement of Passport as Invalid, Transfer of Invalid Passport to the Delegated Institution and on Obliteration of Passport approved by the Order of the Minister of the Interior and the Minister of Foreign Affairs of the Republic of Lithuania of 16 March 2010.



## 4. FREE MOVEMENT OF PERSONS

### 4.1. Certificates confirming the right to reside in the Republic of Lithuania issued to a citizen of EU or EFTA Member State

For a citizen of European Union Member State, who came to live in the Republic of Lithuania for more than three months in the six months period, and who meets at least one of the grounds foreseen in the Article 101 (1) of the Law on the Legal Status of Aliens of the Republic of Lithuania, a certificate is issued confirming the right of the European Union Member State citizen to live in the Republic of Lithuania (hereinafter in this section - the Certificate).

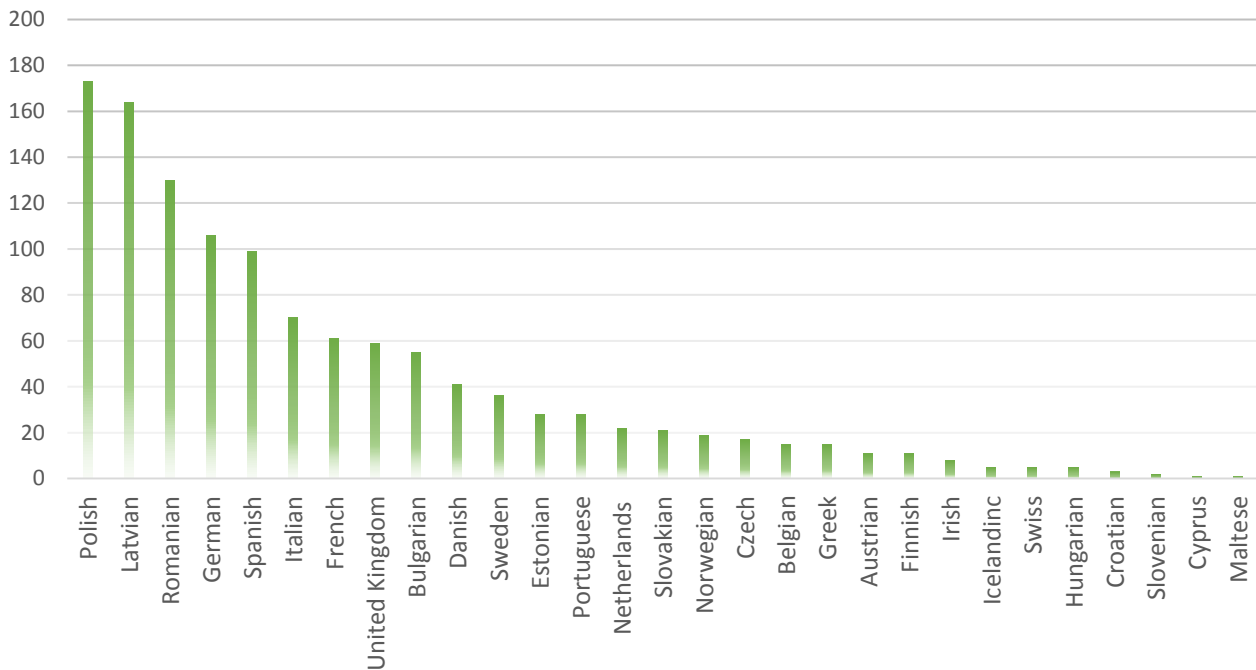
Source. Article 99 (1) of the Law on the Legal Status of Aliens of the Republic of Lithuania.

#### 4.1.1. Number of submitted applications, decisions passed and certificates issued in 2013, by citizenship

Citizenship	Submitted applications to issue the Certificate	Decisions passed		Issued certificates
		To issue	Refuse to issue	
Irish	8	8	-	8
Austrian	9	9	-	11
Belgian	15	15	-	15
Bulgarian	56	55	-	55
Czech	17	17	-	17
Danish	40	40	-	41
Estonian	28	28	-	28
Greek	15	15	-	15
Icelandic	5	5	-	5
Spanish	96	98	-	99
Italian	71	69	-	70
United Kingdom	56	58	-	59
Cyprus	1	1	-	1
Croatian	3	3	-	3
Latvian	158	157	-	164
Polish	169	170	-	173
Maltese	1	1	-	1
The Netherlands	21	20	-	22
Norwegian	19	19	-	19
Portuguese	27	28	-	28
French	61	59	-	61
Romanian	137	120	-	130
Slovakian	19	19	-	21
Slovenian	2	2	-	2
Finnish	11	11	-	11
Swedish	35	35	-	36
Swiss	5	5	-	5
Hungarian	5	5	-	5
German	107	104	-	106
<b>In total</b>	<b>1 197</b>	<b>1176</b>	<b>-</b>	<b>1 211</b>

Source. Residents' Register data.

## Certificates issued in 2013

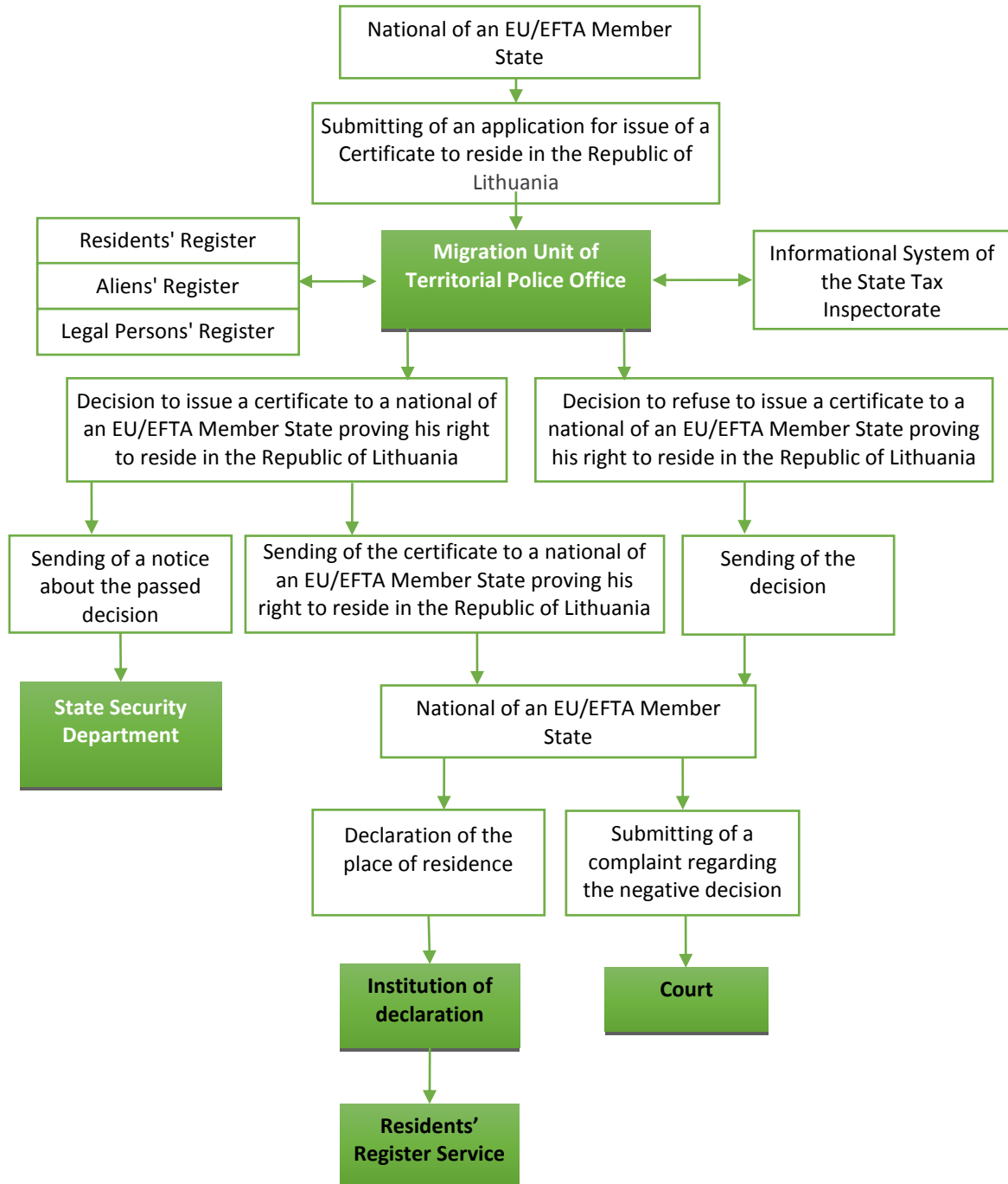


## 4.1.2. Number of decisions to issue a certificate in 2013, by grounds of arrival

Grounds for arrival	Priimta sprendimų išduoti pažymą
is an employee or self-employed person	562
Is in possession of adequate means of subsistence to reside in the Republic of Lithuania for himself and for his family members, if they accompany or join him, and is in possession of a valid medical insurance document	177
is a student, pupil, trainee, attends retraining courses or vocational training courses, has adequate means of subsistence to stay in the Republic of Lithuania for himself or his family members, if they accompany or join him, and is in possession of a valid medical insurance document	244
A family member of the EU Member State/EFTA national who accompanies him or joins him.	193
<b>In total</b>	<b>1 176</b>

Source. Residents' Register data.

**4.1.3. Issue of a Certificate for a national of an EU/EFTA Member State. Flow Chart**



#### 4.2. Issue of a residence permit of the Republic of Lithuania to a family member of a citizen of an EU Member State


Family members of the national of the EU / EFTA Member State who are not citizens of an EU / EFTA Member State, upon entering the Republic of Lithuania for residence for longer than 3 months in a 6-month period accompanying the national of the EU / EFTA Member State or joining him, must be issued the family member of a citizen of the EU Member State permit to reside the Republic of Lithuania (therein below in this Chapter - the Permit).

Source. Article 99 (2) of the Law on the Legal Status of Aliens of the Republic of Lithuania.

##### 4.2.1. Number of applications, taken decisions to issue, replace or revoke the EU residence permit card in 2013, by citizenship

Citizenship	Submitted applications	Decisions passed		
		To issue the Permit	Replace	Revoke
Albanian	1	1	-	-
Armenian	1	1	-	-
Azerbaijani	1	1	-	-
Belarusian	10	7	2	-
Bangladeshi	1	1	-	-
Brazil	1	1	-	-
Chilean	1	1	-	-
Egyptian	1	1	-	-
Ethiopian	1	1	-	-
Philippine	1	-	-	-
Georgian	1	1	-	-
Indian	3	3	-	-
Iranian	2	2	-	-
USA	4	4	-	-
Cameroon	3	2	-	-
Kazakhstan	1	1	-	-
Chinese	1	1	-	-
Kyrgyz	3	-	3	-
Moroccan	1	1	-	-
Moldovan	1	1	-	-
Nigerian	2	1	-	-
Pakistani	4	4	-	-
Russian	13	11	3	1
Turkish	1	1	-	-
Ukrainian	13	12	2	-
Uruguay	1	1	-	-
Uzbek	1	-	1	-
<b>In total</b>	<b>74</b>	<b>61</b>	<b>11</b>	<b>1</b>

Source. Residents' Register data.

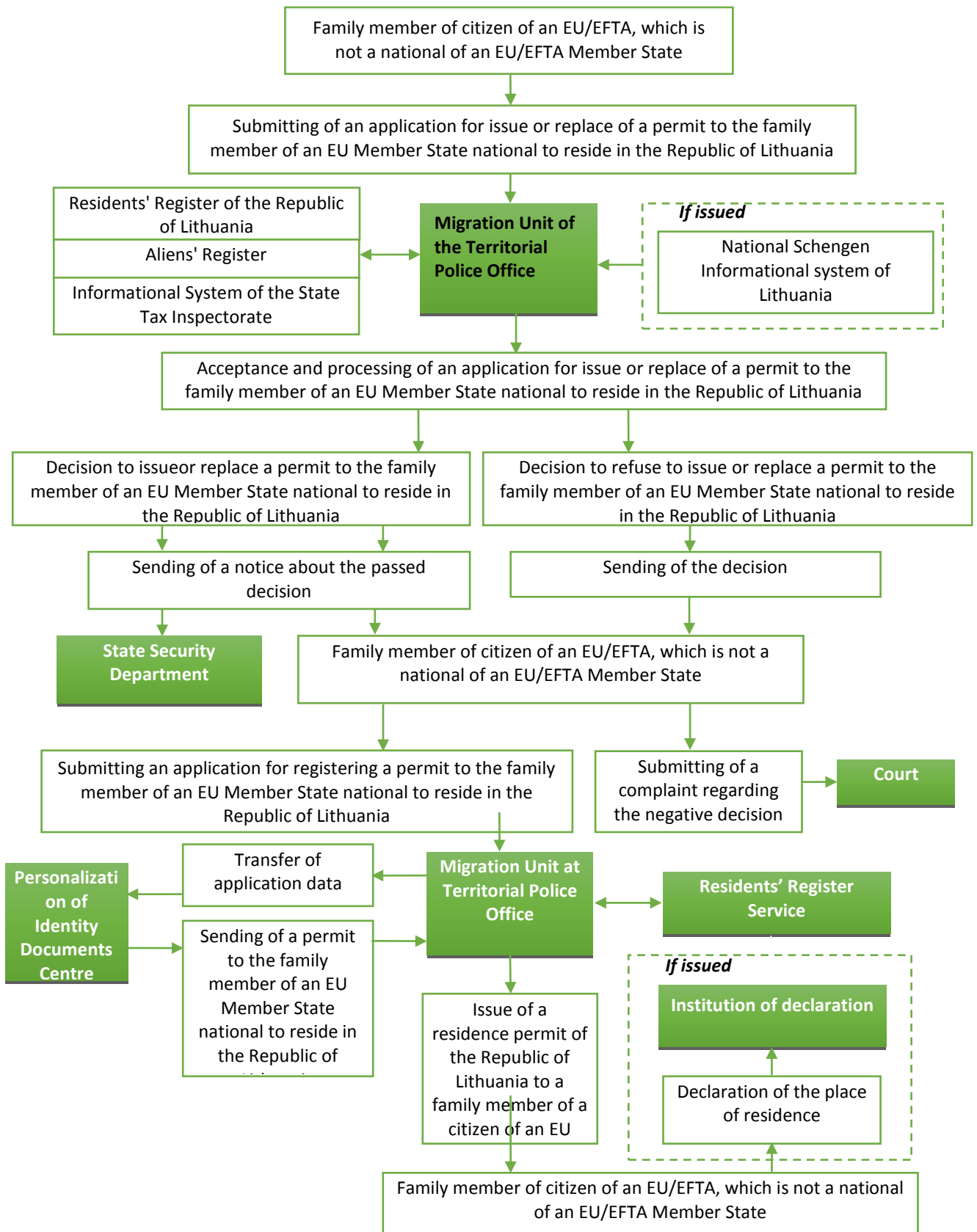


#### 4.2.2. Number of the EU residence permit card issued to the family member of the EU / EFTA Member State national in 2009–2013, by citizenship

Citizenship	2009	2010	2011	2012	2013
Albanian	1		1		1
Algerian	1	1	1	1	
Argentinean		1		1	
Armenian					1
Australijos				2	
Azerbaijani			1	2	1
Bahamas				1	
Belarusian	5	1	5	7	9
Bangladeshi			1	1	
Without citizenship	7	6	10	14	5
Bosnia and Herzegovina	1			1	
Brazil					1
Chilean				1	1
Egyptian		1	1	1	1
Philippine		1			
Georgian				1	1
Indian	1	1			3
Iranian	2		1		2
Israeli	1			1	
Japanese				1	
USA	2	4	2	4	2
Yemeni				1	-
Cameroon					3
Canadian				1	
Kazakhstan					1
Chinese	1	1	1	1	1
Kyrgyz		3	3	5	3
Columbian			1		1
Lebanese			1		
Moroccan			1		1
Moldovan		2	1	1	
Nigerian	2	2		3	3
Pakistani	2	3	1	3	3
South African		4	1		
Russian	7	13	11	24	22
Serbian				1	
St. Christopher's			1		
Turkish		1		1	1
Ukrainian	4	2	7	10	14
Uruguay					1
Uzbek	1				1
Venezuelan			1	1	
<b>In total</b>	<b>38</b>	<b>47</b>	<b>53</b>	<b>91</b>	<b>83</b>

Source. Residents' Register data.

**4.2.3. Issue or replace of the EU residence permit card to the family member of the the EU / EFTA Member State national. Flow Chart**





### 4.3. Issue of Certificate confirming the right of an EU/EFTA Member State national to permanently reside in the Republic of Lithuania

National of European Union Member State acquires the right to permanently reside in the Republic of Lithuania, after legally residing in the Republic of Lithuania for the last 5 years or his right to citizenship of the Republic of Lithuania is preserved under the procedure defined in the Law on Citizenship, or he is a person of Lithuanian descent, or accompanies to the Republic of Lithuania a citizen of the Republic of Lithuania as his/her family member.

To confirm the right of the national of European Union Member State to permanently reside in the Republic of Lithuania, (s)he is issued with a certificate done in accordance with the form defined by the Ministry of the Interior (hereinafter – the permanent Certificate). This Certificate confirms the acquired right of an EU Member State national to reside permanently in the Republic of Lithuania.

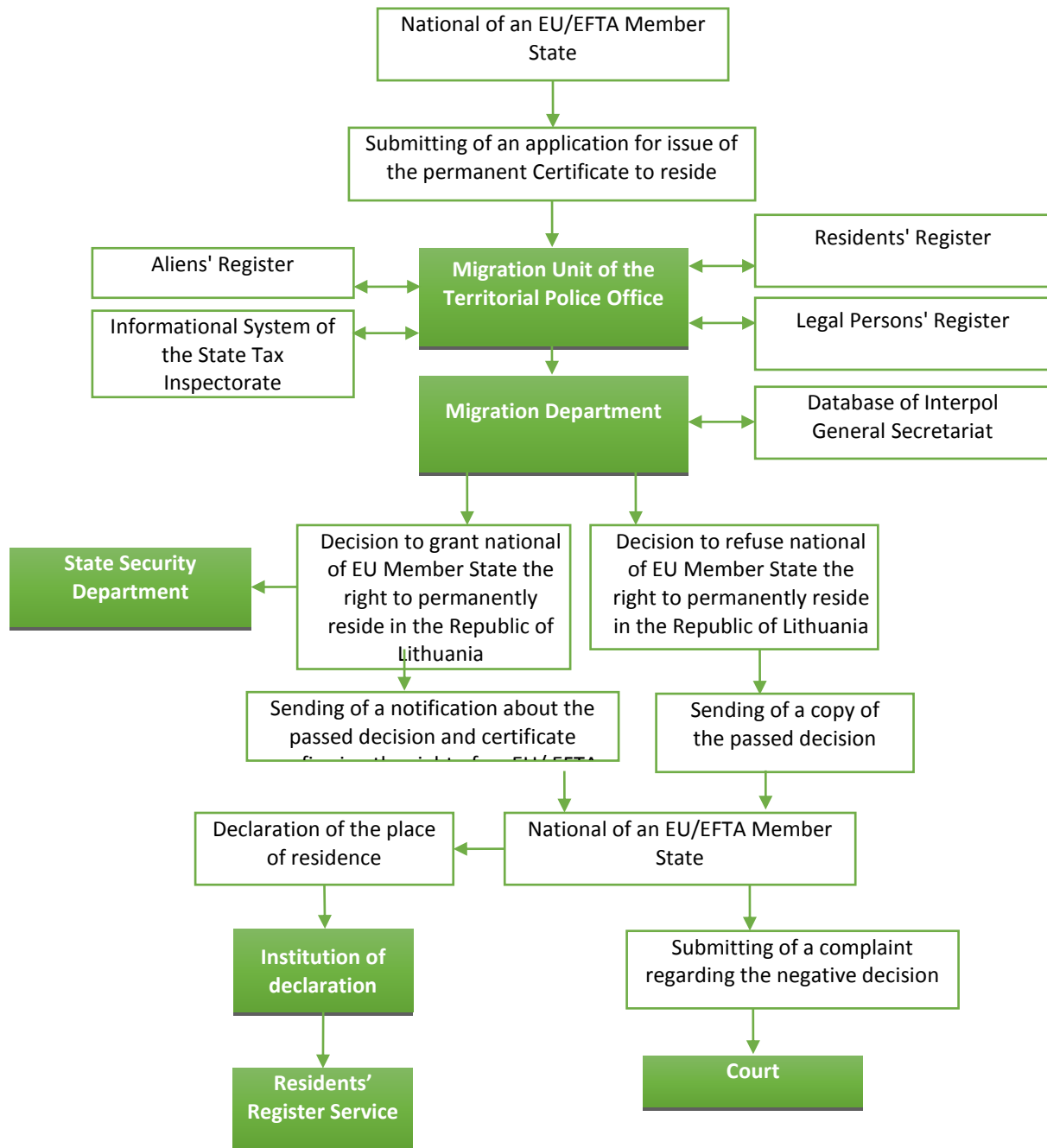
**Source.** Article 104 (1.4) of the Law of the Republic of Lithuania on the Legal Status of Aliens of 29 April, 2004.

#### 4.3.1. Applications to issue a permanent certificate, number of taken decisions and issued certificates in 2013, by citizenship

Citizenship	Submitted applications to issue the Certificate	Decisions passed		Issued certificates
		To issue	Cease to process an application	
Irish	1	1	-	1
Austrian	1	1	-	1
Bulgarian	9	8	-	8
Czech	2	2	-	2
Danish	12	10	-	10
Estonian	5	4	-	5
Greek	2	2	-	2
Spanish	5	5	-	5
Italian	12	11	-	11
United Kingdom	7	7	-	7
Croatian	1	1	-	1
Latvian	44	39	1	39
Polish	29	23	-	25
Dutch	10	11	-	11
Norwegian	5	6	-	6
Portuguese	3	1	1	1
French	11	11	-	11
Romanian	4	4	-	4
Slovenian	1	1	-	1
Finnish	4	2	-	2
Swedish	4	2	-	2
Swiss	1	1	-	1
Hungarian	2	2	-	2
German	41	46	-	46
<b>In total</b>	<b>216</b>	<b>201</b>	<b>2</b>	<b>204</b>

**Source.** Residents' Register data.

**4.3.2. Issue of a permanent Certificate to EU/EFTA Member State national. Flow Chart**



#### 4.4. Issue of a permanent residence permit of the Republic of Lithuania to a family member of an EU/EFTA Member State national

Family members of an EU/EFTA Member State national acquire the right to permanently reside in the Republic of Lithuania, if they have legally resided in the Republic of Lithuania for the last 5 years with the EU/EFTA Member State national, or their right to reside in the Republic of Lithuania is preserved according to the article 101<sup>1</sup> (1) of the Law on the Legal Status of Aliens of the Republic of Lithuania, or they are family members of an EU/EFTA Member State national who retained the right to citizenship of the Republic of Lithuania, or a person of Lithuanian origin. To verify their right to permanent residence in the Republic of Lithuania, the European Union residence permit is issued (hereinafter in this section - the EU permanent residence permit), which is issued for 10 years, and is renewable after that period.

##### 4.4.1. Number of applications to issue EU permanent residence permit, taken decisions in 2013, by citizenship

Citizenship	Submitted applications	Decisions passed	
		To issue the EU family member permanent residence permit	Cease to process an application
Belarusian	1	1	-
Israel	1	1	-
Russian	3	3	-
Ukrainian	1	-	-
<b>In total</b>	<b>6</b>	<b>5</b>	<b>-</b>

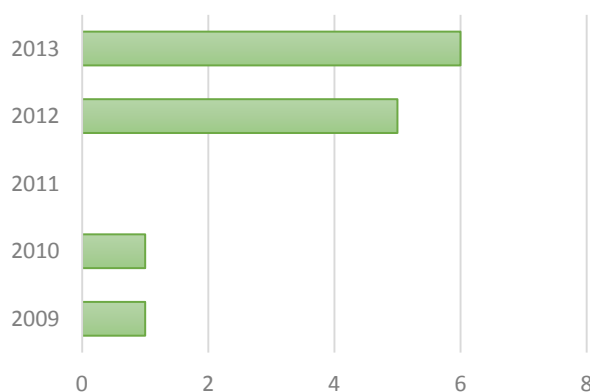
Source. Aliens' Register data.

##### 4.4.2. Number of issued EU permanent residence permits in 2009-2013, by citizenship

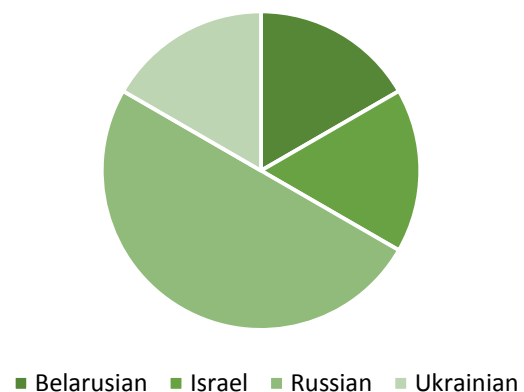
Citizenship	2009	2010	2011	2012	2013
Belarusian	-	-	-	-	1
Without citizenship	-	-	-	1	-
Israel	-	-	-	-	1
USA	-	-	-	1	-
New Zealand	1	-	-	-	-
Russian	-	-	-	1	3
Ukrainian	-	1	-	2	1
<b>Iš viso</b>	<b>1</b>	<b>1</b>	<b>-</b>	<b>5</b>	<b>6</b>

Source. Residents' Register data.

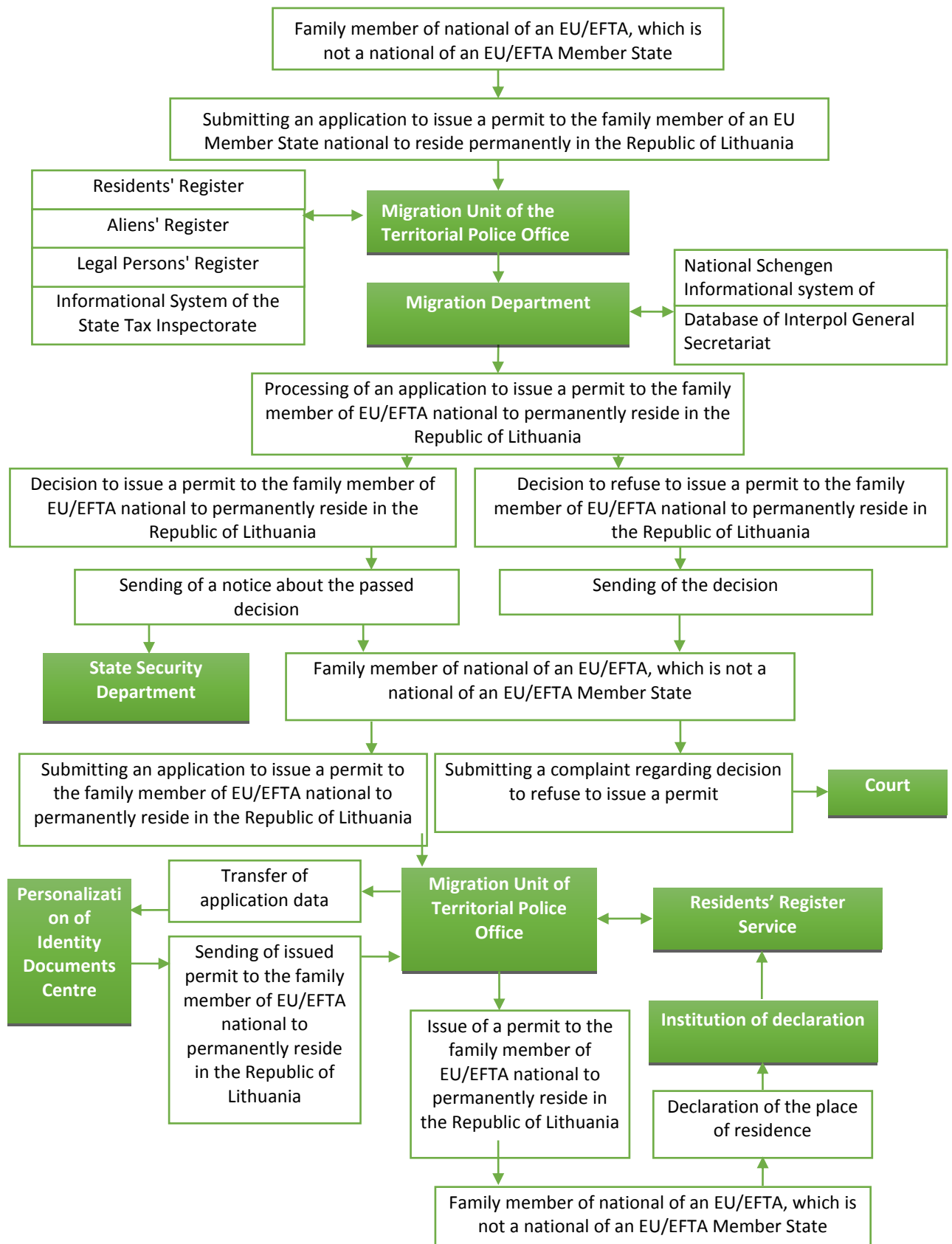
Issued EU permanent residence permits in 2009-2013



Issued EU permanent residence permits in 2013



**4.4.3. Issue of EU permanent residence permit to the family member of the EU/EFTA Member State national. Flow Chart**



## 5. VISAS

### 5.1. Issue of visas

#### 5.1.1. Number of decisions regarding foreign visa applications, by place of submission in 2013

Place of submission of application	Decisions passed	
	To issue visa	Refuse to issue
Diplomatic Missions and Consular Offices of the Republic of Lithuania	469 504	4 760
Border Control Posts	1 068	-
Migration Units of Public Police of Territorial Police Offices	266*	4
Migration Department	420	1
<b>In total</b>	<b>471 258</b>	<b>4 765</b>

\*Recorded visas.

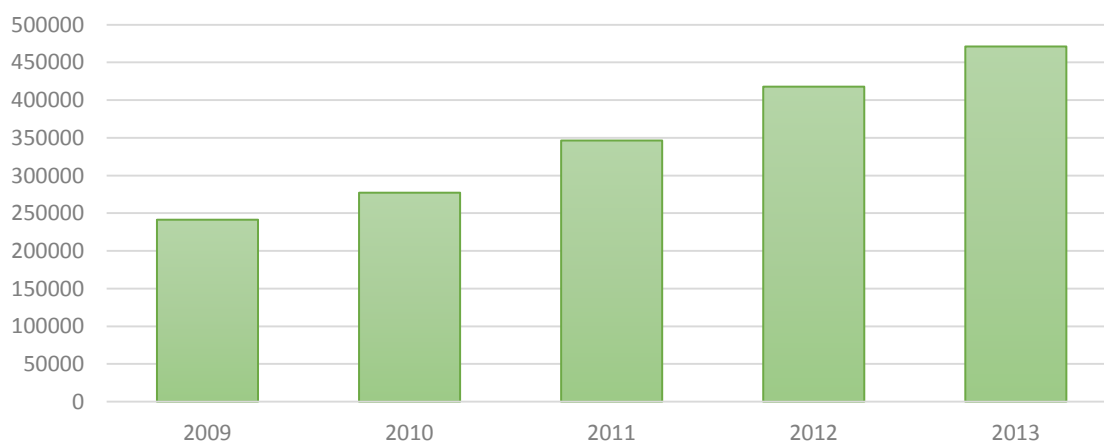
Source. Aliens' Register data.

#### 5.1.2. Number of visas issued to aliens from 2009 to 2013, by type

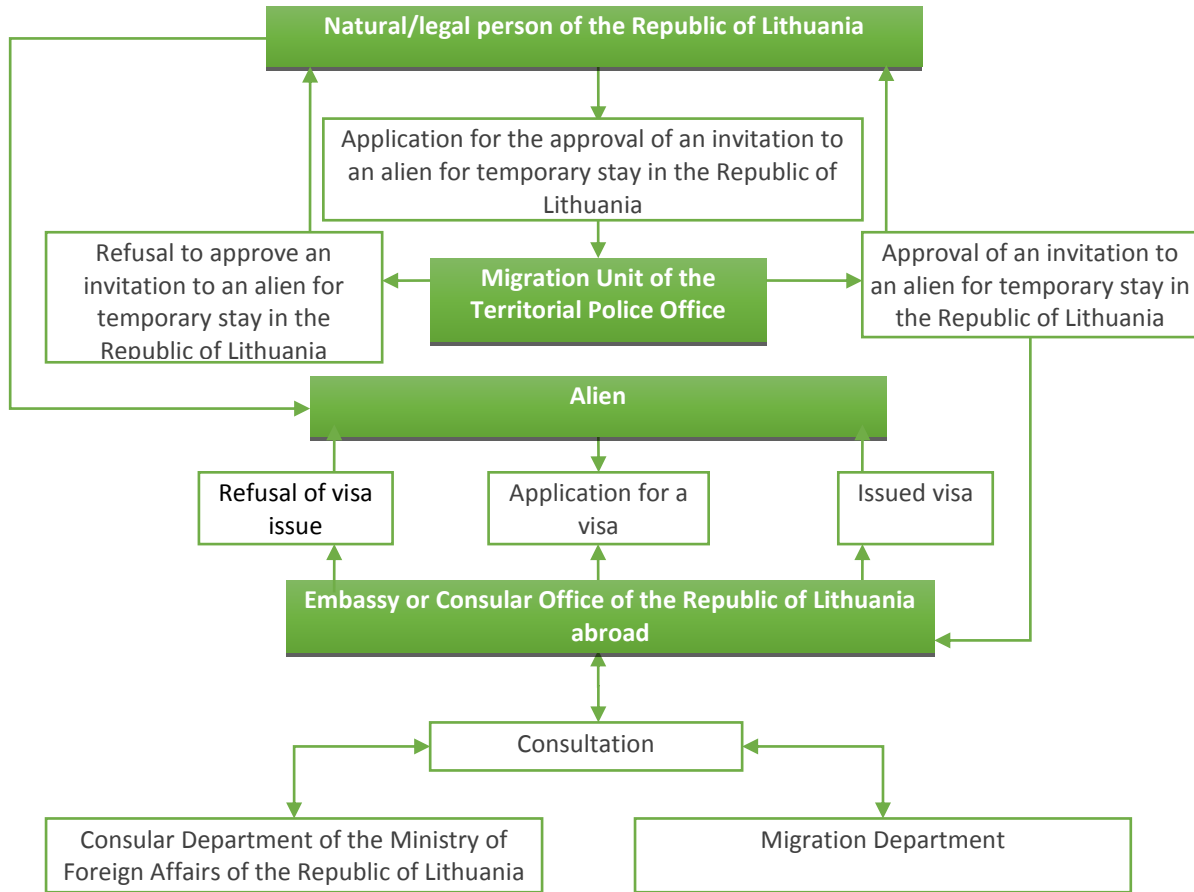
Type of visa	2009	2010	2011	2012	2013
Airport transit (A)	1	-	-	-	-
Transit (B)	33 468	5 185*	-	-	-
Short stay (C)	204 685	269 606	342 543	412 828	465 410
Long stay (D)	3 327	2 520	3 993	5 139	5 848
<b>In total</b>	<b>241 481</b>	<b>277 311</b>	<b>346 536</b>	<b>417 967</b>	<b>471 258</b>

\*Transit visas were issued until 5 April 2010 (until Visa Code entered into force).

Source. Aliens' Register data.



**5.1.3. Issue of a visa to an Alien. Flow Chart**



### 5.2. Extension of period of stay in the Republic of Lithuania to aliens in possession of Schengen visa

According to Article 33 (1.2) of Visa Code, period of validity of issued visa and/or period of stay is extended:

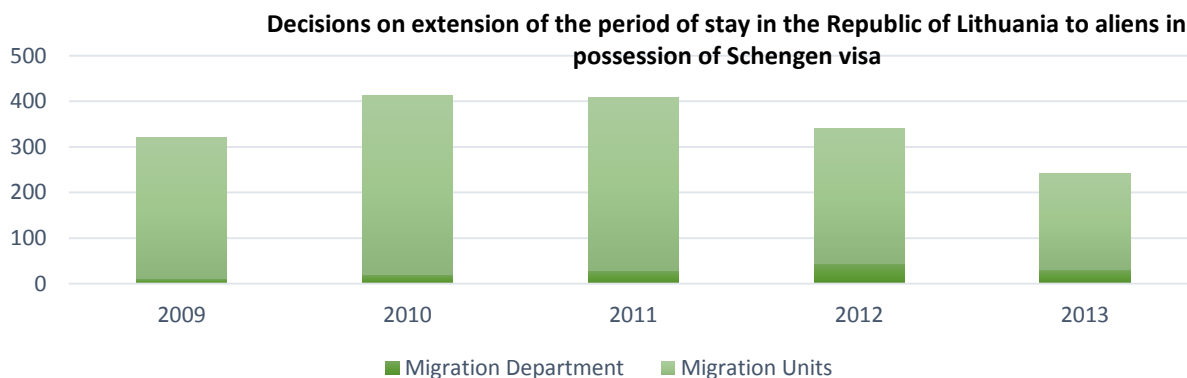
1) if a visa holder submits the evidence of force majeure or humanitarian reasons, which prevent him/her from departing the territory of Schengen states before the date of visa expiration or permitted period of stay indicated in visa;

2) if a visa holder submits the evidence of important personal reasons, justifying the extension of visa validity period or stay period.

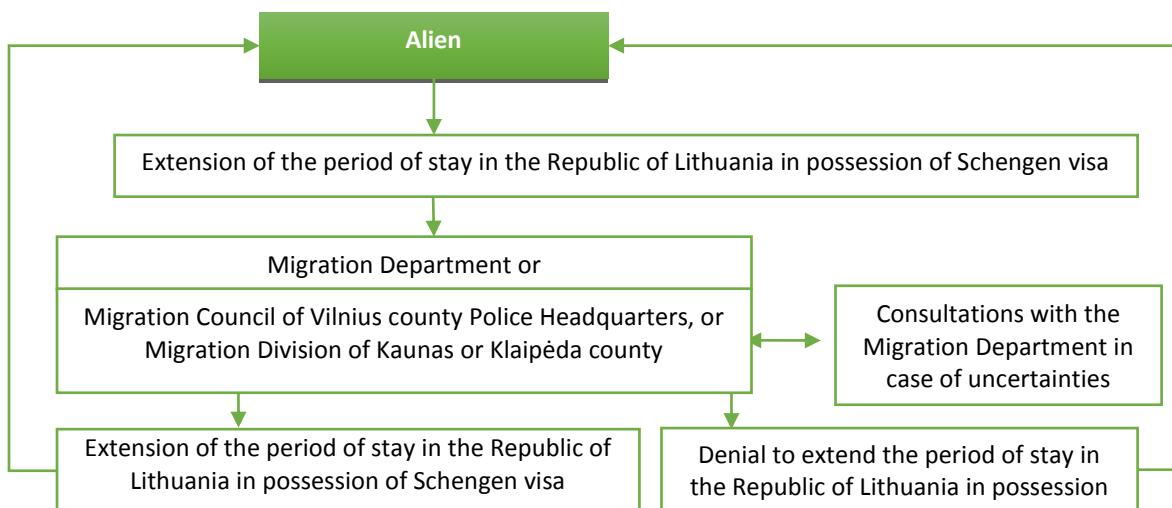
#### 5.2.1. Number of decisions on extension of the period of stay in the Republic of Lithuania to aliens in possession of Schengen visa, from 2009 to 2013, by decision-taking institution

Decisions passed	2009		2010		2011		2012		2013	
	issue	refuse to issue	issue	refuse to issue	issue	refuse to issue	issue	refuse to issue	issue	refuse to issue
Migration Units of Territorial Police Offices	309	-	391	-	378	-	295	1	209	-
Migration Department	12	-	21	-	30	-	45	-	32	-
<b>In total</b>	<b>321</b>	<b>-</b>	<b>412</b>	<b>-</b>	<b>408</b>	<b>-</b>	<b>340</b>	<b>1</b>	<b>241</b>	<b>-</b>

Source. Aliens' Register data.



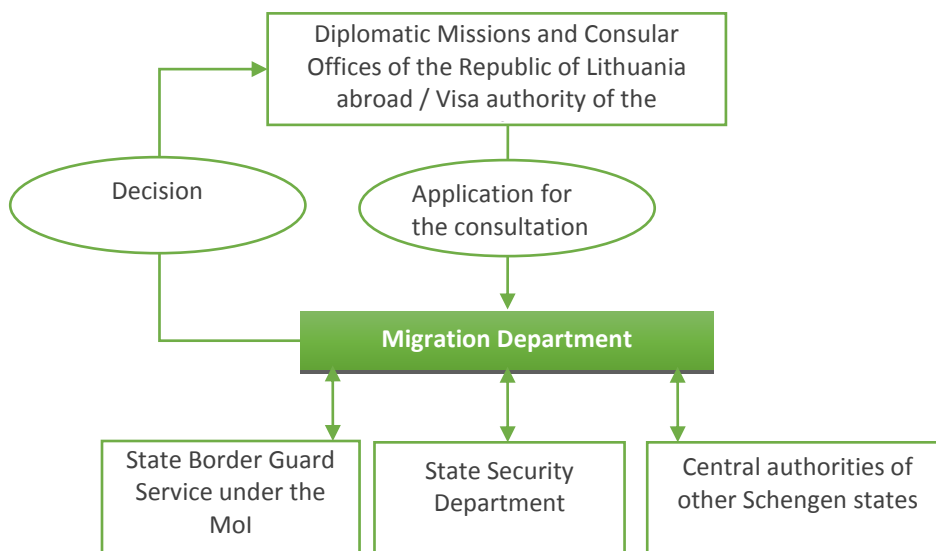
#### 5.2.2. Extension of period of stay in the Republic of Lithuania to aliens in possession of Schengen visa. Flow chart



### 5.3. Consultation on issue of a visa

Visa authorities consult with the state central authority – the Migration department – on issue of Schengen visas via electronic inquiries pursuant to provisions of the Visa Code. Visa authorities may also consult when an application to issue a national visa is submitted.

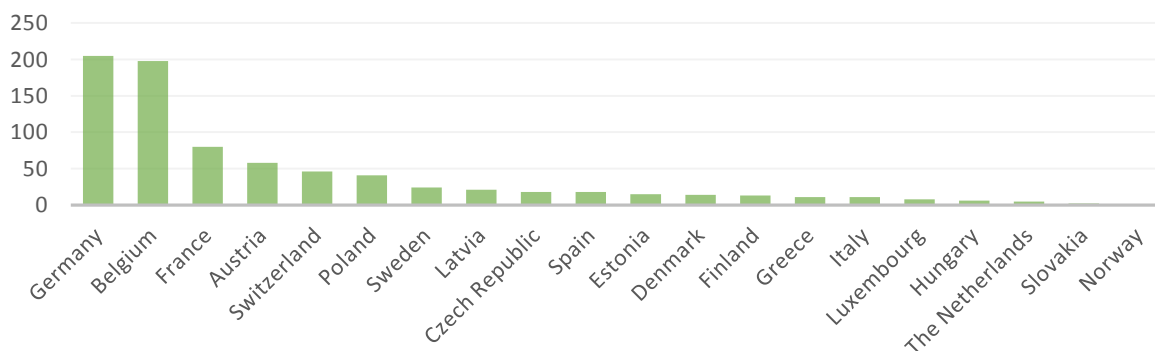
#### 5.3.1. Consultation on issue of a visa of visa services of the Republic of Lithuania. Flow chart



#### 5.3.2. Number of consultations of Schengen states’ central authorities with the Republic of Lithuania on issue of visas in 2013

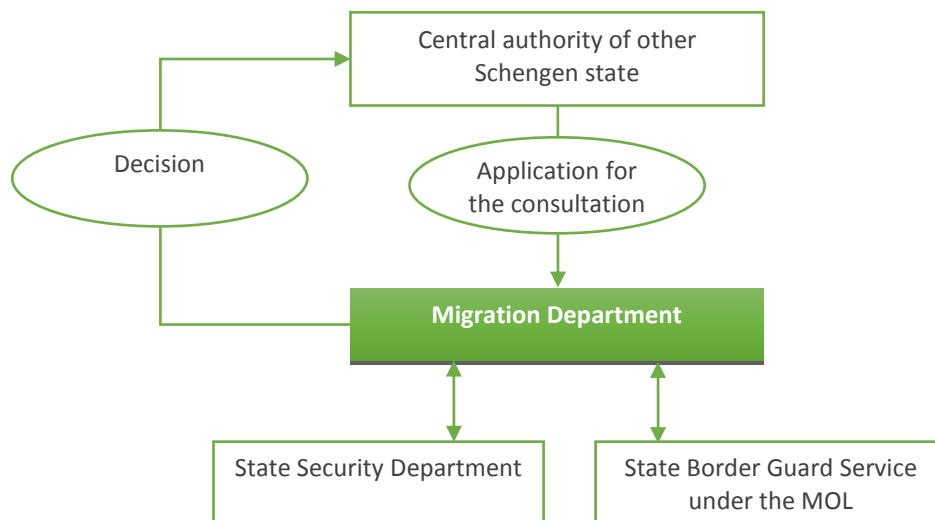
Schengen state	Number of consultations	Schengen state	Number of consultations
Austria	58	The Netherlands	5
Belgium	198	Norway	1
Czech Republic	18	France	80
Denmark	14	Slovakia	2
Estonia	15	Finland	13
Greece	11	Hungary	6
Spain	18	Germany	205
Italy	11	Sweden	24
Latvia	21	Switzerland	46
Poland	41	<b>In total</b>	<b>795</b>
Luxembourg	8		

Source. Aliens’ Register data.





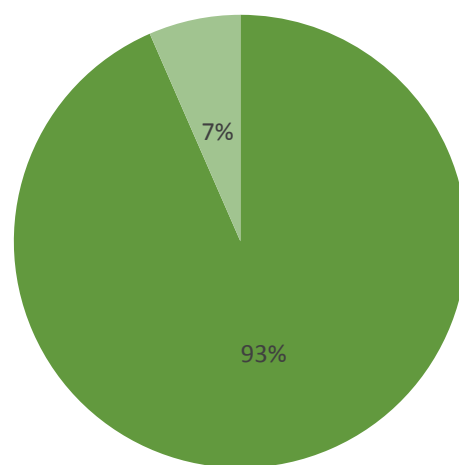
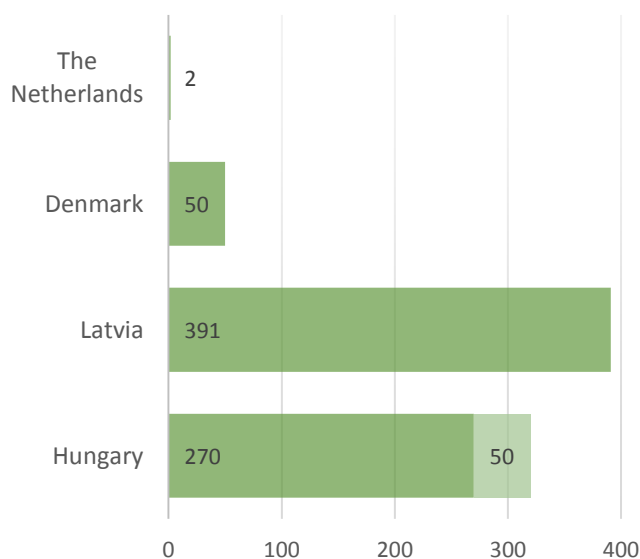
**5.3.3. Number of consultations of Schengen states' central authorities with the Republic of Lithuania on issue of visas. Flow chart**



**5.3.4. Number of consultations of Schengen states' visa authorities representing the Republic of Lithuania with the Republic of Lithuania on issue of visas in 2013**

	Hungary	Latvia	Denmark	The Netherlands	In total
<b>Total number of consultations:</b>	<b>320</b>	<b>391</b>	<b>50</b>	<b>2</b>	<b>763</b>
- recommendation to issue a visa	270	391	50	2	<b>713</b>
- recommendation to refuse to issue a visa	50	-	-	-	<b>50</b>

Source. Aliens' Register data.



■ recommendation to issue a visa  
 ■ recommendation to refuse to issue a visa

■ recommendation to issue a visa  
 ■ recommendation to refuse to issue a visa

### 5.3.5. List of visa authorities of other Schengen states representing the Republic of Lithuania

(as of 31 December 2013 Ministry of Foreign Affairs Consular Department' data)

**Austrian visa authorities**, located in:

- Philippines (Manila);
- Lebanon (Beirut);
- Syria (Damascus).

**Belgian visa authorities**, located in:

- Burundi (Bujumbura);
- Congo Democratic Republic (Kinshasa);
- Nigeria (Abuja);
- Rwanda (Kigali).

**Danish visa authority**, located in Vietnam (Hanoi)

**Estonian visa authorities**, located in:

- Australia (Sidney);
- Russia (Pskov).

**Latvian visa authority**, located in Uzbekistan, Tashkent.

**Spanish visa authorities**, located in:

- Bolivia (La Pas);
- Dominican Republic (Santo Domingo);
- Ecuador (Apartado de Correos);
- UAE (Abu Dhabi);
- Qatar (Doha);
- Kenya (Nairobi);
- Colombia (Bogotá);
- Kuwait (Safat);
- Oman (Muscat).

**Dutch visa authorities**, located in:

- Aruba (Oranjestad);
- Ghana (Accra);
- Curaçao (Willemstad).

**French visa authority**, located in:

- Benin (Cotonou);
- Botswana (Gaborone);
- Brunei (Bandar Seri Begawan);
- Burkina Faso (Ouagadougou);
- Central African Republic (Bangui);
- Chad (N'Djamena);
- Côte d'Ivoire (Abidjan);
- Djibouti (Djibouti);
- Fiji (Suva);
- Gabon (Libreville);
- Cameroon (Yaoundé);
- Congo (Brazzaville);
- Mali (Bamako);
- Mauritania (Nouakchott);
- Niger (Niamey);
- Nigeria (Lagos);
- Papua New Guinea (Port Moresby);
- Seychelles (Victoria);
- Saint Lucia (Castries);
- Togo (Lomé);
- Trinidad and Tobago (Port of Spain);
- Vanuatu (Port Vila).

**Slovakian visa authority**, located in China (Shanghai)

**Slovenian visa authority**, located in Montenegro (Podgorica).

**Swedish visa authorities**, located in:

- Chile (Santiago);
- Guatemala (Guatemala City);

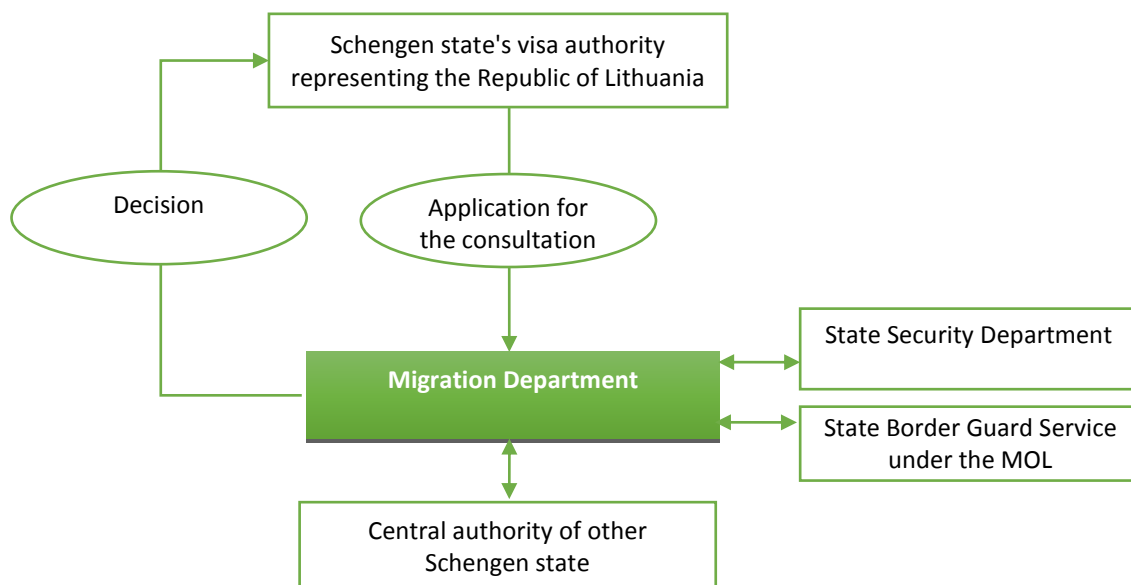
**Hungarian visa authorities**, located in:

- Bosnia and Herzegovina (Sarajevo);
- Indonesia (Jakarta);
- Iran (Tehran);
- China (Chongqing);
- Cuba (Havana);
- Macedonia (Skopje);
- Pakistan (Islamabad);
- South Africa (Pretoria);
- Saudi Arabia (Riyadh);
- Serbia (Belgrade);
- Taiwan (Taipei).

**German visa authority**, located in:

- Algeria (Algiers);
- Jordan (Amman);
- Morocco (Rabat);
- Peru (Lima);
- Thailand (Bangkok);
- Tunisia (Tunis).

### 5.3.6. Consultations of Schengen states' visa authorities representing the Republic of Lithuania with the Republic of Lithuania on issue of visas. Flow Chart



### 5.3.7. Number of consultations on issue of visas in 2013, by sender of application for consultation and submitted recommendations

The sender of an application for the consultation	Total number of consultations		
	In total	Recommended to issue a visa	Not recommended to issue a visa
Visa authority of the Republic of Lithuania	17 328	16 892	436
Central authority of other Schengen state	795	795	-
Visa authority of other Schengen state representing the Republic of Lithuania	763	713	50
<b>In total</b>	<b>18 886</b>	<b>18 400</b>	<b>486</b>

Source. Aliens' Register data.

## 5.4. Visa-free travel

### 5.4.1. List of the countries whose citizens do not need visas to enter the Republic of Lithuania

(as of 31 December 2013)

- |  |   |                           |
|--|---|---------------------------|
| 1. Ireland                                       | 26. Italy   | 48. The Netherlands       |
| 2. Albania*                                      | 27. Israel  | 49. Norway                |
| 3. Andorra                                       | 28. Japan   | 50. Panama                |
| 4. Antigua and Barbuda                           | 29. United States of America  | 51. Paraguay              |
| 5. Argentina                                     | 30. Montenegro*   | 52. South Korea           |
| 6. Australia                                     | 31. Canada  | 53. Portugal              |
| 7. Austria                                       | 32. Hong Kong Special<br>Administrative Region of the<br>People's Republic of China** | 54. France                |
| 8. Bahamas                                       | 33. Macao Special Administrative<br>Region of the People's Republic<br>of China***    | 55. Romania               |
| 9. Barbados                                      | 34. Cyprus  | 56. El Salvador           |
| 10. Belgium                                      | 35. Costa Rica  | 57. San Marino            |
| 11. Bosnia and Herzegovina*                      | 36. Croatia   | 58. Seychelles            |
| 12. Brazil                                       | 37. Latvia  | 59. Saint Kitts and Nevis |
| 13. Brunei                                       | 38. Poland  | 60. Serbia ****           |
| 14. Bulgaria                                     | 39. Liechtenstein   | 61. Singapore             |
| 15. Former Yugoslavian<br>Republic of Macedonia* | 40. Luxembourg  | 62. Slovakia              |
| 16. Czech Republic                               | 41. Malaysia  | 63. Slovenia              |
| 17. Chile  | 42. Malta   | 64. Finland               |
| 18. Denmark                                      | 43. Mauritius   | 65. Sweden                |
| 19. United Kingdom                               | 44. Mexico  | 66. Switzerland           |
| 20. Estonia                                      | 45. Monaco  | 67. Taiwan*****           |
| 21. Greece                                       | 46. New Zealand   | 68. Uruguay               |
| 22. Guatemala                                    | 47. Nicaragua   | 69. Vatican               |
| 23. Honduras                                     |   | 70. Venezuela             |
| 24. Iceland                                      |   | 71. Hungary               |
| 25. Spain  |   | 72. Germany               |

\* Only valid for holders of biometric passports.

\*\* Only valid for holders of Hong Kong Special Administrative Region passports.

\*\*\* Only valid for holders of Macao Special Administrative Region passports.

\*\*\*\* Only valid for holders of biometric passports, excluding holders of Serbian passports issued by the Serbian Coordination Directorate (in Serbian Koordinaciona Uprava).

\*\*\*\*\* Only valid for holders of Taiwan passports in which the number of person identity card is indicated.

**Source.** Council Regulation (EC) No 539/2001 of 15 March 2001 listing the third countries whose nationals must be in possession of visas when crossing the external borders and those whose nationals are exempt from that requirement.

### 5.4.2. List of countries whose citizens holding diplomatic or service passports may enter the Republic of

(as of 31 December 2012)

- |  |  |
|--|--|
| 1. Albania (only holders of diplomatic passports)                | 9. China   |
| 2. Armenia (only holders of diplomatic passports)                | 10. Macedonia (only holders of diplomatic passports) |
| 3. Azerbaijan (only holders of diplomatic passports)             | 11. Morocco (only holders of diplomatic passports)   |
| 4. Bosnia and Herzegovina (only holders of diplomatic passports) | 12. Moldova (only holders of diplomatic passports)   |
| 5. Philippines*  | 13. Oman (also persons holding special passports)    |
| 6. Georgia (only holders of diplomatic passports)                | 14. Russia (only holders of diplomatic passports)    |
| 7. Montenegro (only holders of diplomatic passports)             | 15. Serbia (only holders of diplomatic passports)    |

8. Kazakhstan (only holders of diplomatic passports)

16. Turkey (also persons holding special passports)

17. Ukraine

\*Can arrive for the period no longer than 21 days.

Source. Consular Department of the Ministry of Foreign Affairs data.

#### 5.4.3. List of countries to which Lithuanian citizens are exempted from visa requirements

(as of 31 December 2013)

- |  |   |   |
|--|---|---|
| 1. Ireland                                 | 39. United Kingdom and dependent territories**                                | 72. Palau*                                  |
| 2. Albania                                 | 40. USA (with reservations)   | 73. Panama                                  |
| 3. Andorra                                 | 41. Montenegro  | 74. Paraguay                                |
| 4. Antigua and Barbuda                     | 42. Canada (with reservations)  | 75. Peru                                    |
| 5. Argentina                               | 43. Hong Kong Special Administrative Region of the People's Republic of China | 76. Portugal                                |
| 6. Armenia                                 | 44. Macau Special Administrative Region of the People's Republic of China     | 77. France                                  |
| 7. Australia (with reservations)           | 45. Cyprus  | 78. Puerto Rico (with reservations)         |
| 8. Austria                                 | 46. Kyrgyzstan  | 79. Romania                                 |
| 9. Bahamas                                 | 47. Kiribati*   | 80. El Salvador                             |
| 10. Barbados                               | 48. Columbia  | 81. Samoa*                                  |
| 11. Belgium                                | 49. The Republic of Korea   | 82. San Marino                              |
| 12. Belize                                 | 50. Kosovo*   | 83. Seychelles                              |
| 13. Bolivia                                | 51. Costa Rica  | 84. Saint Kitts and Nevis                   |
| 14. Bosnia and Herzegovina                 | 52. Croatia   | 85. Saint Lucia*                            |
| 15. Botswana*                              | 53. Cuba (with reservations)  | 86. Saint Vincent and the Grenadines*       |
| 16. Brazil                                 | 54. Latvia  | 87. Serbia                                  |
| 17. Brunei (with reservations)             | 55. Poland  | 88. Singapore                               |
| 18. Bulgaria                               | 56. Liechtenstein   | 89. Slovakia                                |
| 19. Czech Republic                         | 57. Luxembourg  | 90. Slovenia                                |
| 20. Chile                                  | 58. Macedonia   | 91. Finland                                 |
| 21. Denmark                                | 59. Malaysia  | 92. Swaziland                               |
| 22. Dominican Republic (with reservations) | 60. Malta   | 93. Sweden                                  |
| 23. Jersey *                               | 61. Morocco   | 94. Switzerland                             |
| 24. Ecuador*                               | 62. Marshall islands*   | 95. Taiwan (with reservations)              |
| 25. Estonia                                | 63. Mauritius   | 96. Tonga*                                  |
| 26. Philippines (with reservations)        | 64. Mexico  | 97. Trinidad and Tobago (with reservations) |
| 27. Guernsey*                              | 65. Micronesia*   | 98. Tunisia (with reservations)             |
| 28. Greece                                 | 66. Moldova   | 99. Turkey (with reservations)              |
| 29. Grenada*                               | 67. Monaco  | 100. Ukraine                                |
| 30. Georgia                                | 68. New Zealand (with reservations)   | 101. Uruguay                                |
| 31. Guatemala                              | 69. Nicaragua   | 102. Vanuatu*                               |
| 32. Haiti                                  | 70. The Netherlands   | 103. Vatican                                |
| 33. Honduras                               | 71. Norway  | 104. Venezuela (with reservations)          |
| 34. Iceland                                |   | 105. Hungary                                |
| 35. Spain                                  |   | 106. Germany                                |

\* Before travelling, one is advised to consult information on (waiving of) the requirement to hold a visa to enter a specific foreign state.

\*\* Visa is also not required for citizens of the Republic of Lithuania travelling to the following overseas territories of the United Kingdom: Anguilla; Bermuda; British Antarctic Territory; British Virgin Islands; Cayman Islands, Gibraltar; Montserrat, Turks and Caicos Islands.

**Source.** Consular Department of the Ministry of Foreign Affairs, foreign states Government institutions data.

**5.4.4. List of the countries which may be entered by the citizens of the Republic of Lithuania holding diplomatic or service passports without visas**  
(as of 31 December 2013)

1. Azerbaijan (only holders of diplomatic passports)
2. Kazakhstan (only holders of diplomatic passports)
3. China
4. Oman
5. Russia (only holders of diplomatic passports)

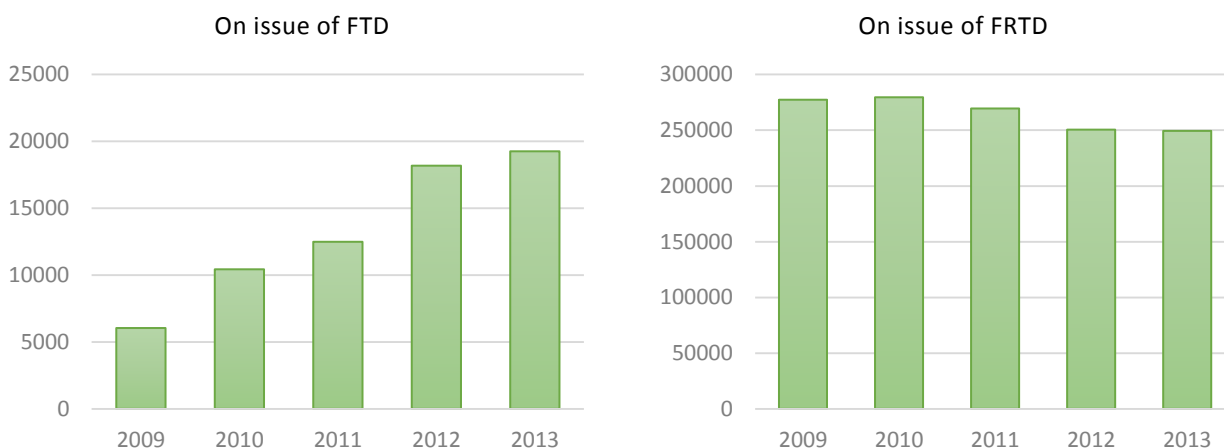
**Source.** Consular Department of the Ministry of Foreign Affairs data

## 6. FACILITATED TRANSIT FOR CITIZENS OF THE RUSSIAN FEDERATION

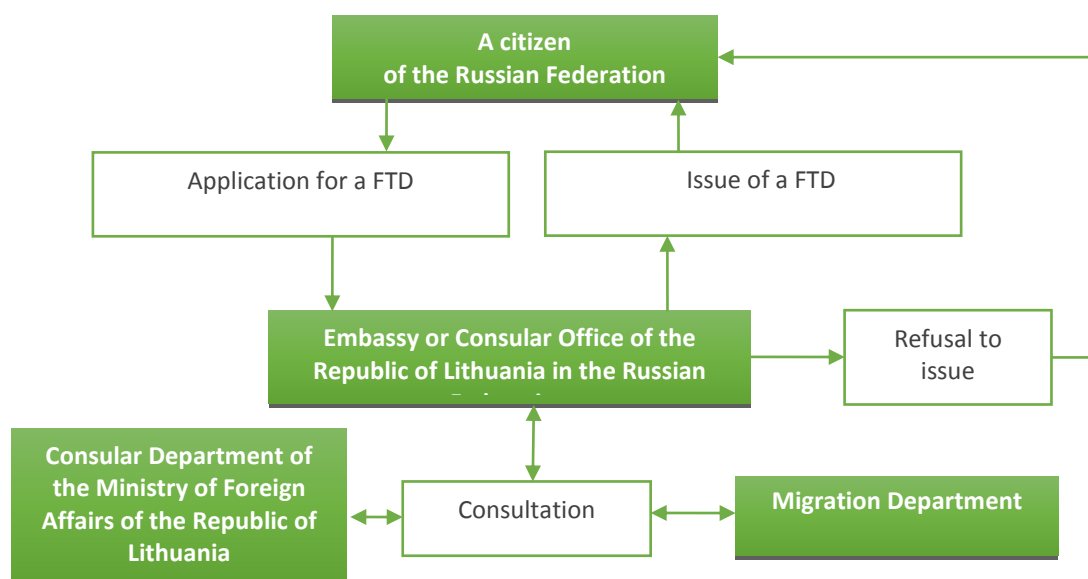
### 6.1. Decisions regarding issuance of Facilitated Transit Document (FTD) or Facilitated Railway Transit Document (FRTD) to the citizens of the Russian Federation

Type of document	2009		2010		2011		2012		2013	
	Issue	Refuse to issue	Issue	Refuse to issue	Issue	Refuse to issue	Issue	Refuse to issue	Issue	Refuse to issue
On issue of FTD	6 042	46	10 432	26	12 489	12	18 179	30	19 254	3
On issue of FRTD	277 321	3	279 511	396	269 476	176	250 497	-	249 354	1
<b>In total</b>	<b>283 363</b>	<b>49</b>	<b>289 943</b>	<b>422</b>	<b>281 965</b>	<b>188</b>	<b>268 676</b>	<b>30</b>	<b>268 608</b>	<b>4</b>

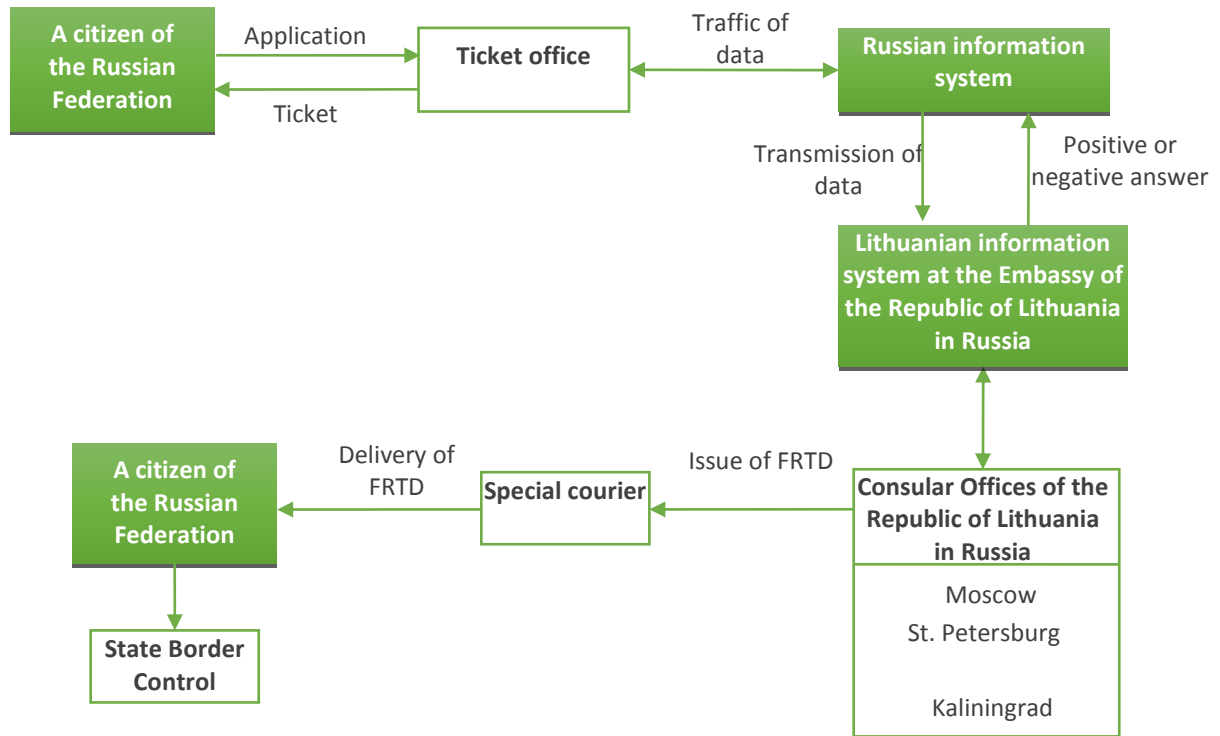
Source. Consular Department of the Ministry of Foreign Affairs data.



### 6.2. Issue of FTD to the citizens of the Russian Federation. Flow chart



### 6.3. Issue of FRTD to the citizens of the Russian Federation. Flow chart





## 7. TEMPORARY RESIDENCE PERMITS IN THE REPUBLIC OF LITHUANIA

A temporary residence permit in the Republic of Lithuania may be issued / replaced to an alien if:

- 1) the alien has retained the right to Lithuanian citizenship in the manner prescribed by the Law on Citizenship;
- 2) the alien is a person of Lithuanian descent;
- 3) it is the case of family reunification;
- 4) the alien intends to take up employment in the Republic of Lithuania;
- 5) the alien intends to engage in lawful activities in the Republic of Lithuania;
- 6) the alien intends to get access to education, to study at an educational establishment, to participate in internship, training, to take part in vocational training;
- 7) the alien has been put under guardianship/curatorship or has been appointed guardian/curator;
- 8) the alien may not be expelled from the Republic of Lithuania or his expulsion has been postponed;
- 9) the alien has been granted subsidiary protection in the Republic of Lithuania;
- 10) the alien has been granted temporary protection in the Republic of Lithuania;
- 11) the alien is unable to leave because he is in dangerous state of health and needs immediate emergency medical aid;
- 12) the alien will be allowed to remain in the Republic of Lithuania as he is or has been a victim of human trafficking and cooperates with the pre-trial investigation body or with the court in the fight against trafficking in human beings or in combating the offences of human trafficking;
- 13) the alien intends to carry out research and/or experimental development works as the researcher under employment contract concluded with the research institution registered in the Republic of Lithuania.
- 14) the alien has acquired long-term resident status in another European Union Member state and the state has issued a residence permit.

**Source.** Article 40 (1) of the Law on the Legal Status of Aliens of the Republic of Lithuania.

### 7.1. Number of applications of aliens for issue/replacement of a temporary residence permit (TRP) in the Republic of Lithuania in 2013, by citizenship

Alien's citizenship	In total	Applications to issue TRP	Applications to replace TRP
<b>European states, including:</b>	<b>12 189</b>	<b>5 063</b>	<b>7 126</b>
- Belarusian	4 051	1 535	2 516
- Georgian	269	134	135
- Russian	3 987	1 738	2 249
- Turkish	179	56	123
- Ukrainian	3 037	1 316	1 721
<b>North American states, including:</b>	<b>285</b>	<b>111</b>	<b>174</b>
- USA	252	98	154
<b>Central and South American states</b>	<b>75</b>	<b>35</b>	<b>40</b>
<b>Australian and Oceania states</b>	<b>19</b>	<b>8</b>	<b>11</b>
<b>Asian states, including:</b>	<b>1 897</b>	<b>1 032</b>	<b>865</b>
- Indian	246	161	85
- Israeli	218	76	142
- Chinese	244	87	157
- Lebanese	166	100	66
<b>African states</b>	<b>411</b>	<b>225</b>	<b>186</b>
- Nigerian	231	125	106
<b>Without citizenship</b>	<b>71</b>	<b>32</b>	<b>39</b>
<b>In total</b>	<b>14 947</b>	<b>6 506</b>	<b>8 441</b>

Note. 1. The table does not include aliens that have submitted applications for subsidiary protection in the Republic of Lithuania.

2. The table includes 4 Croatian nationals who submitted applications for a temporary residence permit in the Republic of Lithuania to Croatia's EU.

Source. Aliens' Register data.

## 7.2. Number of decisions on issue / replacement of TRP or refusal to issue / replace TRP in 2013, by grounds for arrival

Grounds for arrival	In total	To issue TRP	To replace TRP	Refuse to issue or replace TPC
The alien has retained the right to Lithuanian citizenship in the manner prescribed by the Law on Citizenship	37	20	17	–
The alien is a person of Lithuanian descent	33	19	14	–
Parents (adoptive parents) of an alien or one of them live in the Republic of Lithuania and are citizens of the Republic of Lithuania	252	65	187	–
Parents (adoptive parents) of an unaccompanied minor or one of them reside in the Republic of Lithuania, or a spouse of one of the parents taking care of an unaccompanied minor is a citizen of the Republic of Lithuania or has a residence permit of the Republic of Lithuania	918	376	542	5
A child (adoptive child) of an alien lives in the Republic of Lithuania and is a citizen of the Republic of Lithuania	734	143	591	–
Spouse of an alien or a person with whom the registered partnership is concluded and who is a national of the Republic of Lithuania or an alien possessing a residence permit of the Republic of Lithuania	3 007	579	2 428	8
The alien is in possession of a work permit in the Republic of Lithuania	3 631	1 664	1 967	6
The alien intends to take up employment in the Republic of Lithuania, while he is exempt from the requirement to obtain a work permit in the Republic of Lithuania	97	36	61	–
The alien intends to take up employment in the Republic of highly skilled professional work	41	25	16	–
The alien intends to engage in lawful activities	4 523	2 376	2 147	134
The alien is admitted to study at the higher education institution for full-time consecutive studies	1 357	648	709	–
The alien is admitted to study at the secondary education institution	72	35	37	–
Other	215	82	133	3
<b>In total</b>	<b>15 073</b>	<b>6 068</b>	<b>8 849</b>	<b>156</b>

Source. Aliens' Register data.

### 7.3. Number of issued / replaced TRP for aliens in 2013, by citizenship

Citizenship	In total	Issued TRP	Replaced TRP
<b>European states, including:</b>	<b>11 981</b>	<b>5 391</b>	<b>6 590</b>
- Belarusian	4 075	1 504	2 571
- Moldovan	144	57	87
- Russian	3 958	1 939	2 019
- Turkish	194	69	125
- Ukrainian	2 851	1 446	1 405
<b>North American states, including:</b>	<b>288</b>	<b>130</b>	<b>158</b>
- USA	253	116	137
<b>Central and South American states</b>	<b>73</b>	<b>30</b>	<b>43</b>
<b>Australian and Oceania states</b>	<b>16</b>	<b>6</b>	<b>10</b>
<b>Asian states, including:</b>	<b>1 783</b>	<b>1 007</b>	<b>776</b>
- Indian	209	126	83
- Israeli	211	57	154
- Chinese	248	97	151
- Lebanese	148	89	59
<b>African states</b>	<b>383</b>	<b>232</b>	<b>151</b>
<b>Without citizenship</b>	<b>67</b>	<b>16</b>	<b>51</b>
<b>In total</b>	<b>14 590</b>	<b>6 812</b>	<b>7 778</b>

Source. Residents' Register data..

### 7.4. Number of issued/replaced TRP for aliens in 2013, by grounds for arrival

Grounds for issue/replacement	In total	Issued TRP	Replaced TRP
The alien has retained the right to Lithuanian citizenship in the manner prescribed by the Law on Citizenship	43	37	6
The alien is a person of Lithuanian descent	36	26	10
The alien arrives to pursue family reunification	5 020	1 521	3 499
The alien intends to take up employment in the Republic of Lithuania	3 586	1 650	1 936
The alien intends to take up employment in the Republic of Lithuania highly skilled professional work	40	22	18
The alien intends to engage in lawful activities	4 181	2 681	1 500
The alien intends to get access to education, to study at an educational establishment, to participate in internship, training, to take part in vocational training	1 476	781	695
Other	208	94	114
<b>In total</b>	<b>14 590</b>	<b>6 812</b>	<b>7 778</b>

Source. Residents' Register data.

**7.5. Number of withdrawn TRP in 2010-2013, by the grounds for withdrawal**

Grounds for withdrawal	2010	2011	2012	2013
It emerges that grounds provided in the Article 35 (1) of the Law on the Legal Status of Aliens of the Republic of Lithuania are applicable	2	23	14	60
A marriage has been dissolved	2	11	6	4
The alien's work permit in the Republic of Lithuania has been withdrawn	91	143	250	365
Employment contract with the alien has been terminated	60	75	90	121
It is established that the enterprise, agency or organization whose owner or co-owner the alien is, did not perform the declared activities and/or the alien's stay in the Republic of Lithuania is not necessary for the pursuit of the aims and carrying out of the activities of the enterprise, agency or organization	6	15	3	24
The alien's lawful activities in the Republic of Lithuania have been terminated or completed	7	16	13	36
The alien has been removed from the lists of students or pupils, his internship programme is discontinued or is completed before schedule, he is removed from the lists of participants in in-service or vocational training	41	100	62	83
The change of the circumstances due to which the temporary permit was issued	18	53	29	81
Temporary residence permit in the Republic of Lithuania has been withdrawn for the alien's family member who lives together with an alien	8	14	14	11
Other	8	15	16	17
<b>In total</b>	<b>243</b>	<b>465</b>	<b>497</b>	<b>802</b>

Source. Aliens' Register data.

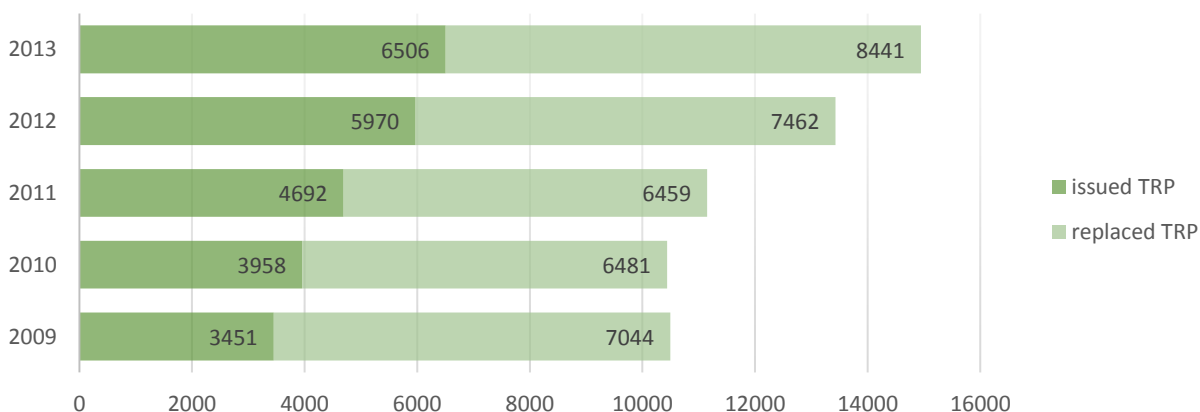
**7.6. Number of withdrawn TRP in 2010-2013, by citizenship of aliens**

Citizenship	2010	2011	2012	2013
<b>European states, including:</b>	<b>164</b>	<b>329</b>	<b>376</b>	<b>653</b>
- Belarusian	104	172	157	262
- Russian	13	44	48	81
- Ukrainian	29	86	143	255
<b>North American states, including:</b>	<b>4</b>	<b>16</b>	<b>19</b>	<b>-</b>
- USA	4	10	16	-
<b>Central and South American states</b>	<b>-</b>	<b>2</b>	<b>3</b>	<b>2</b>
<b>Asian states, including:</b>	<b>72</b>	<b>108</b>	<b>93</b>	<b>129</b>
- Indian	17	32	16	28
- Chinese	25	37	33	29
<b>African states</b>	<b>3</b>	<b>9</b>	<b>6</b>	<b>18</b>
<b>Without citizenship</b>	<b>-</b>	<b>1</b>	<b>-</b>	<b>-</b>
<b>In total</b>	<b>243</b>	<b>465</b>	<b>497</b>	<b>802</b>

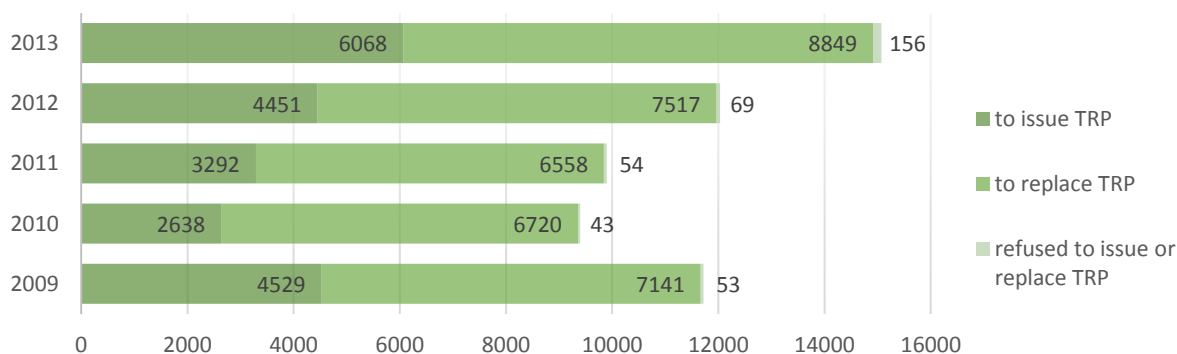
Source. Aliens' Register data.

7.7. TRP indicators in 2003-2013

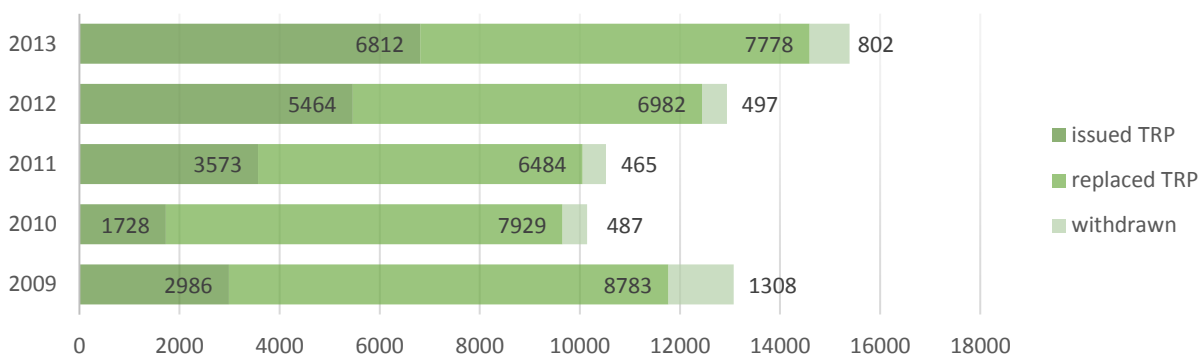
Year	2009	2010	2011	2012	2013
<b>Applications accepted</b>	<b>10 495</b>	<b>9 439</b>	<b>11 151</b>	<b>13 432</b>	<b>14 947</b>
- issued TRP	3 451	3 958	4 692	5 970	6 506
- replaced TRP	7 044	6 481	6 459	7 462	8 441
<b>Decisions passed</b>	<b>11 723</b>	<b>9 401</b>	<b>9 904</b>	<b>12 037</b>	<b>15 073</b>
- issued TRP	4 529	2 638	3 292	4 451	6 068
- replaced TRP	7 141	6 720	6 558	7 517	8 849
- refused to issue or replace TRP	53	43	54	69	156
<b>Issued TRP</b>	<b>2 986</b>	<b>1 728</b>	<b>3 573</b>	<b>5 464</b>	<b>6 812</b>
<b>Replaced TRP</b>	<b>8 783</b>	<b>7 929</b>	<b>6 848</b>	<b>6 982</b>	<b>7 778</b>
<b>Withdrawn TRP</b>	<b>1 308</b>	<b>487</b>	<b>465</b>	<b>497</b>	<b>802</b>



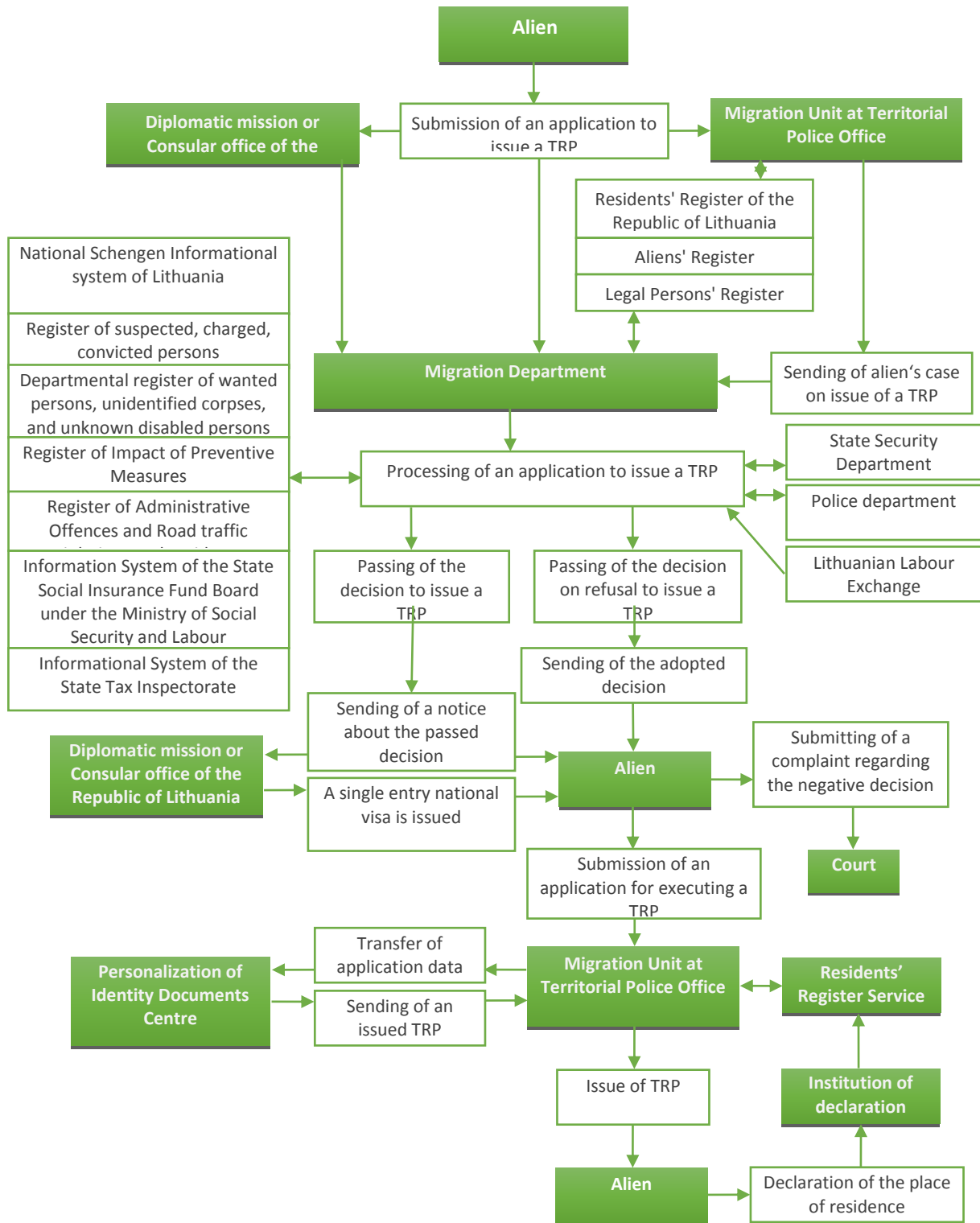
Accepted application in 2009-20123



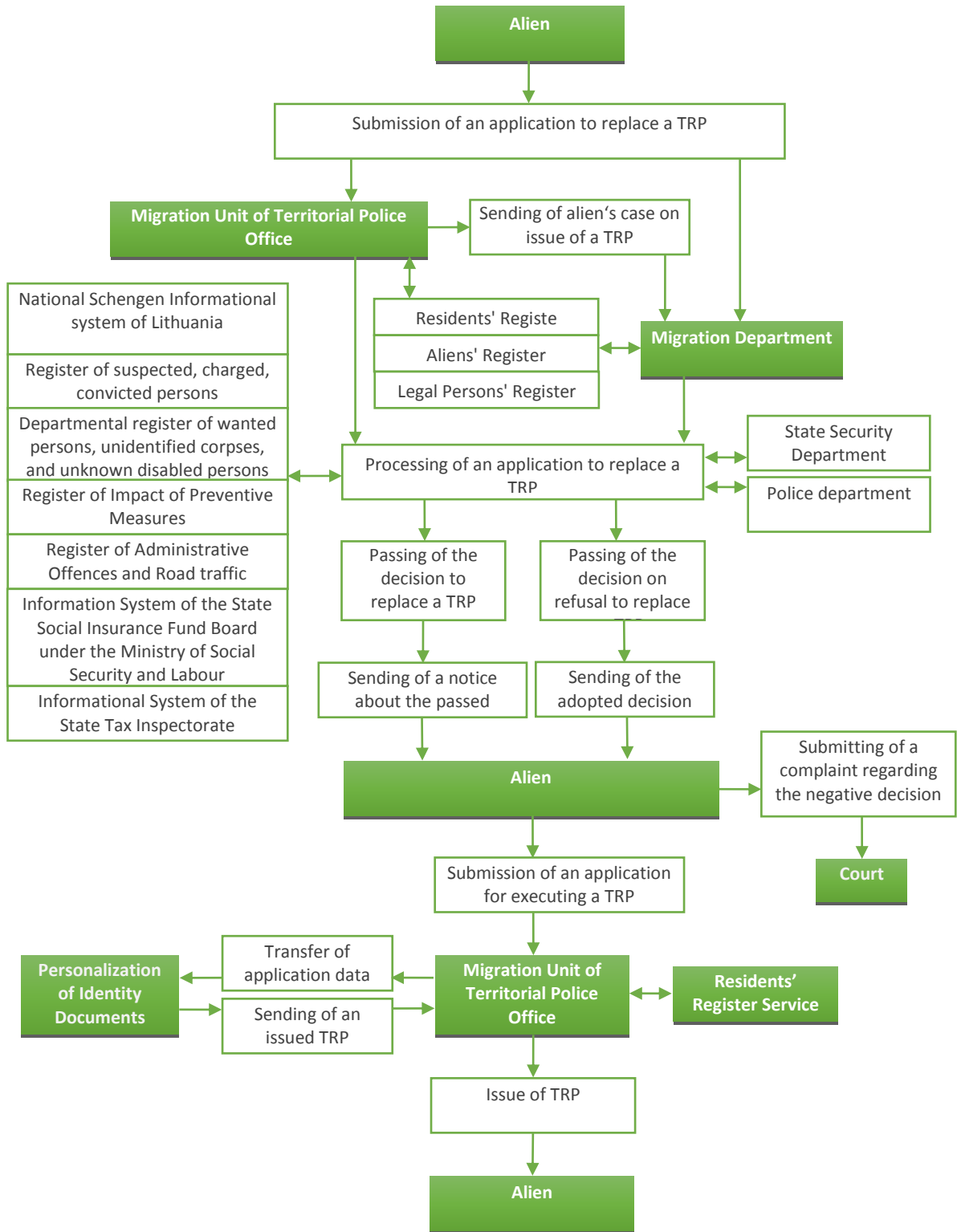
Issued, replaced, withdrawn TRP in 2009-2013



**7.8. Issue of a TRP in the Republic of Lithuania. Flow Chart**



### 7.9. Replacement of a TRP in the Republic of Lithuania. Flow Chart

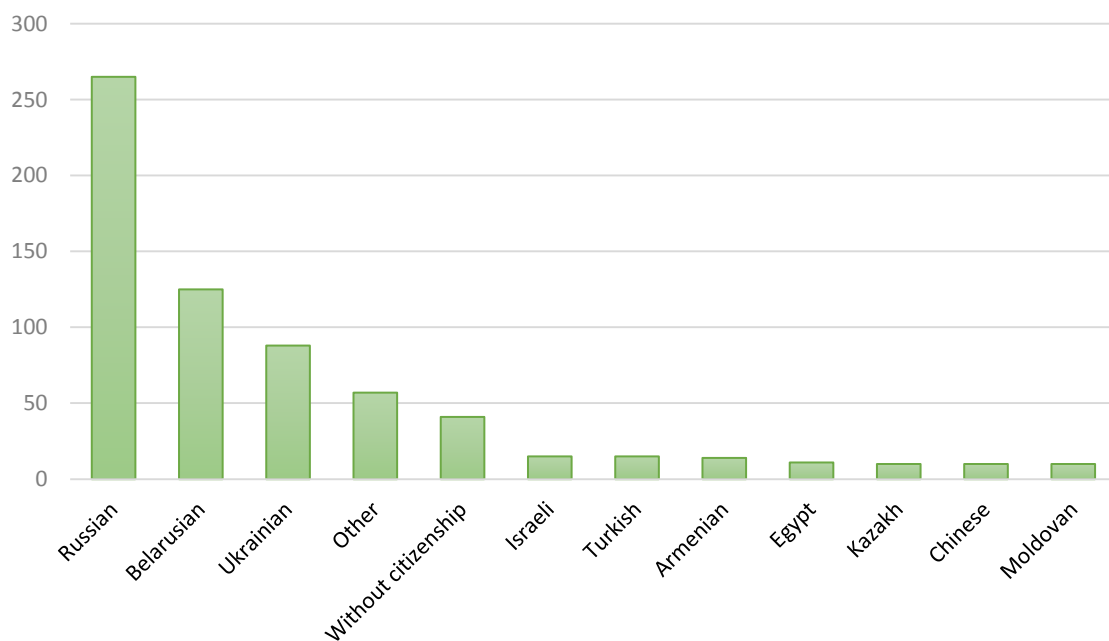


## 8. PERMITS OF A LONG TERM RESIDENT OF THE REPUBLIC OF LITHUANIA TO RESIDE IN THE EUROPEAN COMMUNITY

### 8.1. Number of applications of aliens for the issue of a permit of a long term resident (PLTR) of the Republic of Lithuania to reside in the European Community in 2013, by citizenship

Citizenship	2013	Pilietybė	2013
Argentine	1	Cosovo	1
Armenian	14	Lebanese	2
Australian	3	Madagascar	1
Azerbaijani	7	Macedonian	1
Belarusian	125	Moroccan	3
Without citizenship	41	Moldovan	10
Egyptian	11	Nigerian	2
Eritrea	1	Pakistani	1
Georgian	5	SAR	2
Indian	2	Peruvian	1
Iraqi	3	Russian	265
Iranian	1	Syrian	2
Israeli	15	Thai	1
USA	6	Turkish	15
Canadian	3	Ukrainian	88
Kazakh	10	Uzbek	3
Chinese	10	Vietnamese	4
Kyrgyz	1	<b>In total</b>	<b>661</b>

Source. Aliens' Register data.





### 8.2. Number of decisions to issue or to refuse to issue PLTR in 2013, by citizenship

Citizenship	Issue	Refuse to issue	Citizenship	Issue	Refuse to issue
Argentine	1	-	Kirgyz	2	-
Armenian	17	-	Cosovo	1	-
Australian	5	-	Lebanese	2	-
Azerbaijani	4	-	Madagascar	1	-
Belarusian	129	3	Macedonian	1	-
Without citizenship	51	-	Moroccan	3	-
Brazil	2	-	Moldovan	6	-
Egyptian	10	-	Nigerian	1	1
Eritrea	1	-	Pakistani	-	1
Georgian	5	-	SAR	2	-
Indian	3	-	Russian	256	10
Iraqi	2	-	Syrian	2	-
Iranian	1	-	Thai	1	-
Israeli	13	1	Turkish	12	1
USA	8	-	Ukrainian	96	2
Canadian	3	-	Uzbek	3	-
Kazakh	9	-	Vietnamese	4	-
Chinese	8	-	<b>In total</b>	<b>665</b>	<b>19</b>

Source. Aliens' Register data.

### 8.3. Number of decisions to issue a PLTR in 2013, by grounds for issue

Grounds for issue	Number of aliens
Has retained the right to Lithuanian citizenship in accordance with the procedure set by the Law on Citizenship	28
The alien is a person of Lithuanian descent	53
Arrived to Lithuania for residence together with a Lithuanian Citizen as a member of his/her family	49
Has lost Lithuanian citizenship but resides in the Republic of Lithuania	6
A child under 18 born in the Republic of Lithuania and his parents or one of them is a citizen of the Republic of Lithuania whose place of residence is declared in the Republic of Lithuania or has a permanent residence permit	34
A child under 18 born not in the Republic of Lithuania and his parents or one of them is a citizen of the Republic of Lithuania whose place of residence is declared in the Republic of Lithuania or has a permanent residence permit	41
Has been living in the Republic of Lithuania for last 5 successive years having a temporary residence permit	222
Ground provided under Article 2 in the Law of the Republic of Lithuania implementing the Law on the Legal Status of Aliens	29
Has been living in the Republic of Lithuania for last 5 successive years with family	178
Arrived for residence as a family member with an alien who retained the right to the citizenship of the Republic of Lithuania or is a person of Lithuanian descent and live together	18
Stayed in a non- EU member state no longer than 12 months or no longer than 6 years in another Member State, has not acquired a long-term resident status in another Member State and prior to staying in a foreign country had lived in the Republic of Lithuania and was in possession of a permit of a long-term resident of the Republic of Lithuania to reside in the European Community	7
<b>Iš viso</b>	<b>665</b>

Source. Aliens' Register data.

## 8.4. Number of issued PLTR in 2009-2013, by alien's citizenship

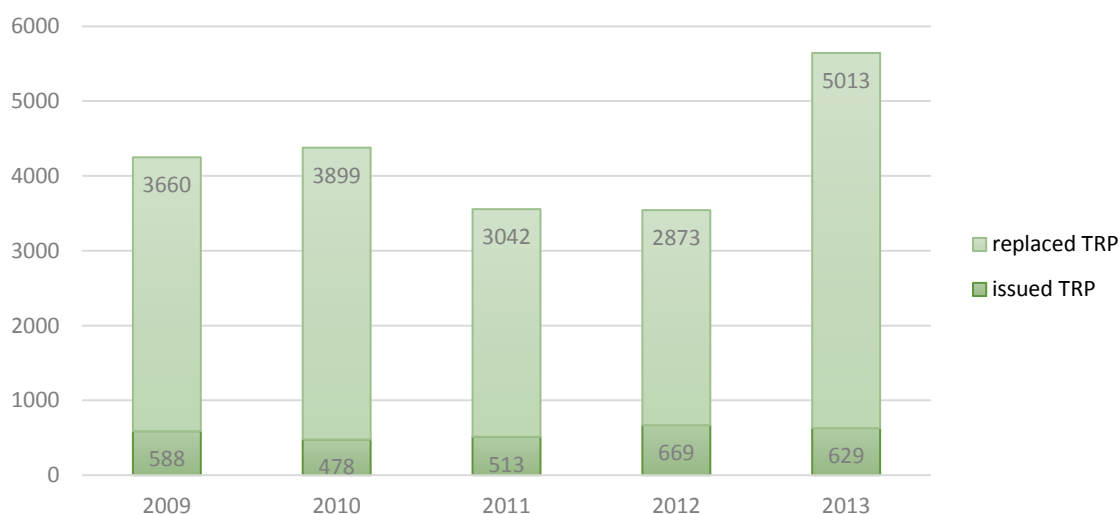
Citizenship	2009	2010	2011	2012	2013
<b>European states, including:</b>	<b>424</b>	<b>300</b>	<b>368</b>	<b>454</b>	<b>487</b>
- Belarusian	84	65	69	131	123
- Russian	233	175	198	217	238
- Ukrainian	54	47	46	63	84
<b>North American states</b>	<b>18</b>	<b>13</b>	<b>8</b>	<b>16</b>	<b>9</b>
<b>Central and South American states</b>	<b>3</b>	<b>7</b>	<b>5</b>	<b>10</b>	<b>3</b>
<b>Australia and Oceania</b>	<b>2</b>	<b>-</b>	<b>1</b>	<b>-</b>	<b>5</b>
<b>African states</b>	<b>7</b>	<b>8</b>	<b>10</b>	<b>12</b>	<b>18</b>
<b>Asian states</b>	<b>77</b>	<b>103</b>	<b>54</b>	<b>82</b>	<b>49</b>
<b>Without citizenship</b>	<b>57</b>	<b>47</b>	<b>67</b>	<b>95</b>	<b>55</b>
<b>In total</b>	<b>588</b>	<b>478</b>	<b>513</b>	<b>669</b>	<b>626</b>

Source. Residents' Register data.

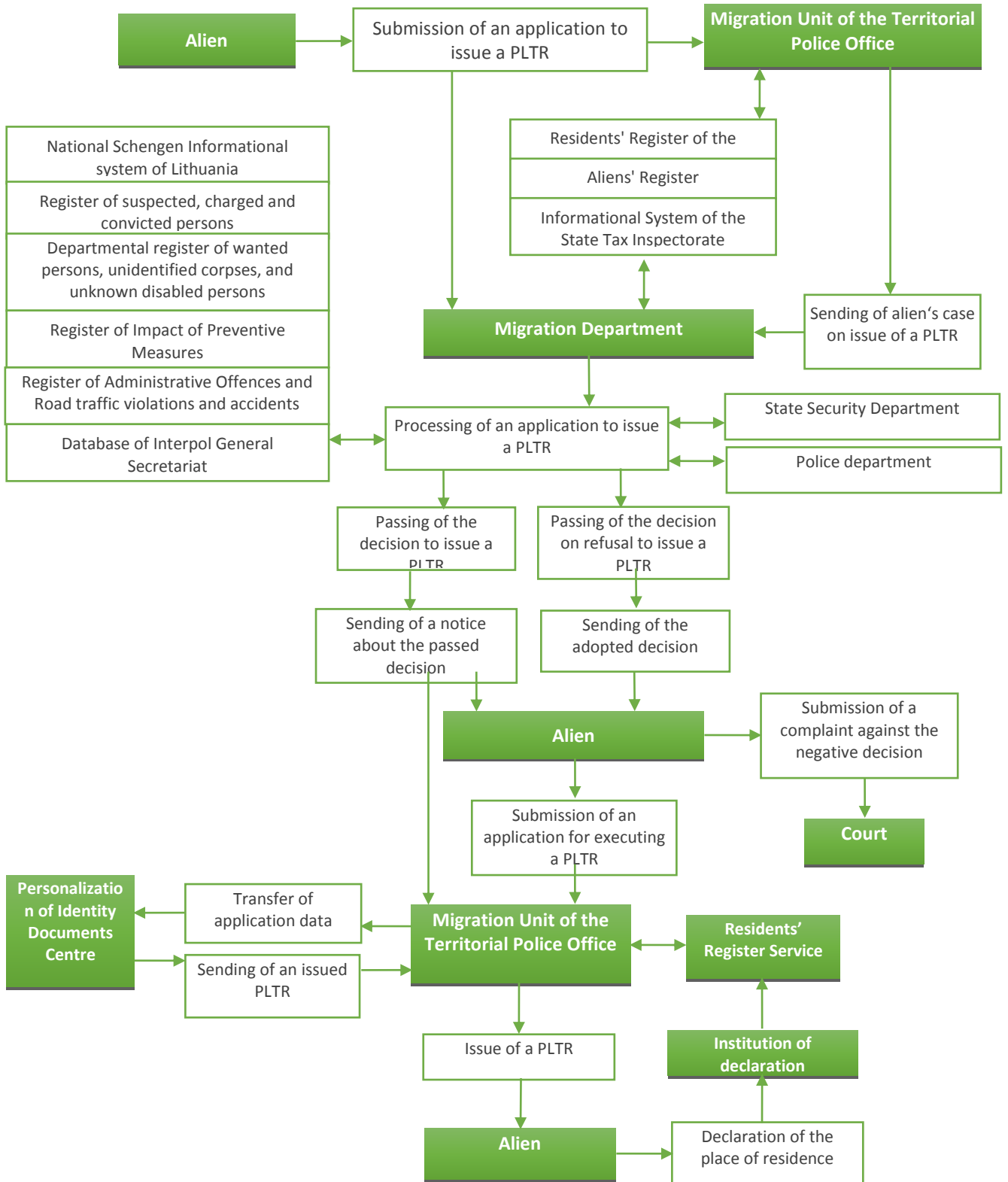
## 8.5. Number of replaced PLTR in 2009-2013, by alien's citizenship

Citizenship	2009	2010	2011	2012	2013
<b>European states, including:</b>	<b>2 363</b>	<b>2 666</b>	<b>2 029</b>	<b>2 008</b>	<b>4 045</b>
- Belarusian	318	485	418	352	336
- Russian	1 847	1 973	1 303	1 244	3 344
- Ukrainian	151	195	204	320	283
<b>North American states</b>	<b>4</b>	<b>17</b>	<b>17</b>	<b>26</b>	<b>33</b>
<b>Central and South American states</b>	<b>2</b>	<b>-</b>	<b>6</b>	<b>1</b>	<b>1</b>
<b>African states</b>	<b>1</b>	<b>9</b>	<b>4</b>	<b>5</b>	<b>5</b>
<b>Asian states, including:</b>	<b>106</b>	<b>210</b>	<b>129</b>	<b>94</b>	<b>128</b>
- Israeli	20	25	33	16	28
- Kazakh	43	40	35	18	34
- Vietnamese	9	41	17	9	14
<b>Australia and Oceania</b>	<b>-</b>	<b>-</b>	<b>-</b>	<b>2</b>	<b>1</b>
<b>Without citizenship</b>	<b>1 184</b>	<b>993</b>	<b>857</b>	<b>737</b>	<b>800</b>
<b>In total</b>	<b>3 660</b>	<b>3 899</b>	<b>3 042</b>	<b>2 873</b>	<b>5 013</b>

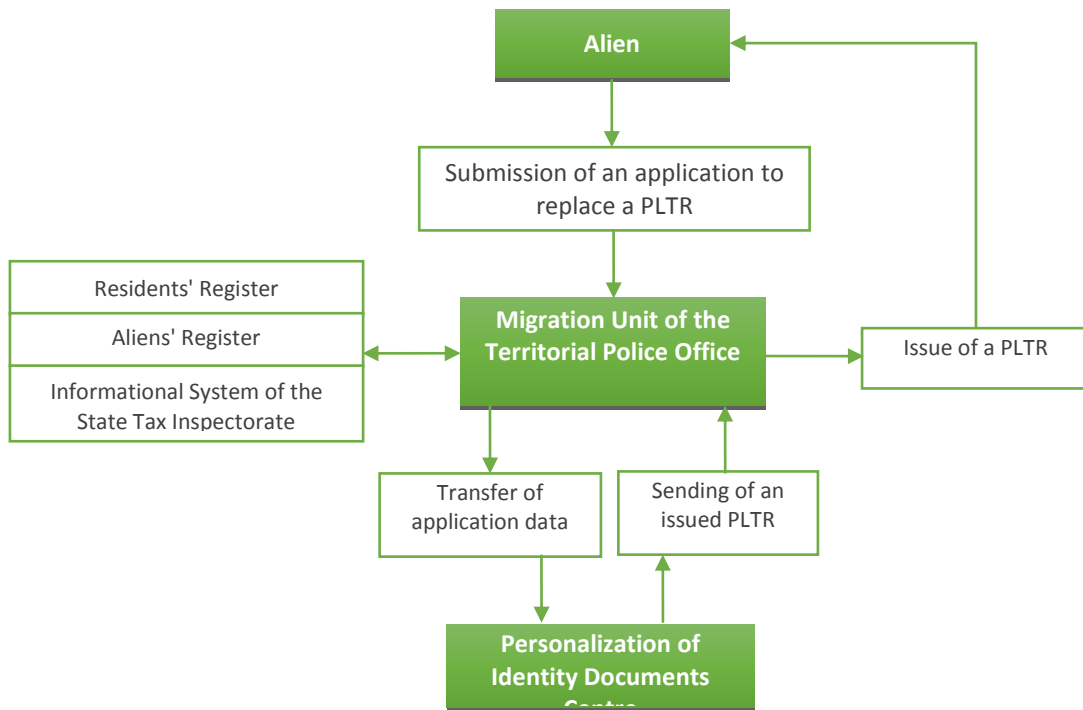
Source. Residents' Register data..



**8.6. Issue of a PLTR. Flow Chart**



### 8.7. Replacement of PLTR to an Alien. Flow Chart



## 9. TRAVEL DOCUMENTS ISSUED TO ALIENS

### 9.1. Number of travel documents issued to aliens

	2009	2010	2011	2012	2013
<b>Issued in total, including:</b>	<b>1 130</b>	<b>788</b>	<b>449</b>	<b>711</b>	<b>615</b>
- stateless person travel document	1 035	715	402	633	498
- refugee travel document	26	25	12	13	46
- aliens' passports	69	48	35	65	71

**Source.** Residents' Register data.

A stateless person who is entitled to temporary or permanent residence in the Republic of Lithuania but does not possess a travel document valid in a foreign country, according to the procedure established by the Minister of the Interior, a travel document of a stateless person may be issued provided for in 1954 Convention relating to the Status of Stateless Persons.

**Source.** Article 38 of the Law on the Legal Status of Aliens of the Republic of Lithuania.

A state levy (100 Lt, under the expedited procedure – 150 Lt) is collected for the issue and replacement of a travel document of a stateless person.

Application to issue or replace a travel document of a stateless person must be processed not later than within 20 days, and under the expedited procedure – not later than within 7 working days from the day of submission of an application.

**Source.** Paragraphs 8, 9 and 13 of the Rules on Issue of travel documents to stateless persons approved by the Order of the Minister of the Interior of 24 November, 2005.

For departure to a foreign country from the Republic of Lithuania, a refugee who is in permanent residence in the Republic of Lithuania shall be issued a refugee's travelling document in the manner prescribed by the Minister of the Interior.

**Source.** Article 89 (3) of the Law on the Legal Status of Aliens of the Republic of Lithuania.

A state levy (100 Lt) is collected for the issue and replacement of a travel document of a refugee.

Application to issue or replace a travel document of a refugee must be processed not later than within 15 days from the day of submission of an application. Refugee travel document is being issued/replaced not later than within 15 working days from the day when a decision to issue or replace the document is passed.

**Source.** Paragraphs 11 and 12 of the Rules on issue of travel documents to refugees approved by the Order of the Minister of the Republic of Lithuania of 7 December, 2004.

A foreign national who is entitled to temporary or permanent residence in the Republic of Lithuania but does not possess a valid passport of a foreign national or an equivalent travel document or if it has been lost or destroyed and the foreign national cannot receive it from the competent institutions of his country of origin for objective reasons, may be issued an alien's passport according to the procedure established by the Minister of the Interior.

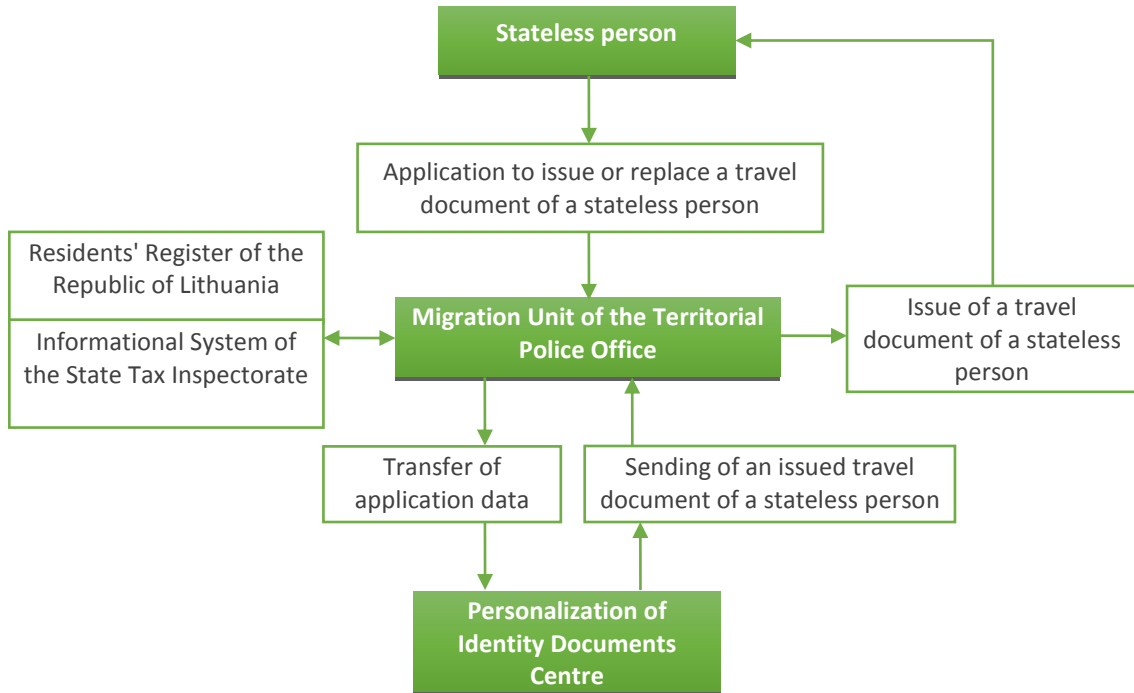
**Source.** Article 37 of the Law on the Legal Status of Aliens of the Republic of Lithuania.

Before submitting an application to issue (replace) an alien's passport, alien must pay state levy (124 Lt) prescribed by the Government of the Republic of Lithuania.

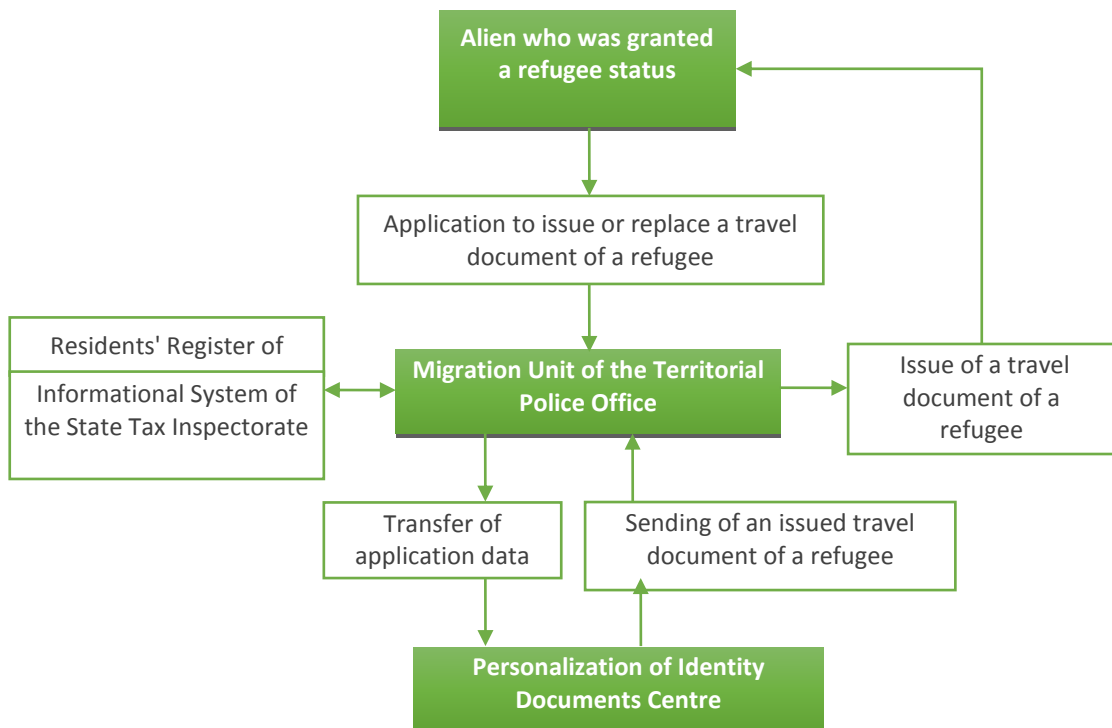
Alien's passport shall be issued or replaced not later than within 30 days from the day of receiving an application at the Migration division.

**Source.** Paragraphs 10 and 13 of the Rules on issue of alien's passport approved by the Order of the Minister of the Republic of Lithuania of 10 November, 2004.

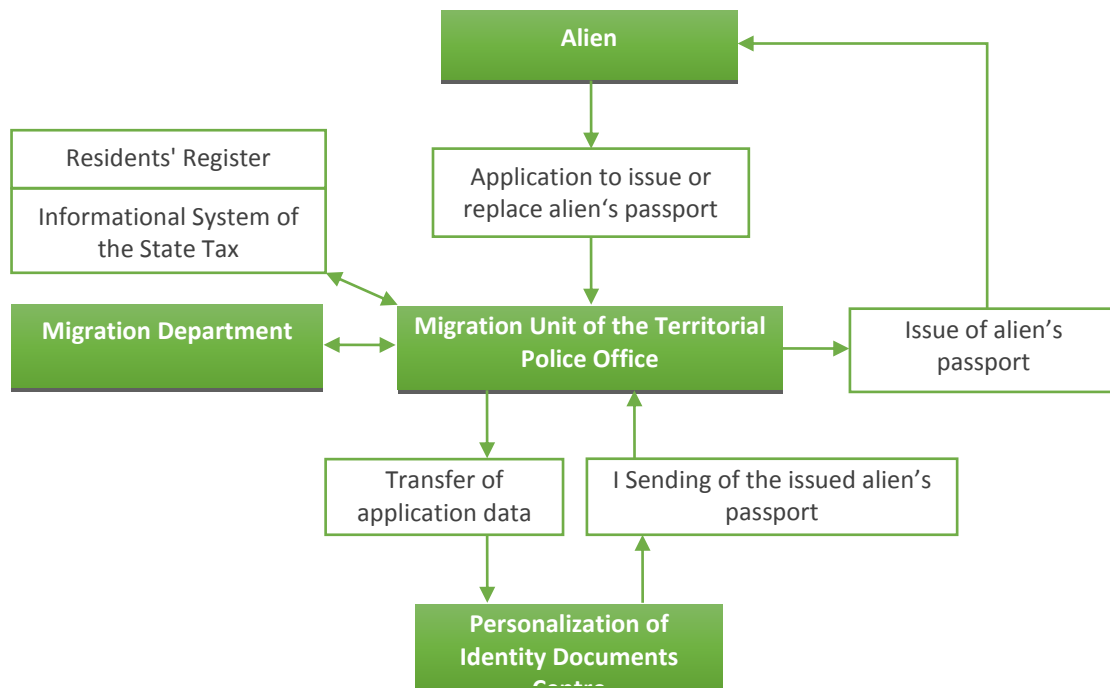
**9.2. Issue and replacement of travel documents to stateless persons. Flow chart**



**9.3. Issue and replacement of travel documents to refugees. Flow chart**



### 9.4. Issue and replacement of alien's passport. Flow chart



**9.5. Number of issued alien's passports, by alien's citizenship**

<b>Citizenship</b>	<b>2009</b>	<b>2010</b>	<b>2011</b>	<b>2012</b>	<b>2013</b>
Afghan	13	16	12	33	29
Angolan	-	-	1	1	1
Armenian	-	-	-	1	-
Belarusian	1	1	1	3	2
Eritrean	-	-	-	1	2
Ethiopian	-	-	-	1	-
Iraqi	2	4	2	1	2
Iranian	-	-	-	1	1
USA	-	-	-	-	1
Cameroonian	8	4	1	1	-
Kyrgyz	-	-	-	-	5
Congolese	2	-	1	1	2
Congolese (Democratic Republic)	-	-	3	3	-
Cuban	-	1	1	-	2
Nepali	2	3	-	-	-
Pakistani	2	3	2	3	3
Russian	21	2	9	9	5
Syrian	1	-	-	1	11
Somali	-	2	-	1	-
Sri Lankan	10	4	1	1	-
Uzbek	7	7	1	-	3
Vietnamese	-	-	-	1	-
Zambia	-	-	-	-	1
Zimbabwean	1	1	-	1	1
<b>In total</b>	<b>70</b>	<b>48</b>	<b>35</b>	<b>65</b>	<b>71</b>

**Source.** Residents' Register data.



## 10. ASYLUM IN THE REPUBLIC OF LITHUANIA

### 10.1. Number of aliens' applications for asylum in the Republic of Lithuania from 2009 to 2013, by citizenship

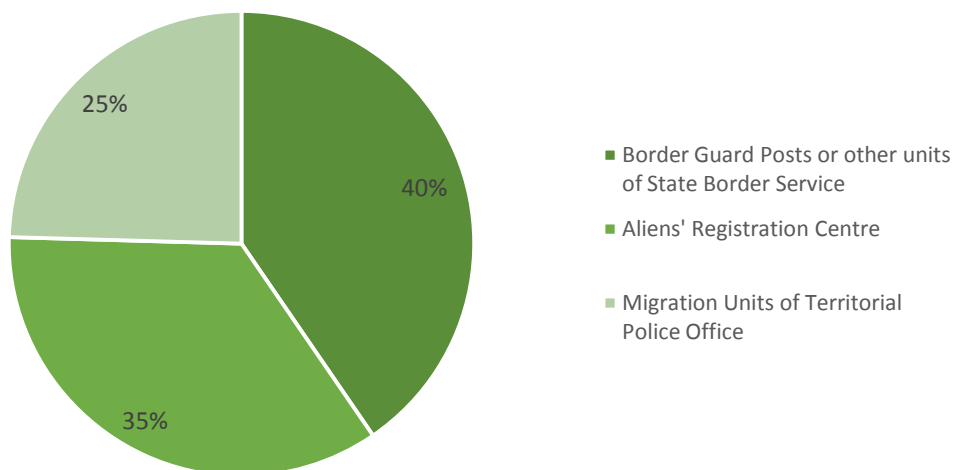
Citizenship	2009	2010	2011	2012	2013
Afghan	16	37	55	93	86
Albanian	-	1	-	-	-
Armenian	3	22	28	1	8
Azerbaijani	-	4	-	3	4
Belarusian	14	13	20	19	21
Bangladeshi	-	1	-	-	-
Without citizenship	10	3	7	13	5
Côte d'Ivoire	-	-	-	1	1
Egyptian	-	-	-	1	1
Eritrean	-	-	-	6	2
Guinean	-	-	1	-	3
Georgian	76	249	229	305	121
Indian	7	1	-	-	12
Iraqi	14	6	8	4	1
Iranian	1	2	1	-	-
USA	-	-	-	2	-
Cameroonian	6	-	-	1	-
Kazakh	2	-	2	1	2
Chinese	-	-	1	1	-
Kyrgyz	-	3	30	5	-
Congolese DR	-	-	2	1	-
Cuban	2	-	-	-	1
Lebanese	-	-	-	2	1
Liberian	-	1	-	-	-
Libyan	-	-	2	-	-
Malian	-	-	-	1	1
Moroccan	-	-	-	-	1
Moldovan	-	3	2	1	-
Mongolian	-	-	-	1	-
Nepali	2	2	4	4	3
Nigerien	-	1	-	-	-
Nigerian	1	-	1	1	3
Pakistani	8	1	1	3	2
Russian	243	113	111	87	72
Serbian	-	1	-	-	-
Syrian	7	3	2	7	12
Somali	1	1	1	-	-
Sudan	-	-	-	-	1
Sri Lankan	18	10	3	3	-
Tajik	2	5	5	2	1
Turkish	1	-	2	-	-
Ukrainian	1	1	-	5	5
Uzbek	10	6	8	6	2
Vietnamese	3	12	-	47	26
Zimbabwean	1	1	1	-	1
<b>In total</b>	<b>449</b>	<b>503</b>	<b>527</b>	<b>627</b>	<b>399</b>

Source. Aliens' Register data.

**10.2. Number of aliens' first time applications for asylum in the Republic of Lithuania in 2013, by place of submission**

Place of submission of application	Number of applications
Border Guard Posts or other units of State Border Service under the Ministry of the Interior, which has a border crossing legal regime	112
Aliens' Registration Centre of the State Border Service under the Ministry of the Interior	97
Migration Units of Territorial Police Office	68
<b>In total</b>	<b>277</b>

Source. Aliens' Register data.



## 10.3. Number of aliens' applications for asylum in the Republic of Lithuania and of decisions passed in 2013

Citizenship	Applications				Decisions					
	Submitted for the 1st time	Submitted for the 2nd time	Retracted under <i>Dublin II</i> regulation	In total	Grant asylum		Refuse to grant asylum	Cease to process an application	Transfer persons under <i>Dublin II</i> regulation	In total
					Refugee status	Subsidiary protection				
Afghan	45	31	10	86	8	41	1	19		69
Armenian	7		1	8				8		8
Without citizenship	1	2	2	5		2		11		13
Azerbaijani			4	4			1	4		5
Belarusian	5	13	3	21	3	15	3	2	1	24
Côte d'Ivoire		1		1		1				1
Egyptian	1			1						
Eritrean		1	1	2	1	1				2
Georgian	114	1	6	121		1	69	46	2	118
Guinea	3			3						
India	12			12			1	4		5
Iraqi			1	1		1				1
USA						1				1
Kazakh	2			2			1			1
Chinese							1			1
Congolese DR								1		1
Cuba			1	1			1			1
Lebanese	1			1				2		2
Malian		1		1		1				1
Moroccan	1			1			1			1
Nepali		3		3		3				3
Nigerian	1		2	3				2		2
Pakistani	1	1		2			2			2
Russian	26	43	3	72	2	33	13	19		67
Syrian	11	1		12		14				14
Sudan	1			1					1	1
Tajik		1		1		1				1
Ukrainian	3	2		5	1	3		1		5
Uzbek	1	1		2		4		1		5
Vietnamese	26			26			21	4		25
Zimbabwean		1		1		1				1
<b>In total</b>	<b>262</b>	<b>103</b>	<b>34</b>	<b>399</b>	<b>15</b>	<b>123</b>	<b>115</b>	<b>124</b>	<b>4</b>	<b>381</b>
<b>In total (2012)</b>	<b>499</b>	<b>84</b>	<b>44</b>	<b>627</b>	<b>13</b>	<b>111</b>	<b>335</b>	<b>169</b>	<b>4</b>	<b>632</b>
<b>In total (2011)</b>	<b>362</b>	<b>81</b>	<b>84</b>	<b>527</b>	<b>7</b>	<b>88</b>	<b>280</b>	<b>146</b>	<b>8</b>	<b>529</b>
<b>In total (2010)</b>	<b>362</b>	<b>101</b>	<b>40</b>	<b>503</b>	<b>1</b>	<b>110</b>	<b>180</b>	<b>209</b>	<b>5</b>	<b>504</b>
<b>In total (2009)</b>	<b>185</b>	<b>227</b>	<b>37</b>	<b>449</b>	<b>11</b>	<b>217</b>	<b>155</b>	<b>98</b>	<b>14</b>	<b>495</b>

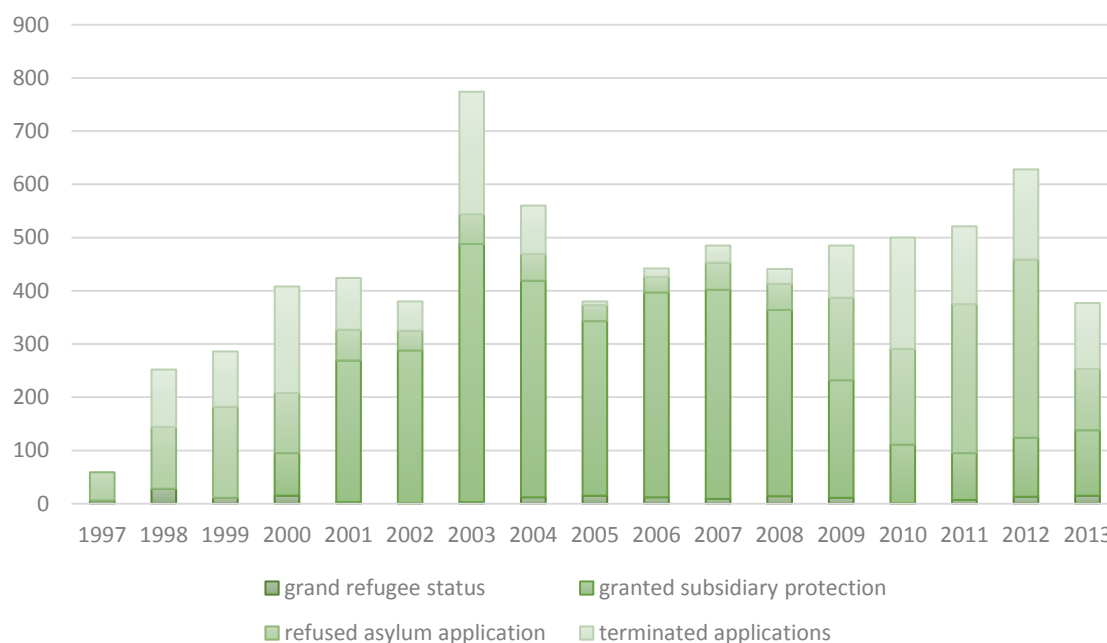
Source. Aliens' Register, The Migration Department under the Mol data.

### 10.4. Granting asylum to aliens in the Republic of Lithuania

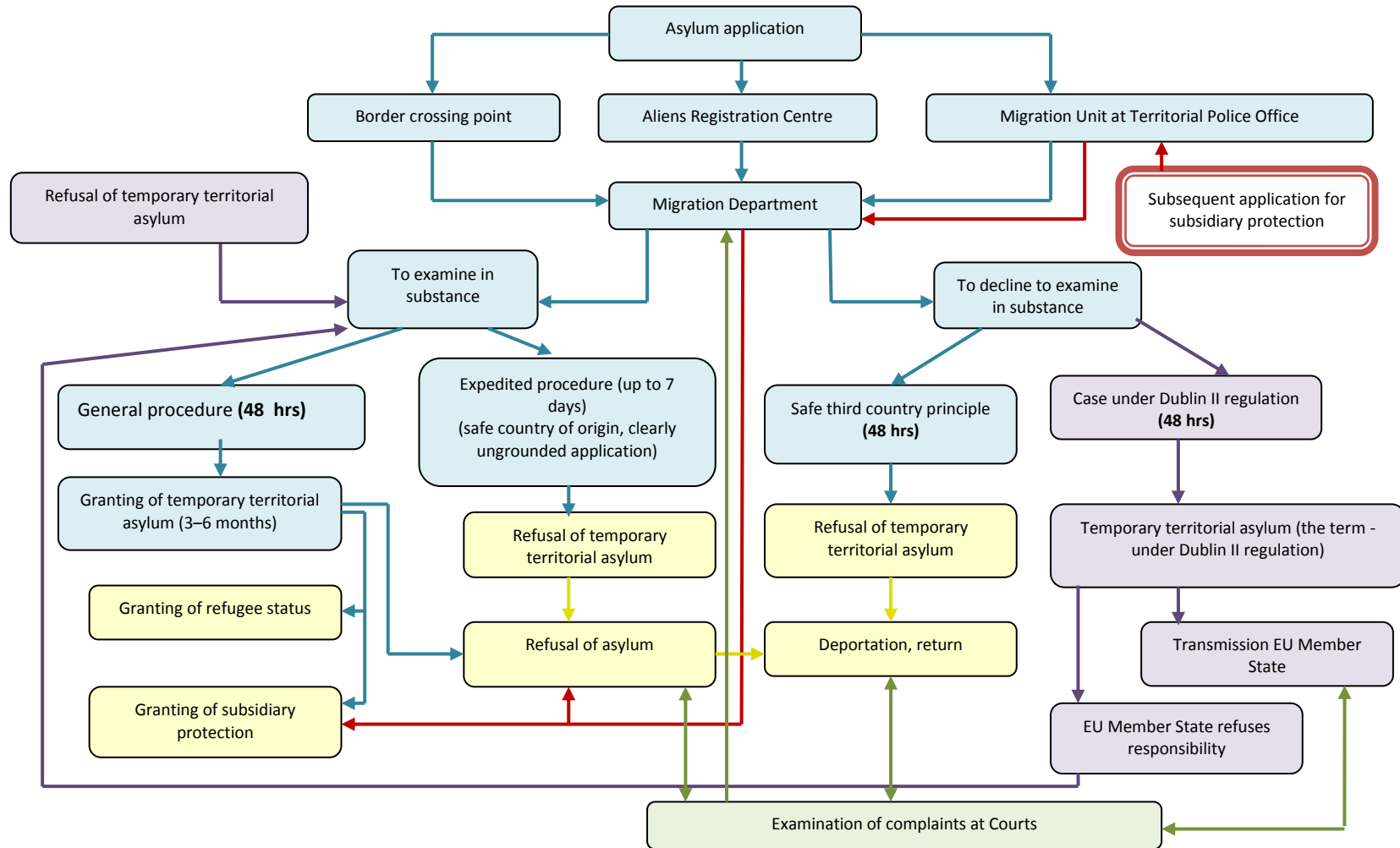
Year	Granted refugee status	Granted subsidiary protection*	Refused asylum application	Terminated applications
1997	6	-	53	-
1998	28	-	116	108
1999	11	-	171	104
2000	15	80	113	200
2001	3	266	58	97
2002	1	287	37	55
2003	3	485	56	230
2004	12	407	50	91
2005	15	328	30	7
2006	12	385	29	16
2007	9	393	51	32
2008	14	350	49	28
2009	11	221	155	98
2010	1	110	180	209
2011	7	88	280	146
2012	13	111	335	169
2013	15	123	115	124
<b>In total</b>	<b>176</b>	<b>3 634</b>	<b>1 878</b>	<b>1 714</b>

\* Until 30 April 2004, aliens were issued Temporary residence permit in the Republic of Lithuania on the humanitarian grounds.

Source. Aliens' Register data.



**10.5. Granting Asylum in the Republic of Lithuania. Flow Chart**



- Procedural aspects / decisions that are not related with the substantial settlement of the case
- Application of the Dublin II Regulation
- Final decisions of the Migration Department
- Subsequent applications for subsidiary protection (submitted annually)
- Court procedure (Vilnius Administrative District court, Lithuanian Supreme Administrative court)

**10.6. Number of requests for taking over of examination of an asylum application made by the Republic of Lithuania to other states, which are responsible for the examination of alien's asylum application under the Dublin regulation, in 2013**

State, to which a request is made	Requests sent	Refused to take over	Agreed to take over	Transferred aliens
Austria	2	2	-	-
Belgium	2	-	2	2
Italy	2	1	1	1
Latvia	2	1	1	1
Poland	1	-	1	1
Norway	2	-	2	2
Sweden	1	1	1	-
Switzerland	1	1	-	-
Germany	2	-	2	2
<b>In total</b>	<b>15</b>	<b>6</b>	<b>10</b>	<b>9</b>

Source. The Migration Department under the Mol data.

**10.7. Number of requests for taking over of examination of an asylum application made by other EU Member States to the Republic of Lithuania under the Dublin regulation in 2013**

State	Requests received	Refused to take over	Agreed to take over	Transferred aliens
Austria	28	7	21	18
Belgium	22	8	14	5
Czech Republic	3	-	3	4
Denmark	16	5	11	9
Estonia	2	2	-	-
United Kingdom	8	1	7	6
Poland	12	-	12	6
Luxembourg	9	5	4	1
Malta	1	-	1	1
The Netherlands	14	1	13	-
Norway	23	12	11	10
France	43	11	32	3
Slovakia	1	-	1	-
Finland	13	-	13	5
Sweden	35	8	27	4
Switzerland	50	8	42	15
Germany	173	32	141	21
<b>In total</b>	<b>453</b>	<b>100</b>	<b>353</b>	<b>108</b>

Source. The Migration Department under the Mol data.

**10.8. Number of aliens granted Refugee status in the Republic of Lithuania from 2009 to 2013**

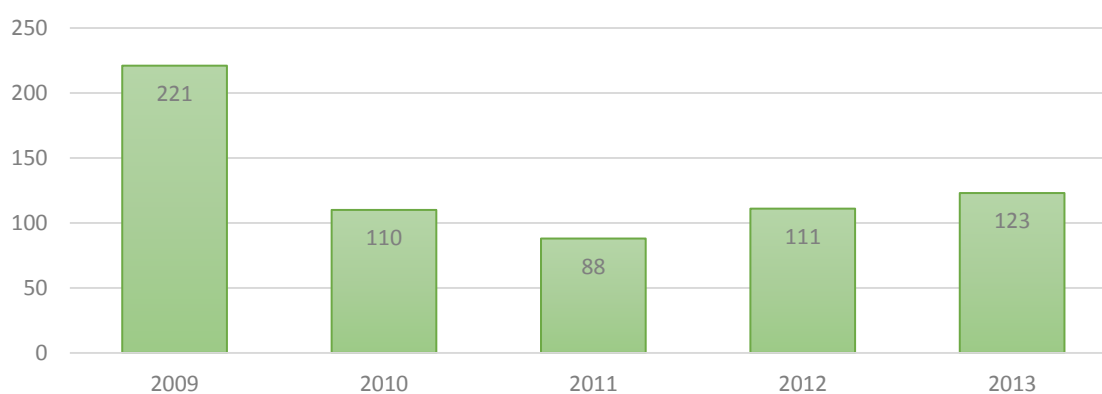
Citizenship	2009	2010	2011	2012	2013
Afghan	-	-	2	1	8
Armenian	2	-	-	-	-
Belarusian	1	-	5	2	3
Eritrean	-	-	-	4	1
Iraqi	1	-	-	3	-
Russian	6	1	-	-	2
Ukrainian	-	-	-	2	1
Uzbek	1	-	-	1	-
<b>In total</b>	<b>11</b>	<b>1</b>	<b>7</b>	<b>13</b>	<b>15</b>

Source. Aliens' Register data.

**10.9. Number of aliens to whom Subsidiary protection has been granted in the Republic of Lithuania from 2009 to 2013**

Citizenship	2009	2010	2011	2012	2013
Afghan	13	14	16	35	41
Armenian	-	1	-	-	-
Belarusian	3	4	4	14	15
Without citizenship	2	1	1	3	2
Côte d'Ivoire	-	-	-	-	1
Eritrean	-	-	-	2	1
Georgian	-	-	-	-	1
USA	-	-	-	-	1
Iraqi	6	4	3	-	1
Cameroonian	5	-	-	-	-
Malian	-	-	-	1	1
Nepali	2	5	3	3	3
Pakistani	-	1	1	1	-
Russian	172	67	55	46	33
Syrian	2	1	2	2	14
Somali	1	1	1	-	-
Sri Lankan	8	6	1	-	-
Tajik	-	-	1	1	1
Ukrainian	-	-	-	2	3
Uzbek	6	4	-	-	4
Vietnamese	-	-	-	-	-
Zimbabwean	1	1	-	1	1
<b>In total</b>	<b>221</b>	<b>110</b>	<b>88</b>	<b>111</b>	<b>123</b>

Source. Aliens' Register data.



### 10.10. Number of unaccompanied minors – asylum seekers from 2009 to 2013, by nationality and gender

Citizenship	2009		2010		2011		2012		2013	
	Male	Female	Male	Female	Male	Female	Male	Female	Male	Female
Afghan	2	-	3	-	8	-	3	-	-	-
Georgian	-	-	2	-	2	-	-	-	-	-
Guinea	-	-	-	-	-	-	-	-	1	-
India	-	-	-	-	-	-	-	-	1	-
Congolese DR	-	-	-	-	-	-	-	-	-	-
Russian	1	-	-	-	-	-	-	-	-	-
Vietnamese	-	-	3	1	-	-	-	1	-	-
<b>In total</b>	<b>3</b>	<b>-</b>	<b>8</b>	<b>1</b>	<b>10</b>	<b>-</b>	<b>3</b>	<b>1</b>	<b>2</b>	<b>-</b>
	<b>3</b>		<b>9</b>		<b>10</b>		<b>4</b>		<b>2</b>	

Source. The Migration Department under the Mol data.

### 10.11. Procedure rates for granting asylum in the Republic of Lithuania from 2009 to 2013

Year	2009	2010	2011	2012	2013
<b>Number of submitted applications to grant asylum</b>	<b>449</b>	<b>503</b>	<b>527</b>	<b>627</b>	<b>399</b>
<b>Reasons for not examining substantially an asylum application:</b>					
Safe third country	-	-	-	-	-
<i>Dublin II</i> Regulation	40	29	19	27	16
<b>Substantial examination of an asylum application:</b>	<b>485</b>	<b>500</b>	<b>521</b>	<b>628</b>	<b>374</b>
Positive decisions:	232	111	95	124	138
- on granting refugee status	11	1	7	13	15
- on granting subsidiary protection	221	110	88	111	123
Negative decisions on granting asylum	155	180	280	335	115
Termination of application	98	209	146	169	121
<b>Remaining applications, end of the year:</b>	<b>144</b>	<b>180</b>	<b>174</b>	<b>181</b>	<b>127</b>
at the Migration Department	93	92	92	87	106
at the Vilnius county administrative court	16	59	62	85	13
at the Lithuanian Supreme Administrative Court	35	29	20	9	8

Source. Aliens' Register, The Migration Department under the Mol data.



## 11. ALIENS' CONTROL

### 11.1. Aliens prohibited from entry to the Republic of Lithuania

#### 11.1.1. Number of aliens prohibited from entry to the territory of the Republic of Lithuania, by citizenship

Citizenship	2009	2010	2011	2012	2013
<b>European states, including:</b>	<b>1 614</b>	<b>1 806</b>	<b>2 075</b>	<b>2 109</b>	<b>2 710</b>
- Belarusian	533	703	850	1 074	1 278
- Georgian	74	145	116	113	109
- Russian	835	800	1 003	806	1 197
- Ukrainian	104	100	60	55	61
<b>Central and South American states</b>	<b>6</b>	<b>3</b>	<b>1</b>	<b>1</b>	<b>3</b>
<b>Australian and Oceania states</b>	<b>2</b>	<b>-</b>	<b>-</b>	<b>-</b>	<b>-</b>
<b>African states</b>	<b>9</b>	<b>9</b>	<b>9</b>	<b>4</b>	<b>10</b>
<b>Asian states</b>	<b>114</b>	<b>146</b>	<b>128</b>	<b>95</b>	<b>141</b>
<b>Without citizenship</b>	<b>-</b>	<b>-</b>	<b>2</b>	<b>6</b>	<b>1</b>
<b>Unknown</b>	<b>6</b>	<b>3</b>	<b>-</b>	<b>-</b>	<b>-</b>
<b>In total</b>	<b>1 751</b>	<b>1 967</b>	<b>2 215</b>	<b>2 215</b>	<b>2 865</b>

Source. Data of the State Border Guard Service under the Ministry of the Interior of the Republic of Lithuania.

#### 11.1.2. Number of aliens prohibited from entry to the territory of the Republic of Lithuania, by grounds indicated in the Schengen Borders Code, 2013

Grounds for denying entry	Number of aliens
A) does not have a valid travel document	5
B) has forged / counterfeit / false travel document	2
C) does not have a valid visa or a residence permit	1 436
D) has forged / counterfeit / false visa or a residence permit	2
E) does not have appropriate documents justifying the aim and conditions of the stay	633
F) has already stayed in the territory of EU Member States for 3 months within the 6 months period	48
G) does not have sufficient means of subsistence for the period and manner of stay or sufficient means for return to the country of origin or transit country	329
H) is a person subject to notice on refusal to allow arrival entered into:	
- SIS	3
- National Register	130
I) is treated as causing threat to the public order, public health or international relations of one or several European Union Member States	277
<b>In total</b>	<b>2 865</b>

Source. Data of the State Border Guard Service under the Ministry of the Interior of the Republic of Lithuania.

## 11.2. Detention of aliens in the Republic of Lithuania

### 11.2.1. Number of aliens who were detained for illegal entry to and (or) illegal stay in the territory of the Republic of Lithuania or subject to Alternative Detention Measure in 2013, by country of origin

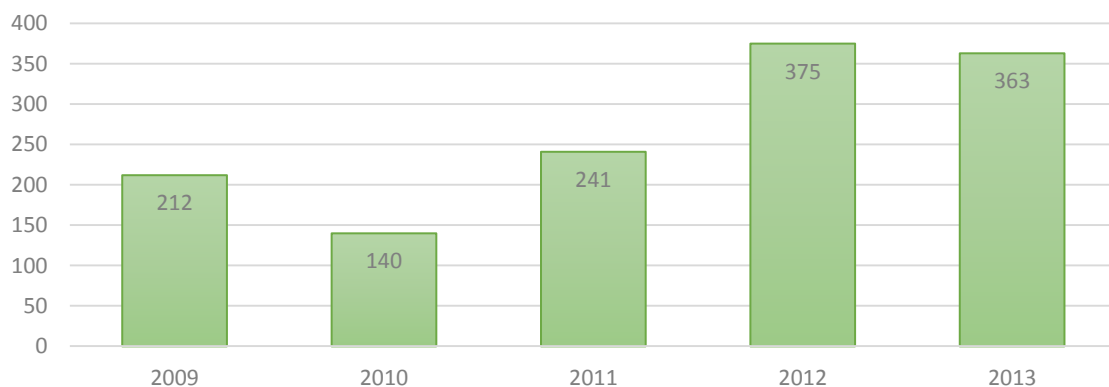
Alien's country of origin	Detained only for 48 hours	Those subject to Alternative Detention Measure, except lodging in the Aliens' Registration Centre and not applying restrictions to freedom of movement	Detained for over 48 hours	Accommodated at the Aliens' Registration Centre not applying restrictions to freedom of movement
<b>European states, including:</b>	<b>160</b>	<b>4</b>	<b>236</b>	<b>4</b>
- Belarusian	14	2	15	1
- Georgian	114	2	181	3
- Russian	22	-	27	-
<b>Asian states</b>	<b>84</b>	<b>1</b>	<b>120</b>	<b>-</b>
<b>African states</b>	<b>3</b>	<b>1</b>	<b>5</b>	<b>1</b>
<b>Central and South American states</b>	<b>1</b>	<b>1</b>	<b>-</b>	<b>-</b>
<b>Without citizenship</b>	<b>1</b>	<b>2</b>	<b>2</b>	<b>-</b>
<b>In total</b>	<b>249</b>	<b>10</b>	<b>363</b>	<b>5</b>

Source: Migration Units of the Territorial Police Offices, State Border Guard Service under the MoI and Aliens' Register data.

### 11.2.2. Number of aliens who were detained for more than 48 hours for illegal entry to and (or) illegal stay in the territory of the Republic of Lithuania from 2009 to 2013, by country of origin

Alien's country of origin	2009	2010	2011	2012	2013
<b>European states, including:</b>	<b>124</b>	<b>99</b>	<b>189</b>	<b>281</b>	<b>236</b>
- Belarusian	18	9	7	15	15
- Georgian	50	49	139	231	181
- Russian	37	20	24	27	27
<b>North American states</b>	<b>-</b>	<b>1</b>	<b>-</b>	<b>-</b>	<b>-</b>
<b>African states</b>	<b>4</b>	<b>5</b>	<b>8</b>	<b>79</b>	<b>5</b>
<b>Asian states</b>	<b>76</b>	<b>27</b>	<b>37</b>	<b>10</b>	<b>120</b>
<b>Without citizenship</b>	<b>8</b>	<b>8</b>	<b>7</b>	<b>5</b>	<b>2</b>
<b>In total</b>	<b>212</b>	<b>140</b>	<b>241</b>	<b>375</b>	<b>363</b>

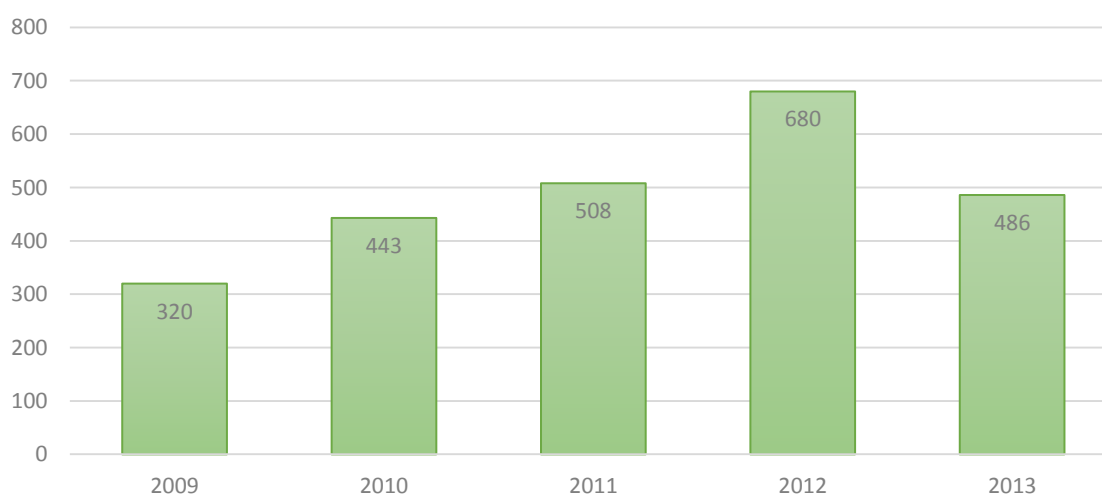
Source. Aliens' Register data.



### 11.2.3. Number of aliens accommodated in the Aliens' Registration Centre, by country of origin

Country of origin	2009	2010	2011	2012	2013	Country of origin	2009	2010	2011	2012	2013
Afghanistan	21	16	43	69	55	Latvia	2	-	1	-	1
Albania	1	-	-	-	-	Poland	-	-	-	1	-
Algeria	-	-	-	2	-	Lebanon	-	-	-	1	1
Angola	-	-	-	1	-	Liberia	-	1	-	-	-
Armenia	6	23	30	2	13	Libya	-	-	2	-	-
Azerbaijan	2	5	-	3	4	Mali	-	-	-	1	-
Belarus	24	15	12	25	20	Morocco	-	2	-	-	1
Bangladesh	3	1	-	-	-	Moldova	2	2	2	2	1
Bosnia and Herzegovina	1	-	-	-	-	Mongolia	-	-	-	1	-
Côte d'Ivoire	-	-	-	1	-	Nepal	1	-	1	-	-
Egypt	1	-	2	1	2	Nigeria	3	-	1	1	4
Eritrea	-	-	-	2	-	Niger	1	-	-	-	-
Estonia	-	-	-	1	-	Pakistan	8	-	-	3	1
Ghana	-	1	-	-	-	Palestine	1	-	-	-	-
Georgia	77	277	251	395	217	Russia	81	52	81	61	35
Guinea	-	-	1	-	3	Serbia	-	1	-	1	-
India	7	5	1	-	18	Syria	6	2	1	16	7
Iraq	12	-	3	4	1	Sudan	-	-	-	1	-
Iran	2	2	1	-	-	Sri Lanka	17	-	1	3	-
Spain	-	1	-	-	-	Tajikistan	4	6	7	2	1
Israel	-	-	1	-	-	Turkey	3	2	2	1	-
USA	-	1	-	-	-	Turkmenistan	-	-	-	-	1
Jordan	-	-	1	-	-	Ukraine	5	2	3	3	5
Cameroon	-	-	-	1	-	Uzbekistan	5	2	5	1	4
Kazakhstan	4	-	2	2	4	Vietnam	6	9	-	58	81
China	2	2	2	1	-	Zimbabwe	-	-	1	-	-
Kyrgyzstan	3	3	37	6	2	Unknown	8	9	10	5	3
Congo	1	1	3	2	-						
Cuba	-	-	-	-	1	<b>Iš viso</b>	<b>320</b>	<b>443</b>	<b>508</b>	<b>680</b>	<b>486</b>

**Source.** Data of the State Border Guard Service under the Ministry of the Interior of the Republic of Lithuania Aliens' Registration Centre.

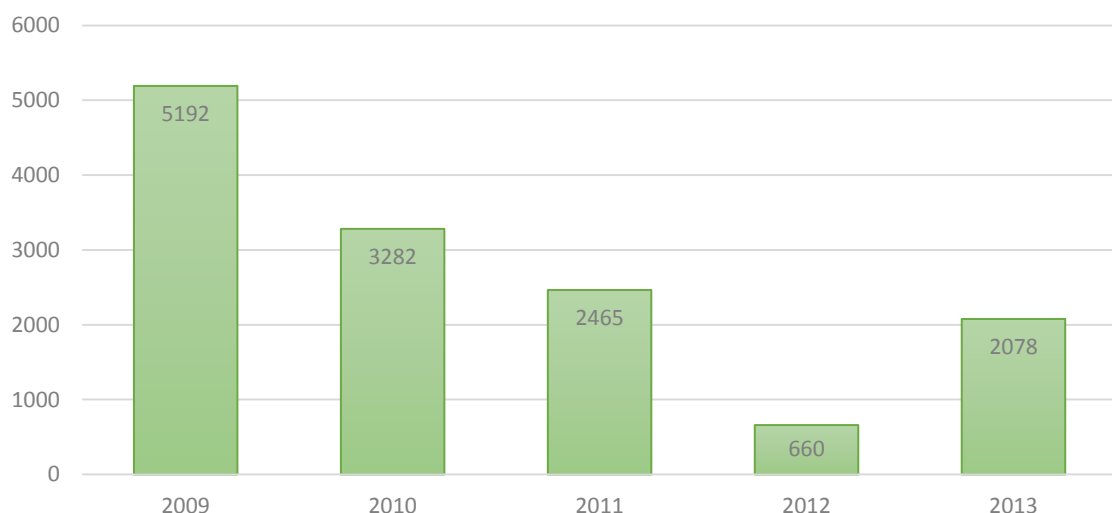


### 11.3. Administrative Offences committed by alines

#### 11.3.1. Number of aliens in respect of whom Administrative Offence Protocols were drawn up under the Article 206 of the Code on Administrative Offences (violation of the procedure of aliens' entry / stay in / passing in transit through / exit from the Republic of Lithuania, by citizenship

Citizenship	2009	2010	2011	2012	2013
<b>European states, including:</b>	<b>4 685</b>	<b>2 844</b>	<b>1 758</b>	<b>367</b>	<b>1 291</b>
- Belarusian	385	421	539	81	418
- Latvian	3 056	1 331	198	13	109
- Russian	651	669	737	155	564
- Ukrainian	151	159	114	54	103
<b>North American states, including:</b>	<b>9</b>	<b>10</b>	<b>13</b>	<b>9</b>	<b>16</b>
- USA	9	9	12	9	15
<b>Central and South American states</b>	<b>7</b>	<b>7</b>	<b>4</b>	<b>1</b>	<b>7</b>
<b>Australian and Oceania states</b>	<b>1</b>	<b>-</b>	<b>2</b>	<b>-</b>	<b>2</b>
<b>African states</b>	<b>9</b>	<b>11</b>	<b>17</b>	<b>17</b>	<b>36</b>
<b>Asian states, including:</b>	<b>228</b>	<b>237</b>	<b>506</b>	<b>122</b>	<b>604</b>
- Indian	16	8	5	3	14
- Israeli	7	8	8	6	5
- Kazakh	64	71	135	20	133
- Chinese	15	14	7	12	12
- Kyrgyz	44	36	202	22	296
- Tajik	33	51	48	19	69
- Uzbek	19	21	40	12	27
<b>Without citizenship</b>	<b>243</b>	<b>170</b>	<b>165</b>	<b>144</b>	<b>122</b>
<b>Unknown</b>	<b>10</b>	<b>3</b>	<b>-</b>	<b>-</b>	<b>-</b>
<b>In total</b>	<b>5 192</b>	<b>3 282</b>	<b>2 465</b>	<b>660</b>	<b>2 078</b>

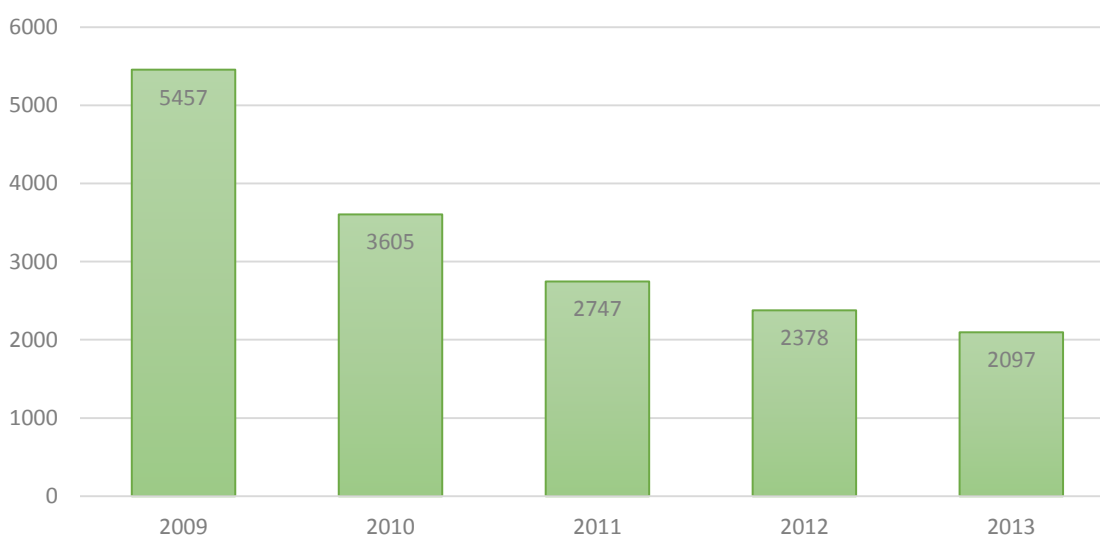
**Source.** 2008–2012 data from Migration Units of Territorial Police Offices (According to the data of the State Border Control Service under the MoI, in 2008, administrative offences protocols were drawn up in respect of 2,295 aliens, in 2012 - 1704 aliens, however, there is no information available about nationality of offenders), 2009–2011 data from Migration Units of Territorial Police Offices and the State Border Control Service under the MoI.



### 11.3.2. Number of aliens with respect to whom administrative offence protocols have been drawn up on the basis of administrative offences provided in the Code on Administrative Offences (CAC), by offences

Administrative offence	2009	2010	2011	2012	2013
<b>Article 206 of CAC</b> (violation of the procedure of aliens' entry / stay / passing in transit through/ exit from the Republic of Lithuania)	5 192	3 277	2 465	2 364	2 078
<b>Article 206<sup>1</sup> of CAC</b> (damage to or loss of a permanent residence permit, stateless person's travel document, refugee's travel document or alien's passport)	233	212	274	-	-
<b>Article 206<sup>2</sup> of CAC</b> (accommodating an alien having no passport or equivalent document, travel document, visa of the Republic of Lithuania, temporary / permanent residence permit in the Republic of Lithuania)	21	107	4	7	4
<b>Article 206<sup>3</sup> of CAC</b> (employment of or creating conditions for engagement in other activities in order to earn income for subsistence for aliens having no work permit or permanent residence permit in the Republic of Lithuania)	11	9	4	1	7
<b>Article 206<sup>5</sup> of CAC</b> (Provision of false data calls for verification of invitations for aliens to enter the Republic of Lithuania, or assistance by other unlawful means for an alien to obtain a document confirming the right to be or to live in the Republic of Lithuania)	-	-	-	6	8
<b>In total</b>	<b>5 457</b>	<b>3 605</b>	<b>2 747</b>	<b>2 378</b>	<b>2 097</b>

**Source.** 2008, 2012 data from Migration Units of Territorial Police Offices (According to the data of the State Border Control Service under the MoI, in 2008, administrative offences protocols under the Article 206<sup>2</sup> of CAC were drawn up in respect of 117 persons, of which 106 were citizens of the Republic of Lithuania; in 2012, under the Article 206 – 1 704 persons, under Article 206<sup>2</sup> of CAC – 5 persons, under Article 206<sup>5</sup> of CAC - 6), 2009–2011 – data from Migration Units of Territorial Police Offices (According to the data of the State Border Control Service under the



## 11.4. Aliens obliged to depart and expelled aliens

### 11.4.1. Number of aliens obliged to depart from the Republic of Lithuania from 2009 to 2013, by citizenship

Citizenship	2009	2010	2011	2012	2013
<b>European states, including:</b>	<b>819</b>	<b>938</b>	<b>1 111</b>	<b>199</b>	<b>7</b>
- Belarusian	285	358	470	31	-
- Russian	343	399	509	151	2
- Ukrainian	99	121	82	9	-
<b>North American states</b>	<b>5</b>	<b>6</b>	<b>9</b>	<b>1</b>	<b>-</b>
<b>Central and South American states</b>	<b>2</b>	<b>1</b>	<b>1</b>	<b>-</b>	<b>1</b>
<b>Australian and Oceania states</b>	<b>-</b>	<b>-</b>	<b>1</b>	<b>-</b>	<b>-</b>
<b>African states</b>	<b>8</b>	<b>4</b>	<b>11</b>	<b>2</b>	<b>-</b>
<b>Asian states, including:</b>	<b>200</b>	<b>237</b>	<b>483</b>	<b>44</b>	<b>3</b>
- Kazakh	74	69	141	8	-
<b>Without citizenship</b>	<b>1</b>	<b>2</b>	<b>2</b>	<b>3</b>	<b>2</b>
<b>Unknown</b>	<b>-</b>	<b>-</b>	<b>-</b>	<b>3</b>	<b>-</b>
<b>In total</b>	<b>1 035</b>	<b>1 188</b>	<b>1 618</b>	<b>252</b>	<b>13</b>

**Source.** 2008–2009 – Migration Units of the Territorial Police Offices, State Border Guard Service under the Mol and Aliens' Register data, 2010–2012 – Aliens' Register data.

**Note.** Before 1 February 2012, on the grounds specified in Article 125 of the Law on the Legal Status of Aliens of the Republic of Lithuania, decisions were taken on the alien's obligation to depart from the Republic of Lithuania, and from 1 February 2012, after the entry into force of amendments to the said law - decisions on the return to a foreign country, or if the alien has a valid document issued by the other Member State of the European Union or the European Free Trade Association, granting the right to stay or live in it - decisions on the alien's obligation to depart from the Republic of Lithuania to that state.

### 11.4.2. Number of aliens, in respected of which the decision was made to return them to a foreign country, from 2009 to 2013, by citizenship

Citizenship	2009	2010	2011	2012	2013
<b>European states, including:</b>	<b>15</b>	<b>19</b>	<b>21</b>	<b>903</b>	<b>929</b>
- Belarusian	2	3	-	371	415
- Russian	8	9	6	422	392
- Ukrainian	-	1	1	63	69
<b>North American states</b>	<b>-</b>	<b>-</b>	<b>-</b>	<b>2</b>	<b>9</b>
<b>Central and South American states</b>	<b>-</b>	<b>-</b>	<b>-</b>	<b>2</b>	<b>5</b>
<b>African states</b>	<b>-</b>	<b>-</b>	<b>-</b>	<b>8</b>	<b>19</b>
<b>Asian states, including:</b>	<b>5</b>	<b>2</b>	<b>8</b>	<b>531</b>	<b>554</b>
- Kazakh	-	-	-	132	124
<b>Australia and Oceania states</b>	<b>-</b>	<b>-</b>	<b>-</b>	<b>-</b>	<b>3</b>
<b>Without citizenship</b>	<b>-</b>	<b>-</b>	<b>-</b>	<b>3</b>	<b>1</b>
<b>Not identified</b>	<b>-</b>	<b>-</b>	<b>-</b>	<b>10</b>	<b>-</b>
<b>In total</b>	<b>20</b>	<b>21</b>	<b>29</b>	<b>1 459</b>	<b>1 520</b>

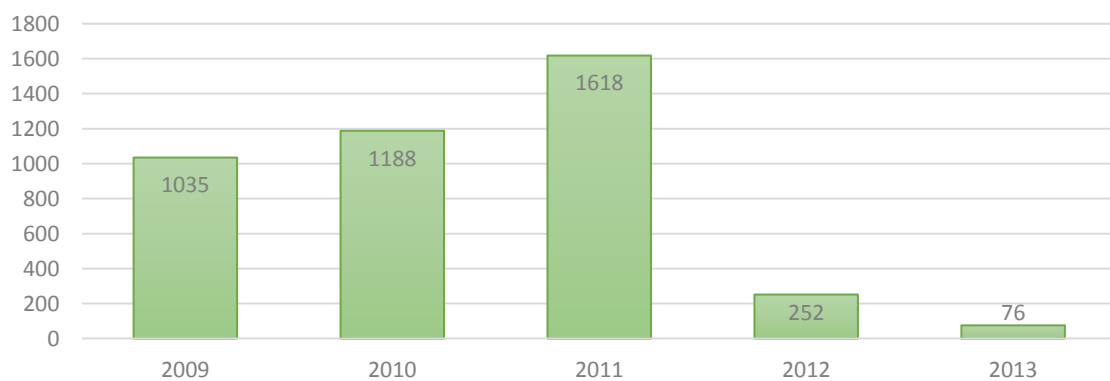
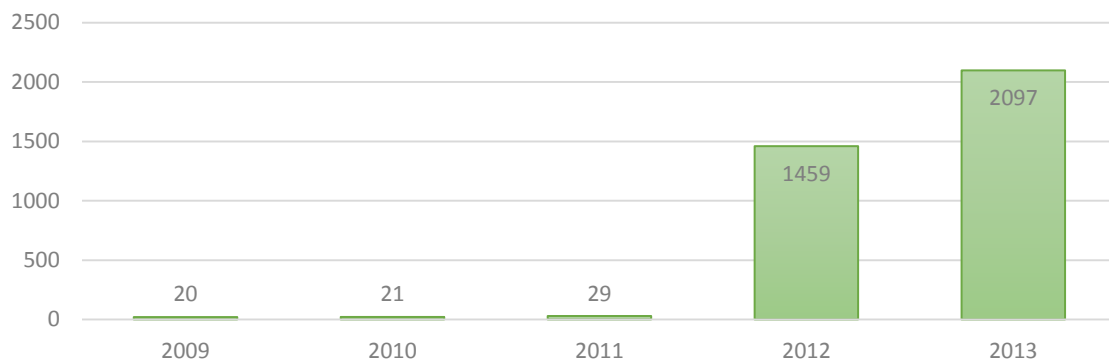
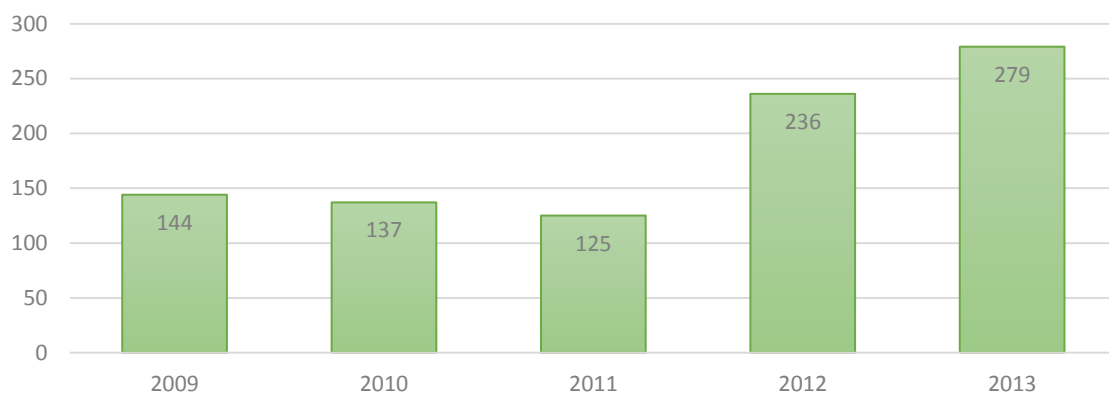
**Source.** Aliens' Register data.

**Note.** Before 1 February 2012, on the grounds specified in Article 125 of the Law on the Legal Status of Aliens of the Republic of Lithuania, decisions were taken on the alien's obligation to depart from the Republic of Lithuania, and from 1 February 2012, after the entry into force of amendments to the said law - decisions on the return to a foreign country, or if the alien has a valid document issued by the other Member State of the European Union or the European Free Trade Association, granting the right to stay or live in it - decisions on the alien's obligation to depart from the Republic of Lithuania to that state.

**11.4.3. Number of aliens expelled from the Republic of Lithuania from 2009 to 2013, by citizenship**

Citizenship	2009	2010	2011	2012	2013
<b>European states, including:</b>	<b>117</b>	<b>121</b>	<b>102</b>	<b>202</b>	<b>224</b>
- Belarusian	26	19	19	22	15
- Georgian	18	29	46	136	173
- Russian	33	41	21	36	26
- Ukrainian	10	7	7	2	3
<b>Central and South American states</b>	-	<b>1</b>	-	-	-
<b>African states</b>	<b>3</b>	<b>3</b>	<b>1</b>	<b>3</b>	<b>1</b>
<b>Asian states</b>	<b>24</b>	<b>12</b>	<b>22</b>	<b>31</b>	<b>53</b>
<b>Without citizenship</b>	-	-	-	-	<b>1</b>
<b>In total</b>	<b>144</b>	<b>137</b>	<b>125</b>	<b>236</b>	<b>279</b>

Source. Aliens' Register data.

**Number of aliens obliged to depart from the Republic of Lithuania from 2009 to 2013****Number of aliens, in respected of which the decision was made to return them to a foreign country, from 2009 to 2013****Number of aliens expelled from the Republic of Lithuania from 2009 to 2013**

## 12. CITIZENSHIP OF THE REPUBLIC OF LITHUANIA

### 12.1. Granting of citizenship of the Republic of Lithuania

#### 12.1.1. Granting of citizenship of the Republic of Lithuania in 2013, by grounds for granting citizenship

Grounds for granting the citizenship of the Republic of Lithuania	Number of persons
By way of birth	36 461
By restoration procedure	870
By facilitated procedure	36
By way of naturalization	173
By way of exception	1
By way of restoration	37
By establishing the fact of holding the citizenship of the Republic of Lithuania	401
<b>In total</b>	<b>37 979</b>

Source. Residents' Register, Chancellery of the President of the Republic of Lithuania, the Migration Department under the Mol data.

#### 12.1.2. Number of persons granted citizenship of the Republic of Lithuania by way of naturalization

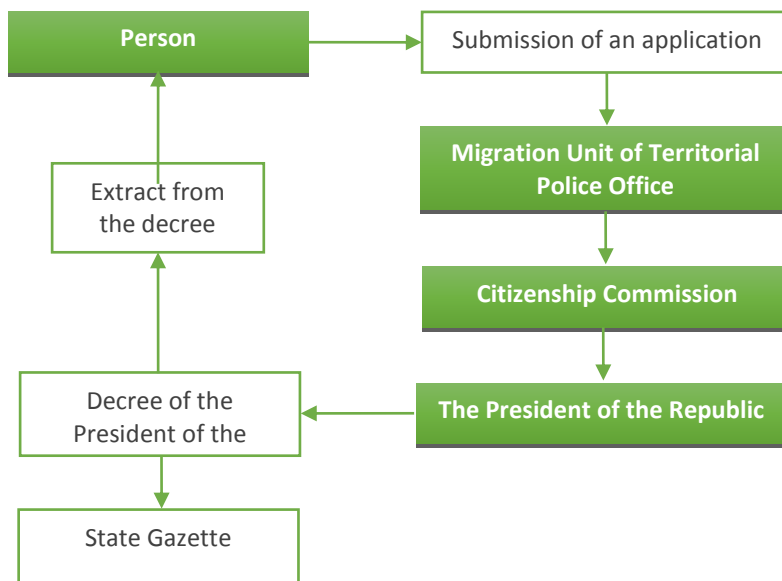
Citizenship of persons applying for the citizenship of the Republic of Lithuania (at the moment of application)	2009	2010	2011	2012	2013
Afghan	-	-	2	-	-
Albanian	1	-	1	-	-
Armenian	4	2	6	7	8
Azerbaijani	1	1	-	1	-
Belarusian	12	11	17	14	14
Without citizenship	106	78	125	86	57
Egyptian	-	-	-	1	1
Georgian	1	1	-	1	3
Indian	2	-	-	1	1
Iranian	-	-	-	1	-
Israeli	1	-	-	-	1
Kazakh	3	2	5	4	2
Chinese	1	-	3	1	-
Kyrgyz	-	1	-	-	-
Latvian	-	2	-	-	1
Polish	1	-	-	4	-
Lebanese	1	-	4	2	3
Macedonian	1	-	-	-	-
Mauritanian	-	-	1	-	-
Moldovan	-	1	3	1	2
Nigerian	1	-	-	-	-
Pakistani	-	-	1	-	1
Russian	49	43	97	39	53
Syria	-	-	-	-	1
Surinamese	1	-	-	-	-
Tajikistan	-	-	-	-	1
Turkish	-	1	1	1	4
Turkmen	-	-	1	-	-
Ukrainian	27	19	44	19	19
Uzbek	1	-	-	-	-
Vietnam	-	-	-	-	1



<b>In total</b>	<b>214</b>	<b>162</b>	<b>311</b>	<b>183</b>	<b>173</b>
-----------------	------------	------------	------------	------------	------------

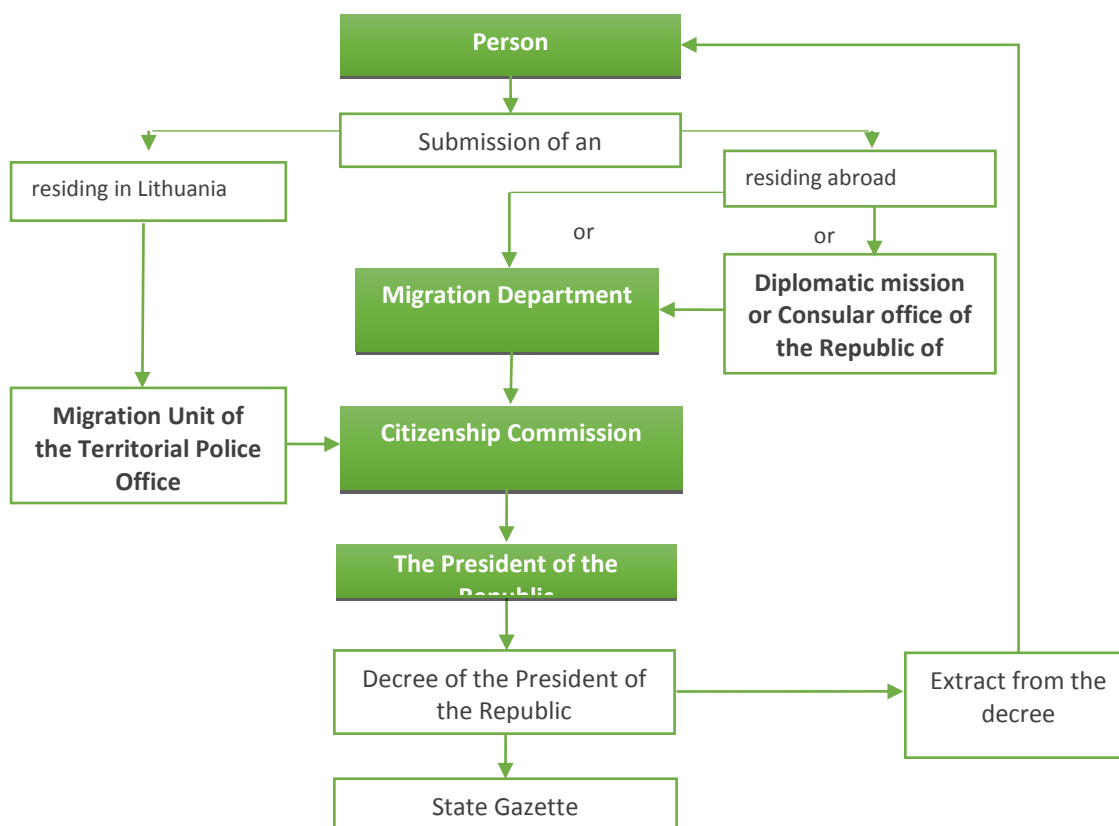
Source. Chancellery of the President of the Republic of Lithuania data.

**12.1.3. Granting of citizenship of the Republic of Lithuania by way of naturalization. Flow Chart**



Note. A person who is granted citizenship of the Republic of Lithuania by way of naturalization, becomes a citizen of and acquires rights, freedoms, and obligations of a citizen of the Republic of Lithuania only after taking an oath of allegiance to the Republic of Lithuania.

**12.1.4. Granting of citizenship of the Republic of Lithuania by a simplified procedure. Flow Chart**



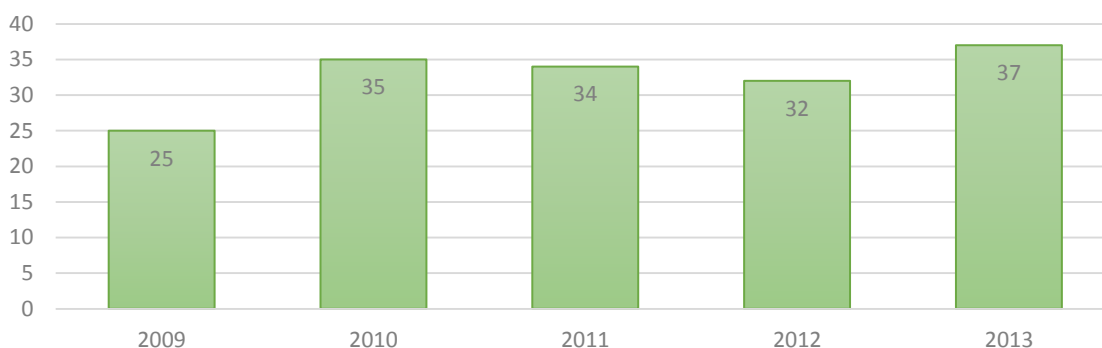
Note. A person who is granted citizenship of the Republic of Lithuania by way of simplified procedure, becomes a citizen of and acquires rights, freedoms, and obligations of a citizen of the Republic of Lithuania only after taking an oath of allegiance to the Republic of Lithuania.

**12.1.5. Number of persons to whom the citizenship of the Republic of Lithuania was restored from 2009 to 2013, by grounds for restoration**

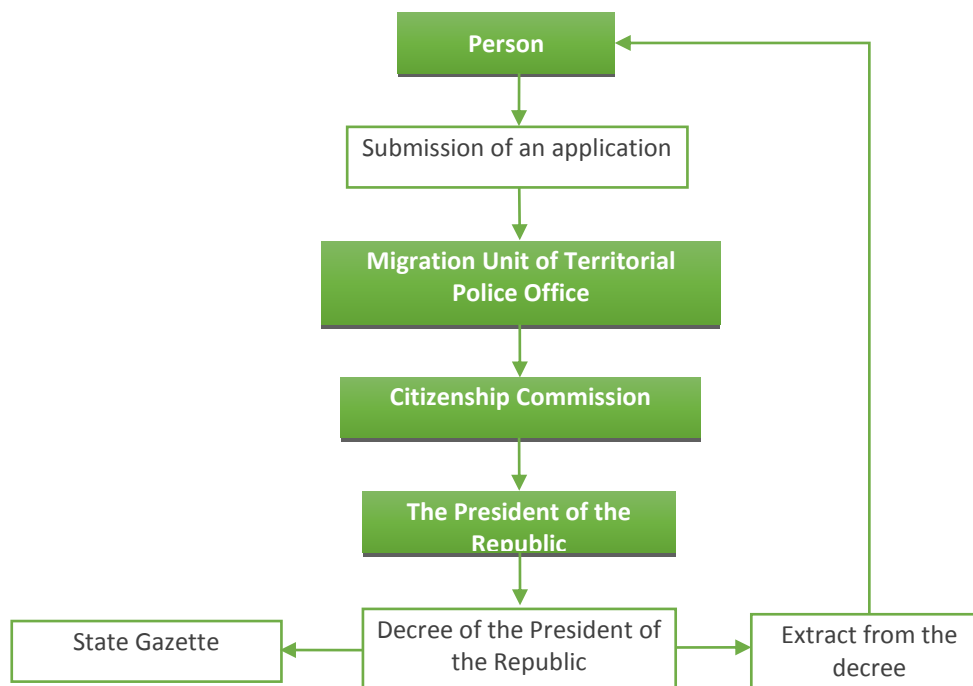
Grounds for restoring citizenship of the Republic of Lithuania	2009	2010	2011	2012	2013
Under Article 20 (1) of the Law on Citizenship (until 2011-04-01)	4	17	7*	2*	-
Under Article 20 (2) of the Law on Citizenship (until 2011-04-01)	3	4	5*	-	-
Under Article 20 (3) of the Law on Citizenship (until 2011-04-01)	18	14	19*	2*	-
Under Article 21 of the Law on Citizenship (in force from 2011-04-01)	-	-	3	28	37
<b>In total</b>	<b>25</b>	<b>35</b>	<b>34</b>	<b>32</b>	<b>37</b>

\*Based on applications received before 1 April 2011.

Source. Chancellery of the President of the Republic of Lithuania, the Migration Department under the Mol data.

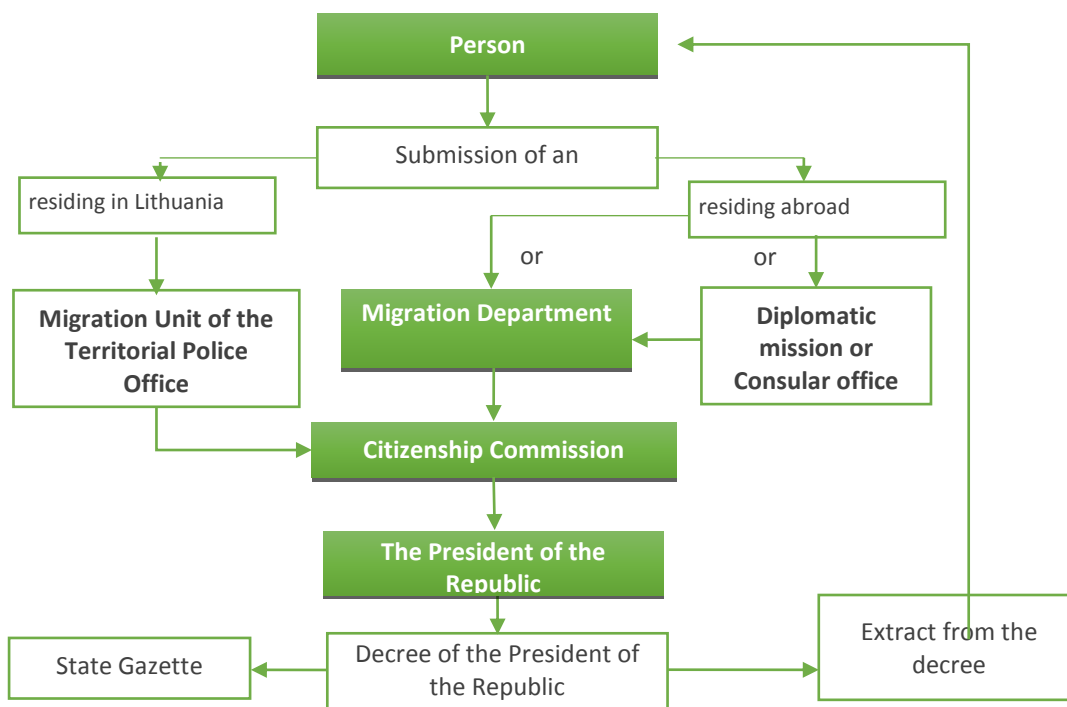


**12.1.6. Restoration of citizenship of the Republic of Lithuania under the Article 21 (Parts 2 and 3) of the Law on Citizenship. Flow chart**



**Note.** A person who is granted citizenship of the Republic of Lithuania by way of restoration, becomes a citizen of and acquires rights, freedoms, and obligations of a citizen of the Republic of Lithuania only after taking an oath of allegiance to the Republic of Lithuania.

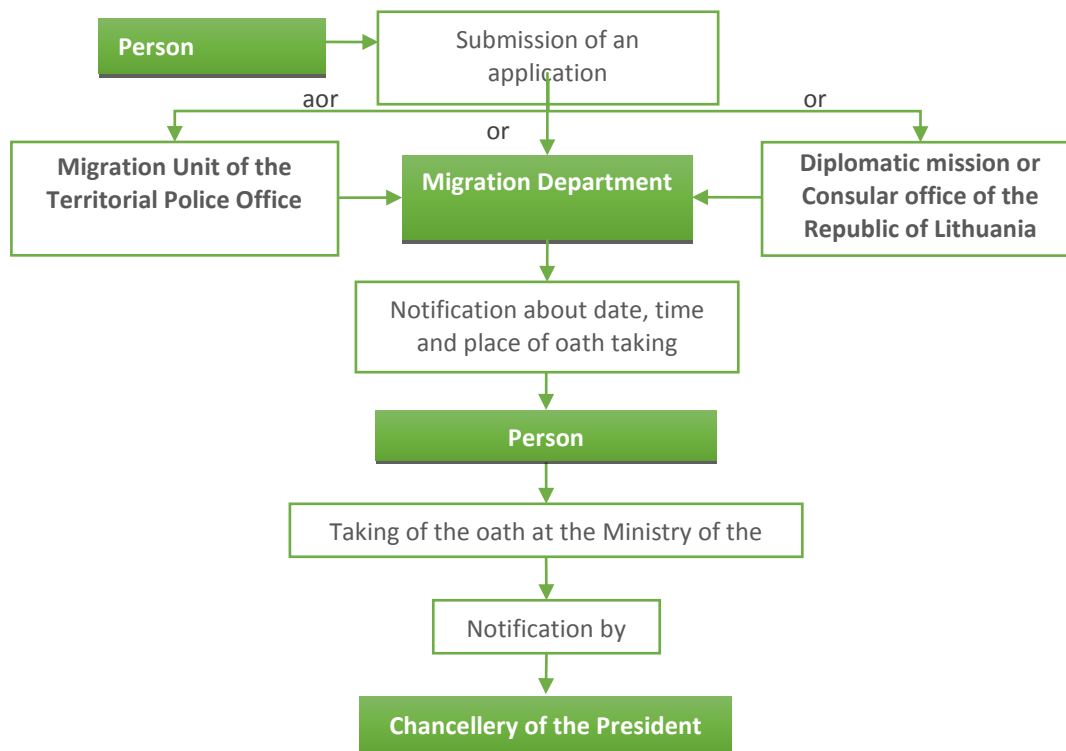
**12.1.7. Restoration of citizenship of the Republic of Lithuania under the Article 21 (4) of the Law on Citizenship. Flow Chart**



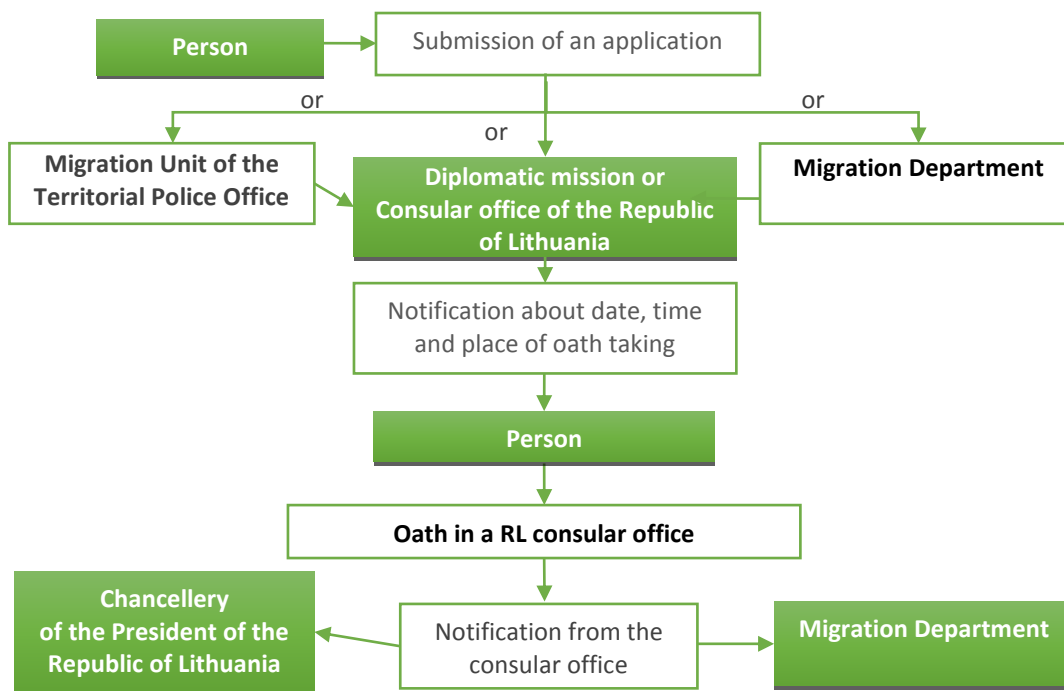
*Note.* A person who is granted citizenship of the Republic of Lithuania by way of restoration, becomes a citizen of and acquires rights, freedoms, and obligations of a citizen of the Republic of Lithuania only after taking an oath of allegiance to the Republic of Lithuania.

**12.2. Taking an oath to the Republic of Lithuania**

**12.2.1. Taking of the oath by a person in the Ministry of the Interior. Flow Chart**



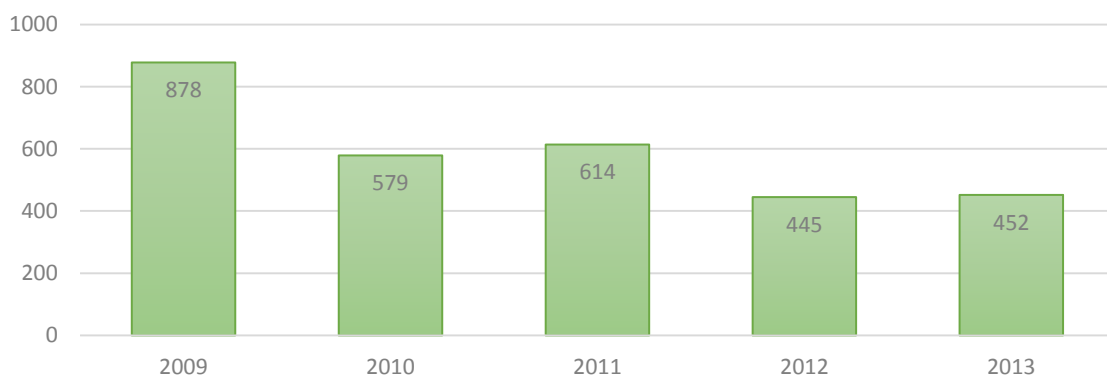
**12.2.2. Taking of the oath by a person in a consular office. Flow Chart**



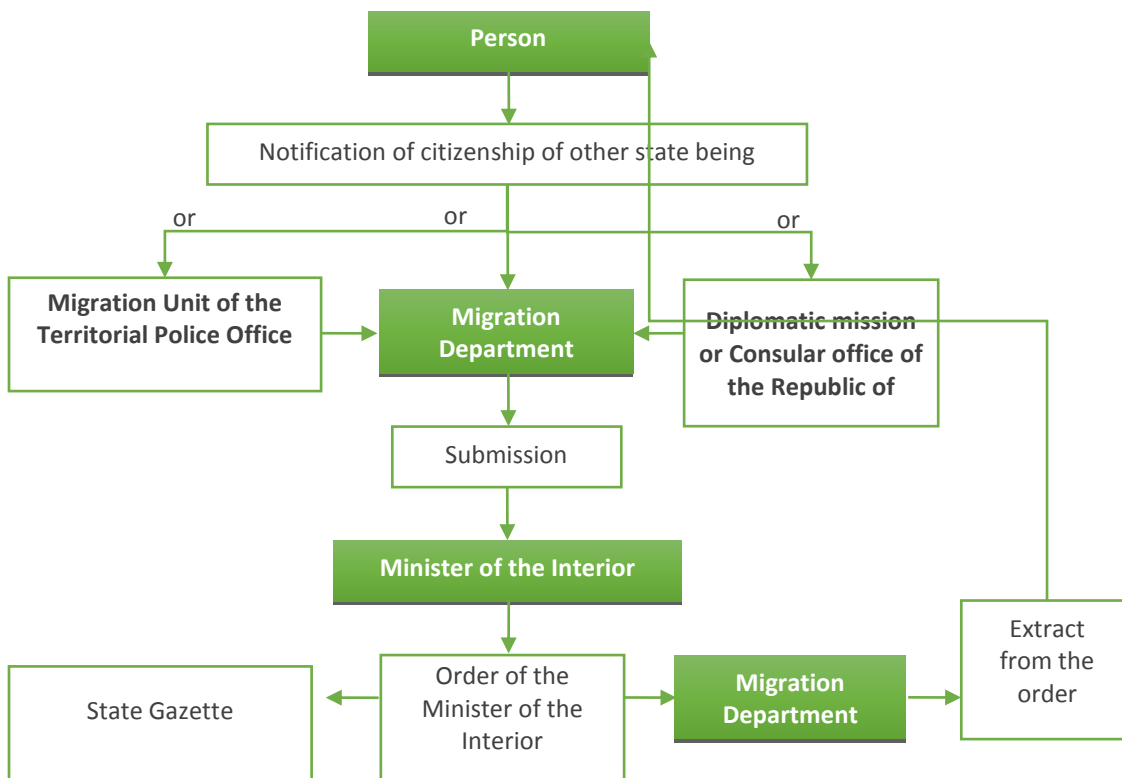
### 12.3. Loss and renouncement of citizenship of the Republic of Lithuania

#### 12.3.1. Number of persons who lost citizenship of the Republic of Lithuania

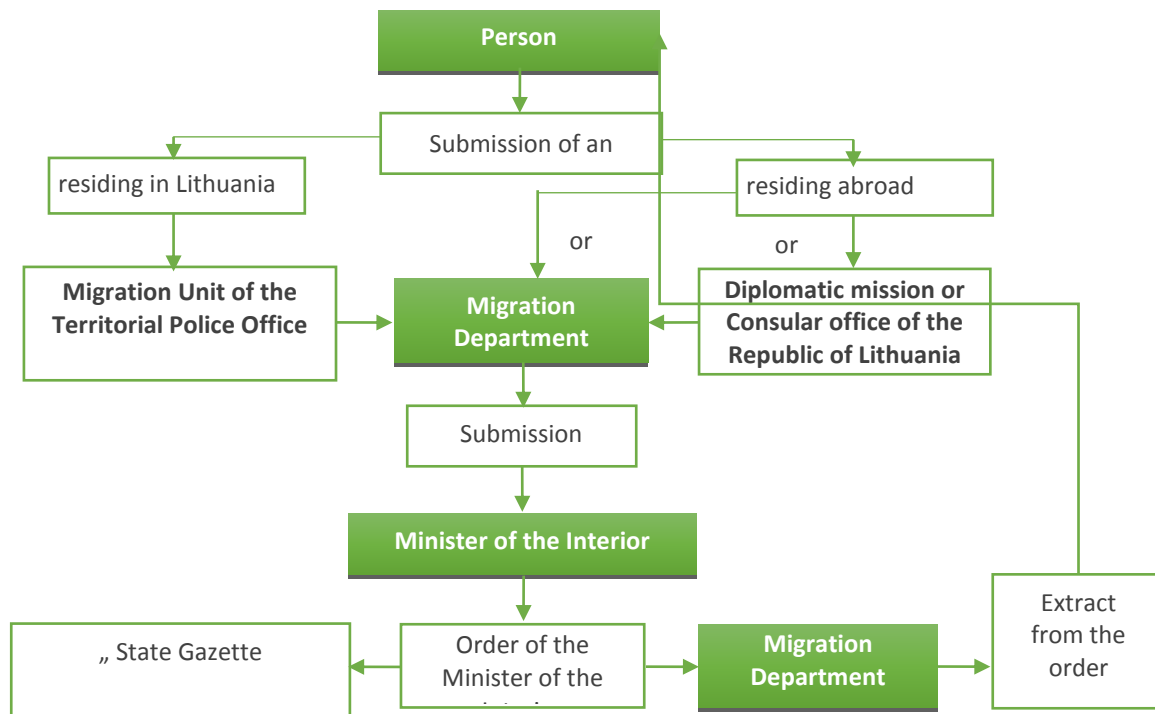
Grounds for loss of the citizenship of the Republic of Lithuania	2009	2010	2011	2012	2013
Refusing Lithuanian citizenship	94	60	71	26	43
Acquiring citizenship of another State	784	519	543	419	409
<b>In total</b>	<b>878</b>	<b>579</b>	<b>614</b>	<b>445</b>	<b>452</b>



#### 12.3.2. Loss of citizenship of the Republic of Lithuania due to acquiring citizenship of another State. Flow Chart



### 12.3.3. Renouncing citizenship of the Republic of Lithuania. Flow Chart



### 12.4. Retention of the right to citizenship of the Republic of Lithuania

#### 12.4.1. Number of passed decisions on retention of the right of aliens to citizenship of the Republic of Lithuania

Citizenship	2009	2010	2011*	2012*	2013*
Argentinian	1	-	-	-	-
Armenian	-	-	-	2	-
Azerbaijani	3	1	-	1	-
Belarusian	102	93	84	7	-
Without citizenship	1	-	1	-	-
Brazilian	1	7	1	1	-
Georgian	2	2	-	1	-
Israeli	8	1	6	-	-
USA	-	1	3	-	-
Canadian	1	-	-	-	-
Kazakh	4	2	5	-	-
Latvian	-	1	-	-	-
Polish	-	-	-	-	-
Moldovan	-	-	5	-	-
Norwegian	-	-	-	-	-
French	-	-	-	-	-
Russian	71	54	32	4	-
Swiss	-	-	-	-	-
Ukrainian	11	12	9	3	-
Uruguayan	9	3	-	1	-
Uzbek	1	-	1	-	-
German	-	-	-	1	-
<b>In total</b>	<b>215</b>	<b>177</b>	<b>147</b>	<b>21</b>	<b>-</b>

\* Based on applications received before 01/04/2011.

**12.4.2. Number of issued certificates for retention of the right to citizenship of the Republic of Lithuania**

Citizenship	2009	2010	2011	2012	2013*
Armenian	-	-	-	2	-
Azerbaijani	3	1	-	2	-
Belarusian	110	95	57	132	-
Without citizenship	-	-	3	8	-
Brazilian	1	3	1	-	-
Georgian	1	-	1	1	-
Israeli	5	1	3	2	-
USA	-	-	1	1	-
Kazakh	4	3	3	5	-
Latvian	-	1	-	-	-
Polish	-	-	-	1	-
French	-	-	-	-	-
Russian	78	43	33	47	-
Swiss	-	-	-	-	-
Ukrainian	10	10	9	11	-
Uruguayan	14	-	1	1	-
Uzbek	1	-	1	-	-
German	-	-	-	-	-
<b>In total</b>	<b>227</b>	<b>157</b>	<b>113</b>	<b>213</b>	<b>-</b>

\* Certificates for retention of the right to citizenship of the Republic of Lithuania not issued from 01/01/2013.

**12.4.3. Number of issued certificates confirming the right to restore the citizenship of the Republic of Lithuania by citizenship in 2013**

Citizenship	2013
Belarusian	31
Israeli	1
Kazakh	1
Russian	10
Ukrainian	2
<b>In total</b>	<b>45</b>

Note. Certificates confirming the right to restore the citizenship of the Republic of Lithuania begin to issue in 01/01/2013.

**12.4.4. Number of issued certificates confirming Lithuanian descent by citizenship in 2013**

Citizenship	2013
Belarusian	61
Polish	1
Russian	11
Ukrainian	4
<b>In total</b>	<b>77</b>

Note. Certificates confirming Lithuanian descent begin to issue in 01/01/2013.

## 13. REPRESENTATION IN COURT SESSIONS

### 13.1. Data on representation in Court sessions within the competence of the Migration Department in 2013, by citizenship of persons that have lodged complaints (applications)

Citizenship	Participated in Court sessions			Participation inadministrative/ civil cases as interested/ third person	Upheld decisions of the Migration Department			Decisions to revoke the decision of the Migration Department / Regional Administrative Court and return case to the Migration Department / Regional Administrative Court for repeated examination			Decisions to revoke the decision of the Migration Department (partial annulment)			Decisions to terminate the administrative case and leave the complaint untried		
	VRAC	SACL	In total		VRAC	SACL	In total	VRAC	SACL	In total	VRAC	SACL	In total	VRAC	SACL	In total
Stateless person	1	-	1	7	-	1	1	-	-	-	-	-	-	-	-	-
Afghan	3	3	6	-	3	-	3	-	-	-	-	-	-	-	-	-
Armenian	4	-	4	5	-	-	-	-	-	-	-	-	-	1	-	1
Azerbaijani	3	-	3	1	1	-	1	1	-	1	1	-	1	-	-	-
Belarusian	5	1	6	3	3	3	6	-	-	-	2	2	4	-	-	-
Egypt	4	1	5	1	2	1	3	-	-	-	-	-	-	-	-	-
Georgian	76	3	79	-	54	1	55	3	-	3	-	-	-	18	2	20
Indian	1	-	1	1	1	-	1	-	-	-	-	-	-	-	-	-
Israeli	-	-	-	2	-	-	-	-	-	-	-	-	-	-	-	-
USA	1	-	1	2	1	-	1	-	-	-	-	-	-	-	-	-
Cameroon	1	1	2	2	1	1	2	-	-	-	-	-	-	-	-	-
Kazakh	-	-	-	1	-	-	-	-	-	-	-	-	-	-	-	-
Chinese	2	-	2	-	1	-	1	-	-	-	-	-	-	1	-	1
Kyrgyz	4	4	8	-	1	2	3	3	-	3	-	-	-	-	2	2
Lebanes	2	-	2	-	1	-	1	-	-	-	-	-	-	-	-	-
Lithuanian	-	-	-	2	-	-	-	-	-	-	-	-	-	-	-	-
Moldova	1	-	1	1	-	-	-	-	-	-	-	-	-	-	-	-
Nigerian	5	-	5	5	1	-	1	-	-	-	1	-	1	-	-	-
Pakistani	3	-	3	1	3	1	4	-	-	-	-	-	-	-	-	-
Russian	22	7	29	2	15	6	21	-	-	-	-	-	-	5	1	6
Ukrainian	-	1	1	-	-	-	-	-	1	1	-	-	-	-	-	-
Vietnamese	38	8	46	-	34	2	36	-	-	-	-	-	-	4	6	10
<b>In total</b>	<b>176</b>	<b>29</b>	<b>205</b>	<b>36</b>	<b>122</b>	<b>18</b>	<b>140</b>	<b>7</b>	<b>1</b>	<b>8</b>	<b>4</b>	<b>2</b>	<b>6</b>	<b>29</b>	<b>11</b>	<b>40</b>



### 13.2. Data on participation in Court sessions within the competence of the Migration Department in 2013, by subject of complaints (applications)

Subject of the complaint (application)	Court decision of general competence, unrelated to rights and obligations of the Migration Department	at the Vilnius county administrative court			at the Lithuanian Supreme Administrative Court		
		Decision of the Migration Department upheld	Decisions to terminate the administrative case and leave the complaint untried	Decision of the Migration Department revoked	Decision of the Migration Department upheld	Decisions to terminate the administrative case and leave the complaint untried	Decision of the Migration Department revoked
<b>Participation in administrative cases as a respondent regarding:</b>	-	-	-	-	-	-	-
decisions concerning the citizenship of the Republic of Lithuania	-	2	1	-	1	-	-
regarding the prohibition to enter the territory of the Republic of Lithuania	-	1	-	4	2	-	2
revoking of the decision to expel an alien from the Republic of Lithuania	-	1	-	1	-	-	-
refusal to issue a permanent residence permit	-	4	-	-	-	-	-
not granting asylum	-	110	28	3	14	11	1
decision to refuse replacement of a temporary residence permit / withdrawal of a temporary residence permit	-	4	-	3	1	-	-
<b>Participation in administrative/civil cases as concerned/third person:</b>	-	-	-	-	-	-	-
regarding establishment of facts of legal significance	10	-	-	-	-	-	-
<b>In total</b>	<b>10</b>	<b>122</b>	<b>29</b>	<b>11</b>	<b>18</b>	<b>11</b>	<b>3</b>

**13.3. Data on representation of the Migration Department in Courts on issues covering competence of territorial police units migration subdivisions according to subject of complaint (application) in 2013**

Subject of the complaint (application)	At courts of general competence		At county administrative courts		At Supreme Administrative Court	In total
	Answers to complaints admitted/ decisions upheld	Answers to complaints not admitted/decisions rejected	Decision upheld	Decision revoked/ application rejected	Decision upheld	
Accommodation of an alien in the Foreigner's Registration Centre	113	-	-	-	-	<b>113</b>
On establishing juridical fact	25	-	-	-	-	<b>25</b>
On imposing administrative fine	-	-	-	-	-	<b>-</b>
Other questions	5	-	1	1	-	<b>7</b>
<b>In total</b>	<b>143</b>	<b>-</b>	<b>1</b>	<b>1</b>	<b>-</b>	<b>145</b>

Source. Migration Units of Territorial Police Offices

## 14. CONSULAR FEE, STATE DUTY AND FINES

### 14.1. Collection of the Consular fee for the issue of visas, other documents and provided consular services (in thousands Lt)

Object of the consular fee	2009	2010	2011	2012	2013
For the issue of visa	30 517,0	35 184,2	44 748,1	54 127,3	60 481,6
For the issue of a facilitated transit document	102,9	180,4	216,0	307,1	343,8
For other consular services	3 504,9	7 069,6	7 064,9	7 780,4	8 140,3
<b>In total</b>	<b>34 124,8</b>	<b>42 434,2</b>	<b>52 029,0</b>	<b>62 214,8</b>	<b>68 965,7</b>

Source. Consular Department of the Ministry of Foreign Affairs of the Republic of Lithuania data.

### 14.2. Collection of state duty

(in thousands Lt)

Object of the duty	2009	2010	2011	2012	2013
Issue/replacement of a personal identity card	20 748,0	21 696,2	8 778,6	9 125,5	12 589,4
Issue/replacement of a passport	21 890,8	23 914,3	29 556,7	28 738,4	31 451,6
Examination of applications concerning citizenship of the Republic of Lithuania	-	-	7,2	33,1	73,2
Issue of the certificate of retaining of the right to Lithuanian citizenship	1,4	2,0	4,0	4,2	3,1
Issue of a temporary certificate	-	-	-	55,4	44,5
Issue of a certificate to a national of an EU Member State proving his right to reside in the Republic of Lithuania	-	-	-	5,3	5,7
Issue of a residence permit (temporary and permanent)	293,1	363,5	266,6	548,4	840,4
Issue/replacement of a permit of a long term resident of the Republic of Lithuania to reside in the EC	2 503,4	2 523,4	2 937,5	4 516,1	5 329,9
Issue/replacement of a temporary residence permit of the Republic of Lithuania	334,3	347,3	430,4	261,5	219,7
Issue of a visa of the Republic of Lithuania, extension of the period of validity	56,8	76,8	47,7	78,4	61,6
Issue/replacement of a travel document of a stateless person	32,6	1 514,2	1 731,3	1 927,5	2 098,5
Approval of an invitation to a natural/legal person	1,0	1,5	1,1	1,0	3,3
Issue/replacement of a refugee's travel document	4,0	5,2	4,2	6,6	6,9
Issue/replacement of alien's passport	246,4	30,4	52,3	61,5	67,4
Other services	46 111,8	50 474,8	43 817,6	45 362,9	52 795,2
<b>In total</b>					

Source: Migration Department under the MoI, Migration Units of Territorial Police Offices, State Border Control Service under the MoI data.

**14.3. Fines for Administrative offences in accordance with Articles of the Administrative Offences Code**  
(Lt)

Articles of the Administrative Offences Code	Sumokėta baudų				
	2009	2010	2011	2012	2013
200 str.	10 580	4 265	2 465	3 215	2 025
200 <sup>2</sup> str.	2 305	-	-	-	-
201 <sup>2</sup> str.	-	-	-	2 510	1 580
204 str.	150	400	50	75	75
204 <sup>1</sup> str.	300	750	50	400	-
206 str.	40 350	31 450	32 310	47 879	35 000
206 <sup>1</sup> str.	850	4 925	8 060	-	-
206 <sup>2</sup> str.	2 035	2 100	-	250	750
206 <sup>3</sup> str.	16 000	24 700	4 500	2 000	6 000
206 <sup>5</sup> str.	-	-	-	125	-
Iš viso	72 570	68 590	47 435	56 454	45 430

Source. Migration Units of Territorial Police Offices data







**3. to non EU or EFTA Member States nationals or their family members**  
**3.1. SCHENGEN VISA / NATIONAL VISA**



**3.2. FACILITATED TRANSPORT DOCUMENT AND FACILITATED RAIL TRANSPORT DOCUMENT (ONLY TO THE RUSSIAN FEDERATION NATIONALS)**

**FACILITATED TRANSIT DOCUMENT**

**FACILITATED RAILWAY TRANSIT DOCUMENT**



**3.3. TEMPORARY RESIDENCE PERMIT OF THE REPUBLIC OF LITHUANIA**









### 4. foreign nationals who have retained the right to citizenship of the Republic of Lithuania or persons of Lithuanian origin

