




**MIGRATION DEPARTMENT
UNDER THE MINISTRY OF THE INTERIOR OF THE REPUBLIC OF LITHUANIA**



MIGRATION YEARBOOK 2010



Vilnius, 2011



**MIGRATION DEPARTMENT
UNDER THE MINISTRY OF THE INTERIOR OF THE REPUBLIC OF LITHUANIA**

MIGRATION YEARBOOK 2010

Vilnius 2011

PREFACE

We always repeat that the migration processes are endless and highly important. Sometimes we even think that this assumption is determined by the fact we work in this area. On the other hand maybe this is not the only reason; we are facing public discussions, various opinions or announcements of different experts on this theme daily, and the number of comments on the articles in internet news portals beats all the records.

The storm clouds are gathering over the unconscionable degree of emigration from our country, leaders of foreign countries capitulate against the problems of socialization and integration of immigrants and admit that the idea of multicultural Europe collapses, though have no vision what to do next. We will not bypass similar difficulties either.

We observed much bigger flows of departure than arrival to our country during the past two years. Maybe these numbers are not totally precise – the exact numbers of these flows will emerge after the population census in 2011. But it is doubtful the results of the census could change the knowing that we are exclusive in Europe – the general number of migrants composes 14 % in Lithuania, meanwhile it constitutes only 3 % in Europe. Willy-nilly the resurgent economy and labor market of our country will need an “injection” from the third countries. Thus the immigration flows that have recently decreased will recover. These processes will have to be not only monitored and managed, but also decisions meeting both economic and demographic demands of our population and arriving foreigners will have to be made. These decisions must be considered and politically approved. We have no authority and are not empowered to make them. Therefore we represent the facts as possible guidelines for making appropriate and right decisions by persons having powers to pass them – politicians. We dare to remind that *The Guidelines of the Immigration Policy of Lithuania* (adopted by the Government of the Republic of Lithuania in 2008) contain one important provision, among others, which, in our opinion, should be fundamental for the decision makers: the attraction of lacking workforce from the third countries can in no means stimulate the economic emigration of Lithuanian population.

This is the seventh *Migration Year Book*. What the next one will be and if it will be we do not know as the processes of migration management in Lithuania is under reformation. Most part of decisions making on the legal status of aliens will be assigned to the territorial migration services. The Migration Department loses this status although for 19 years it has been a central institution of our country which regulated processes of migration. Good if it serves for common good...

We thank the Office of the President of the Republic of Lithuania, the Consular Department of the Ministry of Foreign Affairs, the Ministry of Social Security and Labour, the Department of Statistics to the Government of the Republic of Lithuania, to the institutions under the Ministry of Internal Affairs – the State Border Guard Service and the Foreigners’ Registration Centre under the control of the Service, the Police Department and migration subdivisions of the territorial police agencies, Personalization of Identity Documents Centre, the Residents’ Register Service, – to all who have contributed to the preparation of the Migration Year Book 2010.

Director of the Migration Department under the Ministry
of the Interior of the Republic of Lithuania



Almantas Gavėnas

CONTENT

1. GENERAL PROVISIONS	5
2. PERSONAL DOCUMENTS OF THE CITIZENS OF THE REPUBLIC OF LITHUANIA	15
3. MIGRATION OF ALIENS AND CITIZENS OF THE REPUBLIC OF LITHUANIA	21
4. VISAS	27
5. FACILITATED TRANSIT FOR THE CITIZENS OF THE RUSSIAN FEDERATION	39
6. FREE MOVEMENT OF PERSONS	43
7. TEMPORARY RESIDENCE PERMITS IN THE REPUBLIC OF LITHUANIA .	55
8. PERMITS OF A LONG TERM RESIDENT OF THE REPUBLIC OF LITHUANIA TO RESIDE IN THE EUROPEAN COMMUNITY	63
9. TRAVEL DOCUMENTS OF THE REPUBLIC OF LITHUANIA ISSUED TO ALIENS	71
10. CITIZENSHIP OF THE REPUBLIC OF LITHUANIA.....	79
11. ASYLUM IN THE REPUBLIC OF LITHUANIA	91
12. ALIENS' CONTROL.....	103
13. REPRESENTATION IN COURT SESSIONS AND MEETINGS OF THE SUPREME COMMISSION ON ADMINISTRATIVE DISPUTES.....	113
14. CONSULAR FEE, STATE DUTY AND FINES	117

1. GENERAL PROVISIONS

1.1. The main events of 2010 in the areas of free movement of persons, visas, migration, asylum, citizenship, issue of personal identity and travel documents

1.2. Structure of management of migration processes in the Republic of Lithuania

1.3. Structure of the Migration Department under the Ministry of the Interior of the Republic of Lithuania

1.4. The main legal acts of the Republic of Lithuania regulating management of migration processes

1.5. Number of aliens residing in the Republic of Lithuania as of the beginning of 2011 (thous.)

1.6. Number of aliens residing in the Republic of Lithuania as of the beginning of 2011, by nationality

1.7. Number of aliens residing in the Republic of Lithuania according to municipalities as of the beginning of 2011

1.8. Number of aliens residing in the Republic of Lithuania as of the beginning of 2011, by documents confirming the legal status of alien in the Republic of Lithuania

1.1. The main events of 2010 in the areas of free movement of persons, visas, migration, asylum, citizenship, issue of personal identity and travel documents

General matters of migration processes' management

- **On 30 December 2009** the List of Professions that are Understaffed in the Republic of Lithuania was approved by the Order of the Minister of Social Security and Labour for the 1st half of the year according to the economic activity types with a view to creating better possibilities for employers to get qualified employees from abroad. On 2 July 2010, this list was updated for the 2nd half of the year.
- **On 27 April** the Order of Travel Documents which Empower Aliens to Arrive to the Republic of Lithuania Recognition and the list of these documents were approved by the Order of the Minister of Foreign Affairs and Minister of Internal Affairs. State Border Guard Service under the Ministry of the Interior of the Republic of Lithuania was assigned as a responsible institution for collecting and keeping of travel documents' examples.
- **On 1 September** the draft on amendments to the Law on the Legal Status of Aliens of the Republic of Lithuania was provided to the Parliament of the Republic of Lithuania. Thus the provisions of regulations approved by the European Parliament and Council and other EU legal acts on free movement of persons, visas, migration and issue of travel documents will be implemented in the national law. Due to a possible inconsistency of the provided draft law with the Constitution of the Republic of Lithuania and the constitutional principles of legal certainty and rule of law, the deliberations on the draft law were not begun; the draft was returned to the Government of the Republic of Lithuania for improvement.
- **On 5 November** the Police Commissioner General of Lithuania signed the order to establish the Migration subdivision in the Police Department under the Ministry of the Interior from 1 March 2011.
- **In 2010** the provisions of legislation regulating the order of issue and replacement of personal identity cards, passports, certificates confirming the right of an EU Member State national to permanently reside in the Republic of Lithuania, residence permit in the Republic of Lithuania of a family member of the citizen of an EU Member State, visas, permits of a long term resident in the Republic of Lithuania to reside in the European Community, temporary residence permit in the Republic of Lithuania, certificate of retention of the right to the citizenship of the Republic of Lithuania, travel document of a stateless person, refugee's travel document and aliens' passport, related to the reduction of the administrative burden for residents were amended – the obligations to provide documents containing data available in databases, documents confirming that state duty was paid, certificates on registration of civil state acts' records if the civil state of a person can be verified in the Residents' Register database were cancelled.

Visas

- **On 17 June** the Agreement on Rates of Consular Fees was signed between the Government of the Republic of Lithuania and the Cabinet of Ministers of Ukraine. The citizens of the Republic of Lithuania and Ukraine will not be charged for the examination of application to issue a national long-term visa.
- **On 24 August** the Agreement on Mutual Representation on Visa Issue Procedures by Diplomatic Missions and Consular Offices was signed between the Government of the Republic of Lithuania and the Government of Federal Republic of Germany.
- **On 8 December** the resolution of the Government of the Republic of Lithuania established that the starting date of the Lithuanian National Visas Information System is the same as of Visas Information System's exploitation date established by the European Commission (the date is still indeterminate).
- **From 15 December** the visas requirement is not applicable for citizens of Albania and Herzegovina-Bosnia who hold biometric passports and travel to the territory of the European Union.

Local border traffic

- **On 20 October** the Agreement on Frontier Residents Travel Order was signed in Minsk (Belarus) by the Government of the Republic of Lithuania and the Government of the Republic of Belarus (the agreement has not entered into force yet).

Asylum

- **On 29 April** the annual European Refugee Fund programme for 2010 was approved by the Order of the Minister of Social Security and Labour.
- **On 19 May** the European Parliament and Council established the European Asylum Support Office. The main purpose of this Office is to ensure a better cooperation among EU member states in the area of asylum. Lithuania also contributes to the activities of the Office.
- **On 22 November** the Cooperation Agreement on Asylum Issues was signed between the Migration Department and Lithuanian Red Cross Association.
- **On 30 December** the Reserve of National Asylum Experts was compiled by the Order of the Minister of the Interior. National contact person responsible for the communication with the European Asylum Support Office, the member of the Administrative Board and his deputy were assigned.

Control of Aliens

- **On 29 September** the Protocol on the Implementation of the Agreement on Illegal Persons Readmission was signed in Chisinau (Moldova) between the Government of the Republic of Lithuania and the Government of the Republic of Moldova (the protocol have not entered into force yet).
- **On 4 November** the Agreement on Illegal Residents Readmission between the European Community and the Republic of Islamic Pakistan entered into force.

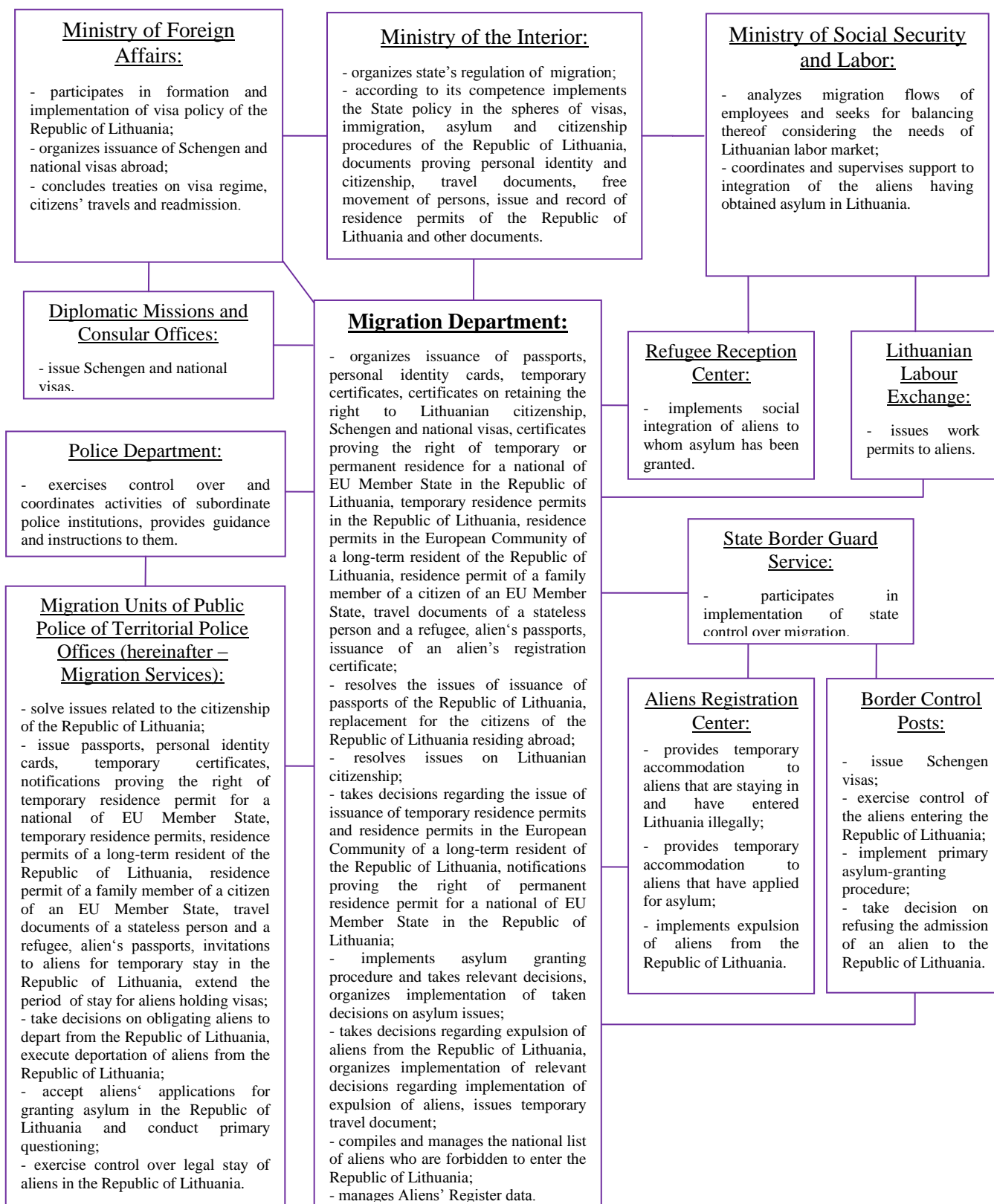
Citizenship

- **On 2 December** the new edition of the Law on Citizenship of the Republic of Lithuania was approved by the Parliament of the Republic of Lithuania (it will enter into force from 1 April 2011).

Personal and citizenship identification documents

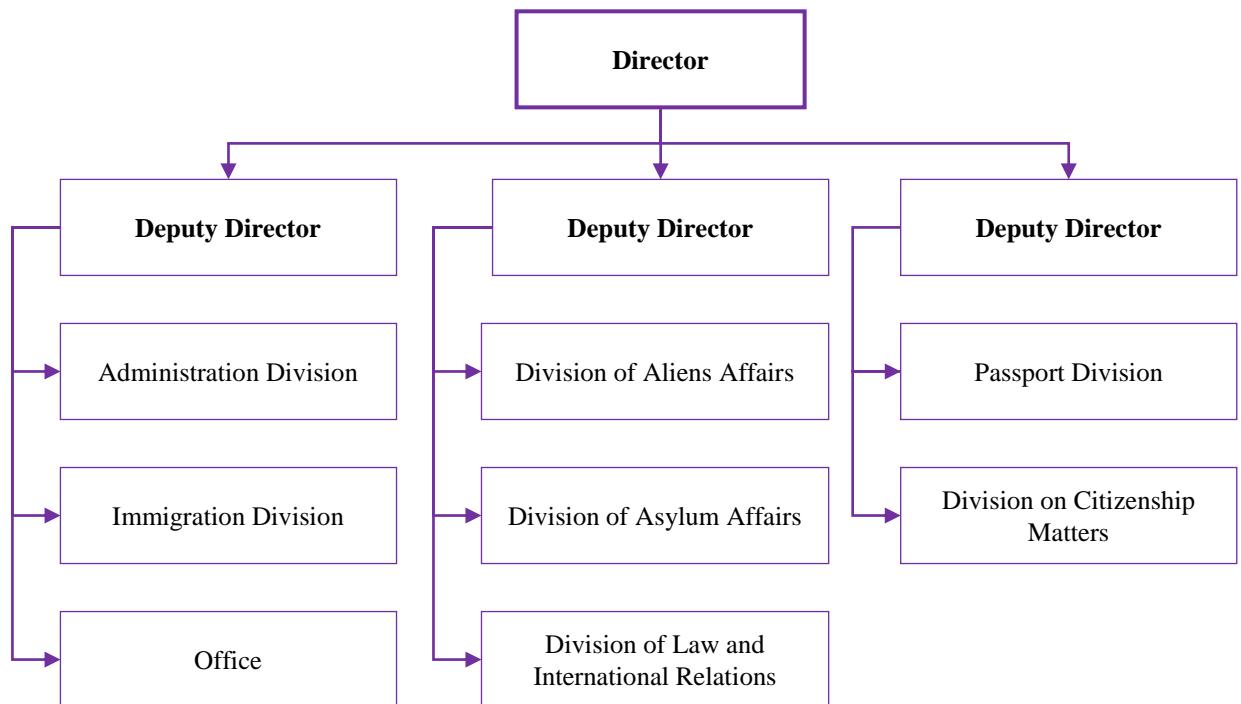
- **On 28 January** the Order on Issue, Replacement, Announcing as Invalid or Termination of a Diplomatic Passport was approved by the Minister of Foreign Affairs.
- **On 12 October** the Parliament of the Republic of Lithuania approved the amendments to the Law of the Republic of Lithuania on Personal Identity Card and Law of the Republic of Lithuania on Passport. These amendments determine that the citizen of the Republic of Lithuania has a right to choose what kind of a document proving his / her personal identity and citizenship he / she would like to obtain – an identity card or a passport.
- **On 12 October** the amendments to the Law of the Republic of Lithuania on Service Passport were approved by the Parliament of the Republic of Lithuania. The amendments determine that the service passport can be issue to the citizens of the Republic of Lithuania who has a personal identity card, passport of the Republic of Lithuania or passport of the citizen of the Republic of Lithuania. The requirement to have a personal identity card was cancelled.
- **12 October** the amendments to the Law of the Republic of Lithuania on Fees were approved by the Parliament of the Republic of Lithuania. These amendments determine that the fee for the issue or replacement of a personal identity card or passport (one document by person's own choice) in general order will be reduced by 50 % for persons under 18 years and persons who have reached the age of retirement pension (which is determined by Law of the Republic of Lithuania on State's Social Security Pensions).
- **On 15 December** the Government of the Republic of Lithuania approved the resolution by which the fee for an issue a personal identity card has been reduced by 50 LTL, the fee for an issue of a passport has been enlarged by 50 LTL from the 1 January 2011. Citizens of the Republic of Lithuania are able to choose which document do they need more – a personal identity card or a passport. The requirement of having a personal identity card is no longer obligatory.
- **23 December** the function of organizing the person's identity and citizenship proving documents issue was assigned to the Police department under the Ministry of the Interior from 2 May 2011 by the Order of the Minister of the Interior (till now that was the function of the Migration Department).
- **30 December** the Order on Issue of the Temporary Certificate and its form was approved by the Order of the Minister of the Interior.

1.2. Structure of Management of Migration Processes in the Republic of Lithuania



1.3. Structure of the Migration Department under the Ministry of the Interior of the Republic of Lithuania

(as of 1 January 2011)



The Migration Department under the Ministry of the Interior of the Republic of Lithuania was established on 21 May 1992 by the Order of the Minister of the Interior Petras Valiukas upon merging two divisions of the Ministry: the Emigration and Immigration Service under the Ministry of the Interior and the Passport Board of the Ministry of the Interior. Former directors of the Migration Department: Edvardas Gružas (1992–1993), Česlovas Kazimieras Blažys (1993–1995), Vladas Minkevičius (1995–1999). Almantas Gavėnas has been the head of the Migration Department since 1999.

Migration Department under the Ministry of the Interior comprises 107 posts.

1.4. The main legal acts of the Republic of Lithuania regulating management of migration processes

(as of 1 January 2011)

Law of the Republic of Lithuania on the Legal Status of Aliens (as amended, in force since 30 April 2004).

Law of the Republic of Lithuania Implementing the Law on the Legal Status of Aliens (in force since 30 April 2004).

Law of the Republic of Lithuania on Citizenship (in force since 22 July 2008).

Law of the Republic of Lithuania on Personal Identity Card (in force since 1 January 2003).

Law of the Republic of Lithuania Implementing the Law on Personal Identity Card (in force since 21 November 2001).

Law of the Republic of Lithuania on Passport (as amended, in force since 1 January 2003).

International treaties of the Republic of Lithuania on Travelling of Citizens of both states (in force with 2 states: Belarus and Russia).

International treaties of the Republic of Lithuania on the order of frontier residents' traveling (signed with Belarus but not in force yet).

Readmission treaties of the Republic of Lithuania (in force with 24 states: Armenia, Austria, Belgium, Estonia, Greece, Iceland, Spain, Italy, Croatia, Latvia, Poland, Luxembourg, Moldova, the Netherlands, Portugal, France, Romania, Russia, Slovenia, Finland, Switzerland, Sweden, Ukraine, Germany).

1.5. Number of aliens residing in the Republic of Lithuania as of the beginning of 2011 (thous.)

	2006	2007	2008	2009	2010	2011
Population, including:	3 403,3	3 384,9	3 366,2	3 350,1	3 329,0	3 244,5
Aliens	35,3	33,1	33,4	32,9	32,5	29,6
Share of aliens in total national population, %	1,04	0,98	0,99	0,98	0,98	0,91

Sources:

1. Department of Statistics under the Government of the Republic of Lithuania.
2. Personalization of Identity Documents Centre under the Ministry of the Interior (2006) and Migration Services (2007–2011).

1.6. Number of aliens residing in the Republic of Lithuania as of the beginning of 2011, by nationality

Nationality	2006	2011	Change, %
European States, including:	24 511	23 009	-6,1
- EU Member States, including:	2 263	2 417	6,8
- Latvia	391	405	3,6
- Poland	541	439	-18,9
- Germany	398	417	4,8
- EFTA Member States	111	87	-21,6
- Other European States, including:	22 137	20 505	-7,4
- Armenia	322	325	0,9
- Belarus	4 020	4 714	17,3
- Georgia	136	207	52,2
- Russia	14 676	12 176	-17,0
- Ukraine	2 539	2 443	-3,8
North America States, including:	435	470	8,0
- the USA	402	430	7,0
Central and South America States	57	78	36,8
Australia and Oceania	19	25	31,6
Asian States, including:	1 502	1 791	19,2
- Israel	323	369	14,2
- Kazakhstan	290	255	-12,1
- China	218	327	50,0
- Lebanon	156	123	-21,2
African States	58	155	167,2
Stateless persons	8 708	4 453	-49,9
Total	35 290	29 981	-15,0

Note. At the beginning of 2011 nationals of 113 states and stateless persons with valid documents confirming their legal status in the Republic of Lithuania were residing in the Republic of Lithuania.

Source. Residents' Register Service under the Ministry of the Interior.

1.7. Number of aliens residing in the Republic of Lithuania according to municipalities as of the beginning of 2011

Municipality	Number of aliens	Municipality	Number of aliens
Alytus county	835	Šiauliai county	1 811
Druskininkai	360	Šiauliai town, region	1 359
Alytus town, region	300	Akmenė region	81
Lazdijai region	31	Joniškis region	97
Varėna region	144	Kelmė region	68
Kaunas county	4 417	Pakruojis region	57
Kaunas town	2 936	Radviliškis region	149
Birštonas	10	Tauragė county	295
Jonava region	480	Jurbarkas region	57
Kaišiadorys region	92	Pagėgiai	53
Kaunas region	405	Šilalė region	37
Kėdainiai region	339	Tauragė region	148
Prienai region	94	Telšiai county	720
Raseiniai region	61	Mažeikiai region	421
Klaipėda county	4 126	Plungė region	158
Klaipėda town	3 272	Rietavas	8
Neringa	39	Telšiai region	133
Palanga town	199	Utena county	4 123
Klaipėda region	302	Visaginas	3 493
Kretinga region	127	Anykščiai region	65
Skudadas region	40	Ignalina region	214
Šilutė region	147	Molėtai region	68
Marijampolė county	404	Utena region	114
Marijampolė	219	Zarasai region	169
Kalvarija	22	Vilnius county	11 928
Kazlų Rūda	23	Vilnius town, region	9 696
Šakiai region	55	Elektrėnai	301
Vilkaviškis region	85	Šalčininkai region	812
Panevėžys county	942	Širvintos region	83
Panevėžys town, region	677	Švenčionys region	477
Biržai region	66	Trakai region	327
Kupiškis region	54	Ukmergė region	232
Pasvalys region	55	Total	29 601
Rokiškis region	90		

Note. The table does not include aliens whose residence declaration data is deleted at the request of the owner of residential premises and who failed to declare residence.

Source. Migration services.

1.8. Number of aliens residing in the Republic of Lithuania as of the beginning of 2011, by documents confirming the legal status of alien in the Republic of Lithuania

Nationality	Document confirming the legal status of alien in the Republic of Lithuania					
	Certificate for a national of an EU Member State proving his right to reside in the Republic of Lithuania ^x	Certificate for a national of an EU Member State proving his right to reside permanent in the Republic of Lithuania ^{xx}	Permit to the family member of an EU Member State national to reside in the Republic of Lithuania	Permit to the family member of an EU Member State national to reside permanent in the Republic of Lithuania	Residence permit in the Republic of Lithuania	Permit of a long term resident of the Republic of Lithuania to reside in the European Community
European States, including:	1 891	613	65	4	6 576	13 860
- EU Member States, including:	1 821	596	-	-	-	-
- Latvia	276	129	-	-	-	-
- Poland	234	205	-	-	-	-
- Germany	321	96	-	-	-	-
- EFTA Member States	70	17	-	-	-	-
- Other European States, including:	-	-	65	4	6 576	13 860
- Armenia	-	-	-	-	124	201
- Belarus	-	-	9	1	2 693	2 011
- Russia	-	-	32	1	2 069	10 074
- Ukraine	-	-	12	-	1 137	1 292
North America States, including:	-	-	8	-	265	197
- the USA	-	-	5	-	236	189
Central and South America States	-	-	1	-	51	26
Australia and Oceania	-	-	-	1	17	7
Asian States, including:	-	-	17	-	1 008	766
- Israel	-	-	2	-	182	185
- Kazakhstan	-	-	-	-	63	192
- China	-	-	1	-	237	89
African states	-	-	12	-	116	27
Stateless	-	-	50	5	47	4 351
Total	1 891	613	153	10	8 080	19 234

^x Including citizens of the European Union member states, possessing permits of the citizen of the European Community to reside, which are valid till 30 September 2013.

^{xx} Including citizens of the European Union member states, possessing permits of the citizen of the European Community to reside permanently, which are valid till 8 January 2017.

Source. Residents' Register Service under the Ministry of the Interior.

2. PERSONAL DOCUMENTS OF THE CITIZENS OF THE REPUBLIC OF LITHUANIA

2.1. Issue of Personal Identity cards to the citizens of the Republic of Lithuania

2.2. Issue of a Personal Identity Card to a citizen of the Republic of Lithuania. Flow Chart

2.3. Issue of passports of the Republic of Lithuania to the citizens of the Republic of Lithuania

2.4. Issue of a passport of the Republic of Lithuania to a citizen of the Republic of Lithuania residing in the Republic of Lithuania. Flow Chart

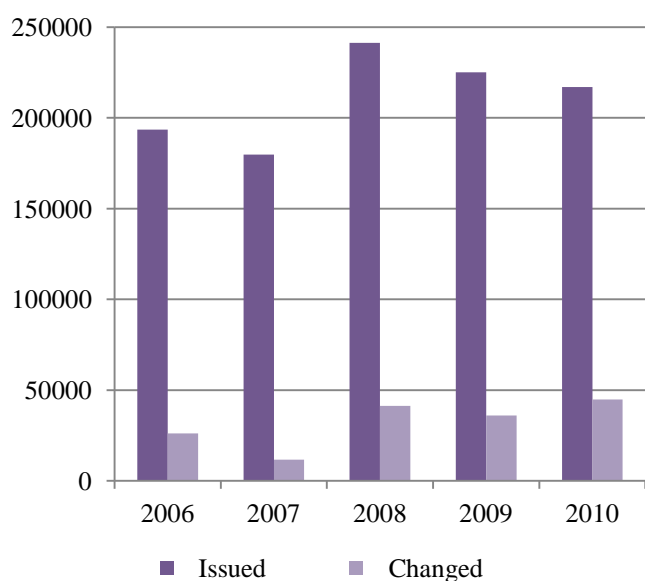
2.5. Issue of a passport of the Republic of Lithuania to a citizen of the Republic of Lithuania residing in a foreign state. Flow Chart

2.1. Issue of Personal Identity cards to the citizens of the Republic of Lithuania

	2006	2007	2008	2009	2010
Number of issued Personal Identity cards, including:	219 777	191 450	282 672	260 936	261 819
- changed	26 192	11 691	41 327	35 951	44 811

Source. Residents' Register Service under the Ministry of the Interior.

Personal Identity Card was the main personal document of a citizen of the Republic of Lithuania confirming his identity and citizenship and intended for use in the Republic of Lithuania until 31 December 2010.



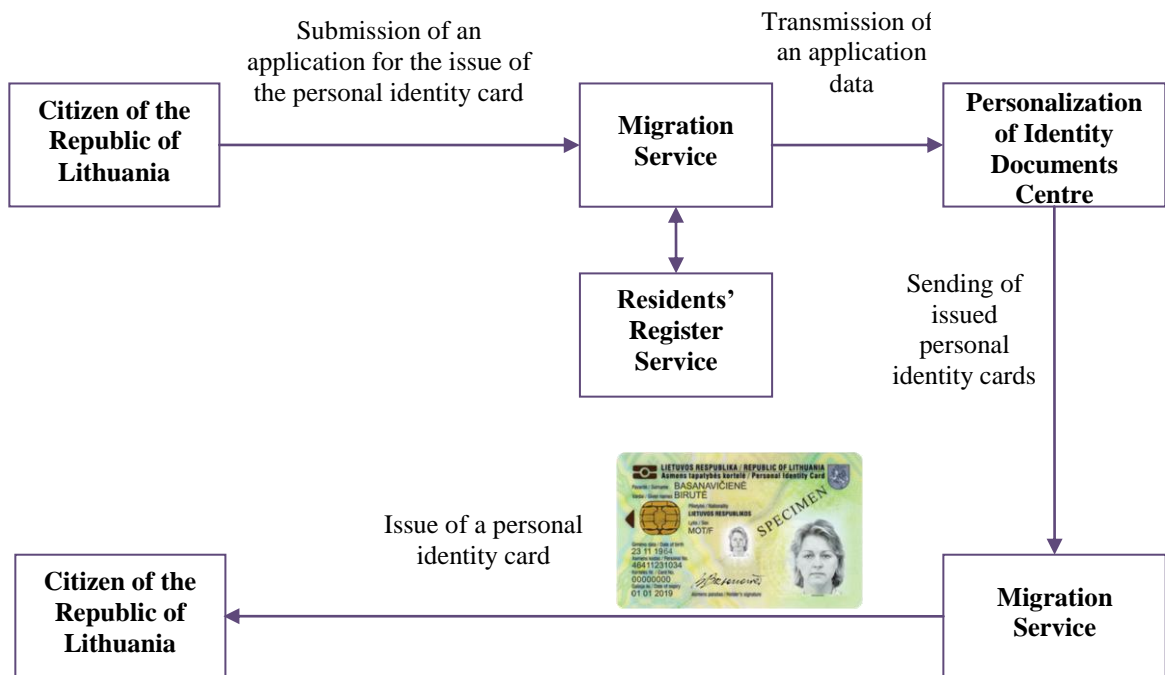
Personal Identity Card may be also used for travelling to foreign states. Under the provisions of the Directive 2004/38/EC of the European Parliament and of the Council of 29 April 2004 all citizens of European Union Member States (Ireland, Austria, Belgium, Bulgaria, Czech Republic, Denmark, Estonia, Greece, Spain, Italy, Great Britain, Cyprus, Latvia, Poland, Lithuania, Luxembourg, Malta, the Netherlands, Portugal, France, Romania, Slovakia, Slovenia, Finland, Sweden, Hungary, Germany) possessing valid Personal Identity Cards have the right to leave the territory of a Member State for entering another Member State. The countries accepting the Personal Identity Cards of the Republic of Lithuania are the following: Andorra, Iceland, Montenegro, Croatia, Liechtenstein, Macedonia, Monaco, Norway, San Marino, Switzerland and Vatican.

Personal Identity Card may be used for the identification or confirmation of the personal identity in the electronic environment and for signing the electronic documents.

Personal Identity Card is issued obligatory to every citizen of the Republic of Lithuania over 16 years of age and residing in Lithuania, and in a case of need – to children under 16.

Source. Article 2 (1-4) of the Law of the Republic of Lithuania on Personal Identity Card of 6 November 2001.

2.2. Issue of a Personal Identity Card to a citizen of the Republic of Lithuania. Flow Chart



A citizen of the Republic of Lithuania must submit to the selected Migration Service:

- an application;
- document proving person's identity and citizenship of the Republic of Lithuania;
- 2 photographs, which must be identical and corresponding the age of a citizen, if there are no technical possibilities to scan the face image of the citizen with the biometric data registration equipment or if a citizen requests that his face image was scanned from photograph.

State fees in the amount prescribed by the Government must be paid for the issuance and replacement of an identity card.

State fees for issuance and replacement of an identity card are not applicable for citizens who are exempted from state fees under the Law of the Republic of Lithuania on fees and charges.

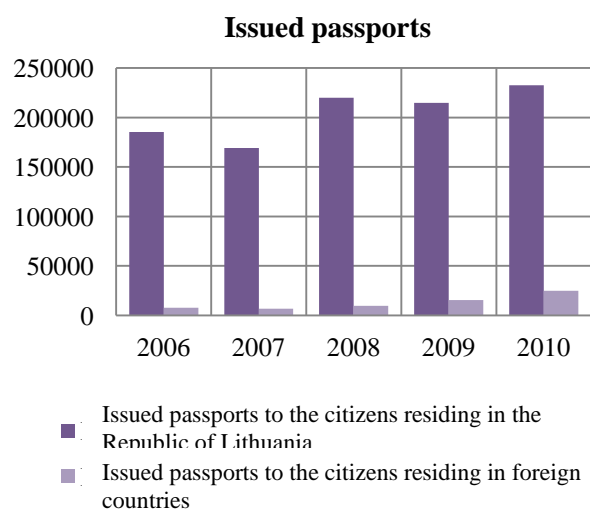
Personal Identity card can be issued in common or urgent order. Personal identity card is issued not later than within 1 month from the date of receiving an application to issue or replace an identity card by the Migration Service in common order. Personal Identity card can be issued within 1 working day or within 5 working days in urgent cases.

Source. Article 5 (2, 13, 14) of Law of the Republic of Lithuania on Personal Identity Card of 6 November 2001, Article 6 of Law of the Republic of Lithuania on fees and charges of the 13 June 2000, paragraphs 4, 4¹, 7, 8, 30 and 69 of the Order on Issue, Change, Announcement as Invalid or Termination of Personal Identity card approved by the Order of the Minister of the Interior of the Republic of Lithuania of 24 December 2008.

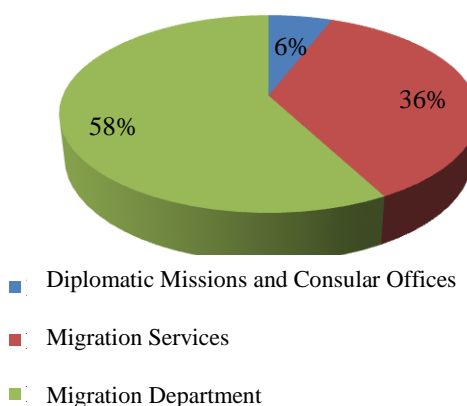
2.3. Issue of passports of the Republic of Lithuania to the citizens of the Republic of Lithuania

	2006	2007	2008	2009	2010
Number of passports issued to the citizens residing in the Republic of Lithuania	185 219	169 036	219 817	214 702	232 577
Number of passports issued to the citizens residing in foreign states, including:	7 594	6 582	9 492	15 351	24 954
Diplomatic Missions and Consular Offices	-	-	-	-	1 471
Migration Services	-	-	-	349	9 061
Migration Department	7 594	6 582	9 492	15 002	14 422
Total	192 813	175 618	229 309	230 053	257 531

Source. Residents' Register Service under the Ministry of the Interior.



Issued passports to the citizens residing in foreign countries in 2010



A passport is a personal document of a citizen of the Republic of Lithuania, confirming his identity and citizenship, and designated for travelling to foreign countries. Passport can also be used inside the Republic of Lithuania. It is not obligatory to possess a passport; it is issued at citizen's request.

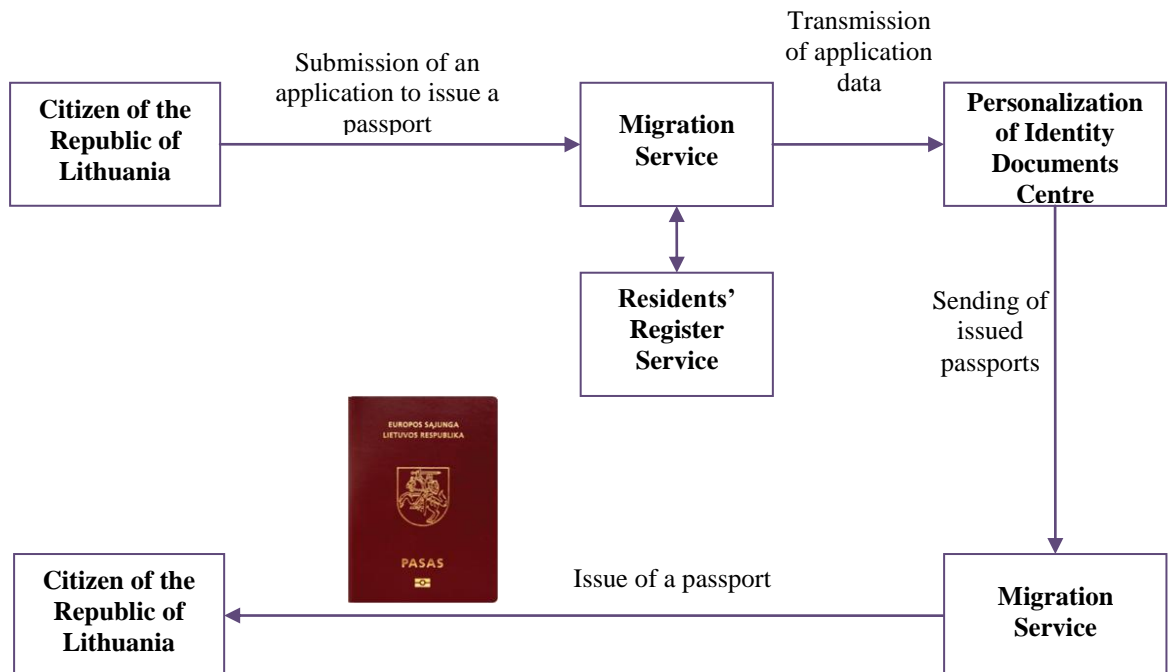
Passport is issued to the citizens residing in the Republic of Lithuania or in a foreign state.

Passport may be issued to a citizen irrespective to his age.

Source. Article 2 (1-3), Article 5 (2-4) of the Law on Passport of the Republic of Lithuania of 8 November 2001.



2.4. Issue of a passport of the Republic of Lithuania to a citizen of the Republic of Lithuania residing in the Republic of Lithuania. Flow chart



A citizen of the Republic of Lithuania must submit to the selected Migration Service:

- an application;
- document proving person's identity and citizenship of the Republic of Lithuania;
- 2 photographs, which must be identical and corresponding the age of a citizen, if there if a citizen under 1 year old does not arrive to a migration service or are no technical possibilities to scan the face image of the citizen with the biometric data registration equipment or if a citizen requests that his face image was scanned from photograph.

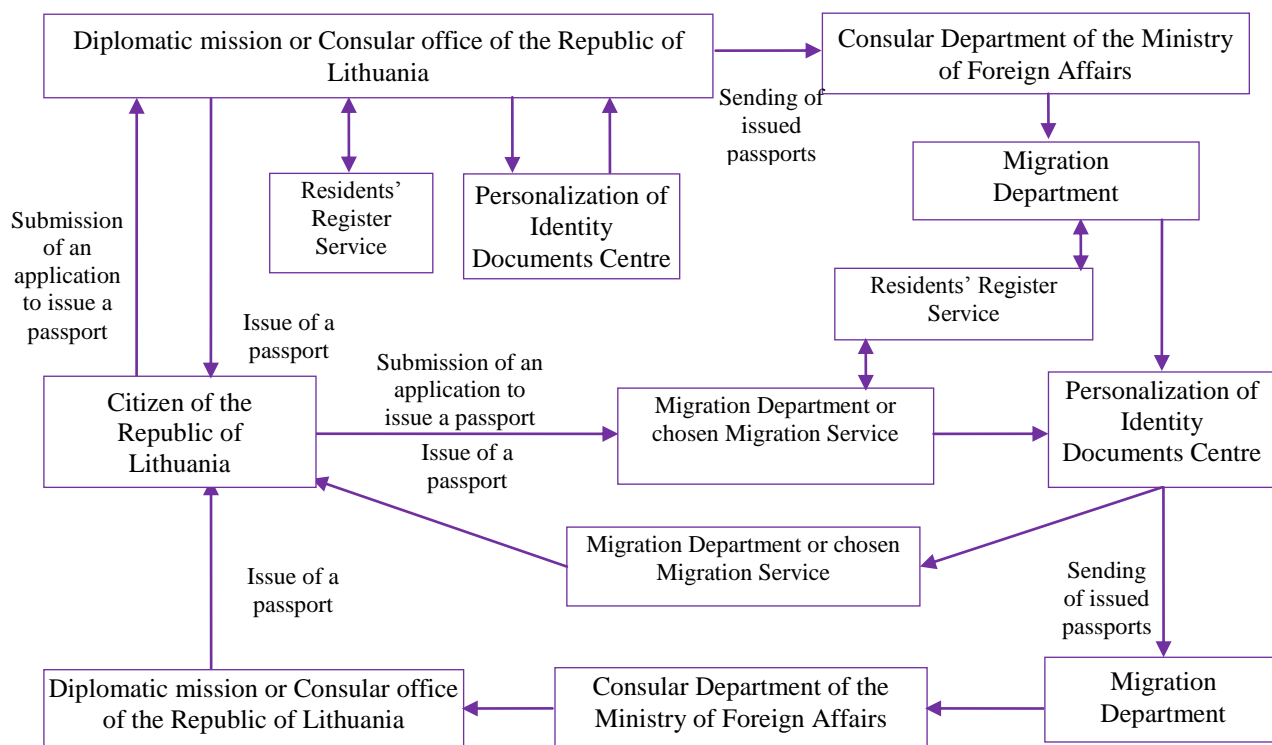
State fees in the amount prescribed by the Government must be paid for the issuance and replacement of a passport. State fees for issuance and replacement of a passport are not applicable for citizens who are exempted from state fees under the Law of the Republic of Lithuania on fees and charges.

Passport of the Republic of Lithuania can be issued in common or urgent order. Personal identity card is issued not later than within 1 month from the date of receiving an application to issue or replace an identity card by the Migration Service in common order. Personal Identity card can be issued within 1 working day or within 5 working days in urgent cases.

Passport of the Republic of Lithuania is issued not later than within 1 month from the date of receiving the application and other documents by the Migration Service. In urgent cases a passport can be issued within 1 working day or within 5 working days.

Source. Article 5 (4, 12, 13) of the Law of the Republic of Lithuania on Passport of 8 November 2001, Article 6 of the Law of the Republic of Lithuania on fees and charges of the 13 June 2000, paragraphs 5, 6, 10, 12, 19, 96 of the Order on Issue, Renewal, Submission of Documents on Passport's Issue and Renewal to the Diplomatic Missions and Consular Offices in foreign countries, on Transfer of these Documents to the Delegated Institution, Handling Passport to the Citizen, Sending Passport by Mail or by other Secure Means, Informing on the Receipt of Passport, Announcement of Passport as Invalid, Transfer of Invalid Passport to the Delegated Institution and on Obliteration of Passport approved by the Order of the Minister of the Interior of the Republic of Lithuania of 16 March 2010.

2.5. Issue of a passport of the Republic of Lithuania to a citizen of the Republic of Lithuania residing in a foreign state. Flow Chart



Citizen of the Republic of Lithuania must submit:

- an application;
- document proving person's identity and citizenship of the Republic of Lithuania;
- 2 photographs, which must be identical and corresponding the age of a citizen, if a citizen under 1 year old does not arrive to a consular service or are no technical possibilities to scan the face image of the citizen with the biometric data registration equipment or if a citizen requests that his face image was scanned from photograph.

Consular fee must be paid for the issue or change of the passport unless the citizen is exempted from consular fee under the Law of the Republic of Lithuania on Consular Fees.

A passport of the Republic of Lithuania is issued not later than within 1 month from the date of receiving the documents on issue or replacement of a passport by the Migration Department if the passport is being issued by the Migration Department.

A passport of the Republic of Lithuania is issued not later than within 2 months from the date of receiving the documents on issue or replacement of a passport by the Consular Office if the passport is being issued by the Consular Office.

A passport may be issued or replaced by the Migration Department of Migration Service to which a citizen applies if a citizen residing in a foreign country is currently staying in the Republic of Lithuania. State fees in the amount prescribed by the Government must be paid for the issuance and replacement of a passport, unless the Citizen is exempted from state fees under the Law of the Republic of Lithuania on fees and charges.

Passport may be issued to a citizen following general or urgent procedure. By applying urgent procedure the passport may be issued within 1 working day or within 5 working days.

Note. When submitting documents for issue or replacement of a passport for a citizen under 1 year old it is not necessary for this citizen to arrive to the Consular Office, Migration Department or Migration Service.

Source. Article 5 (3, 4, 12, 13) of the Law of the Republic of Lithuania on Passport of 8 November 2001, Articles 3 and 6 (1) of the Law of the Republic of Lithuania on Consular fees and charges of the 23 June 1994, paragraphs 5, 7, 10, 12, 19, 56, 95, 96 of the Order on Issue, Renewal, Submission of Documents on Passport's Issue and Renewal to the Diplomatic Missions and Consular Offices in foreign countries, on Transfer of these Documents to the Delegated Institution, Handling Passport to the Citizen, Sending Passport by Mail or by other Secure Means, Informing on the Receipt of Passport, Announcement of Passport as Invalid, Transfer of Invalid Passport to the Delegated Institution and on Obliteration of Passport approved by the Order of the Minister of the Interior of the Republic of Lithuania of 16 March 2010.

3. MIGRATION OF ALIENS AND CITIZENS OF THE REPUBLIC OF LITHUANIA

3.1. Number of citizens of the Republic of Lithuania and aliens who arrived to reside in the Republic of Lithuania in 2010, by states

3.2. Number of persons who arrived to reside in the Republic of Lithuania in 2010, by nationality

3.3. Number of citizens of the Republic of Lithuania and aliens who departed for residence to foreign states in 2010, by states

3.4. Number of persons who departed for residence to foreign states in 2009, by nationality

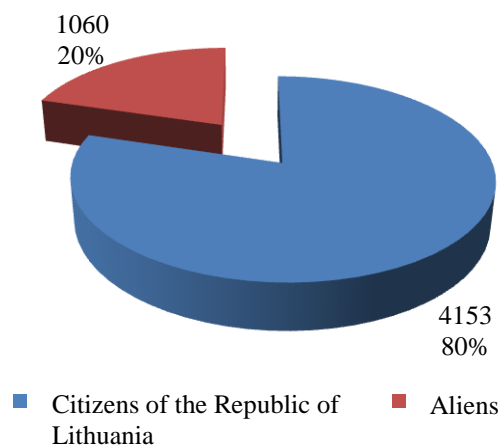
3.5. Arrival, departure and net of citizens of the Republic of Lithuania and aliens

3.1. Number of citizens of the Republic of Lithuania and aliens who arrived to reside in the Republic of Lithuania in 2010, by states

State the persons arrived from	Total	Including	
		Citizens of the Republic of Lithuania	Aliens
European States, including:	4 415	3 765	650
- EU Member States, including:	3 256	3 106	150
- Ireland	607	606	1
- Denmark	93	89	4
- Great Britain	1 439	1 429	10
- Spain	247	230	17
- Latvia	54	40	14
- Poland	50	34	16
- Sweden	130	123	7
- Germany	274	260	14
- EFTA Member States, including:	269	269	-
- Norway	246	246	-
- Other European States, including:	890	390	500
- Belarus	260	71	189
- Russia	407	249	158
- Ukraine	149	46	103
North America States, including:	332	308	24
- the USA	315	292	23
Central and South America States	14	9	5
Australia and Oceania	10	10	-
Asian States	116	57	59
African States	16	4	12
Not indicated	310	-	310
Total	5 213	4 153	1 060

Note. The table includes citizens of the Republic of Lithuania and aliens arriving for residence for the period exceeding 6 months.

Source. Department of Statistics under the Government of the Republic of Lithuania.



3.2. Number of persons who arrived to reside in the Republic of Lithuania in 2010, by nationality

Nationality	Number of persons
European States, including:	5 038
- EU Member States, including:	4 302
- Lithuania	4 153
- Poland	16
- EFTA Member States	-
- Other European States, including:	736
- Belarus	255
- Russia	248
- Ukraine	145
North America States, including:	32
- the USA	32
Central and South America States	9
Australia and Oceania	-
Asian States	101
African States	23
Stateless persons	10
Total	5 213

Note. The table includes citizens of the Republic of Lithuania and aliens arriving for residence for the period exceeding 6 months.

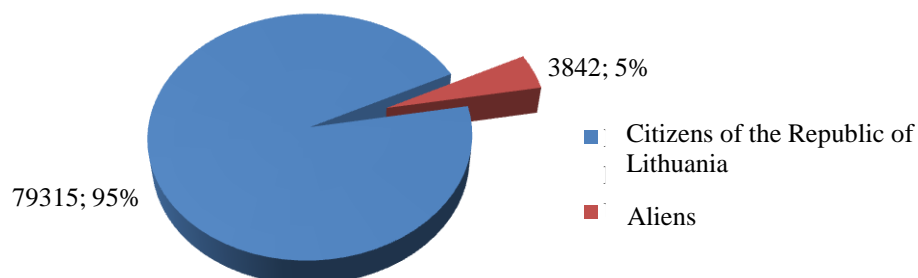
Source. Department of Statistics under the Government of the Republic of Lithuania.

3.3. Number of citizens of the Republic of Lithuania and aliens who departed for residence to foreign states in 2010, by states

States where the persons departed	Total	Including	
		Citizens of the Republic of Lithuania	Aliens
European States, including:	79 099	75 849	3 250
- EU Member States, including:	69 550	68 983	567
- Ireland	13 048	13 034	14
- Belgium	345	332	13
- Denmark	1 508	1 477	31
- Great Britain	40 901	40 857	44
- Spain	3 535	3 520	15
- Italy	1 091	1 055	36
- Latvia	233	145	88
- Poland	292	212	80
- Netherlands	1 104	1 090	14
- France	618	587	31
- Sweden	1 682	1 655	27
- Germany	3 806	3 694	112
- EFTA Member States, including:	5 428	5 370	58
- Norway	4 901	4 854	47
- Other European States, including:	4 121	1 496	2 625
- Belarus	1 420	238	1 182
- Russia	1 479	927	552
- Ukraine	711	148	563
North America States, including:	2 994	2 828	166
- the USA	2 783	2 637	146
Central and South America States	97	80	17
Australia and Oceania	129	125	4
Asian States	681	315	366
African States	142	103	39
Not indicated	15	15	-
Total	83 157	79 315	3 842

Note. The table includes citizens of the Republic of Lithuania and aliens departing for residence for the period exceeding 6 months.

Source. Department of Statistics under the Government of the Republic of Lithuania.



3.4. Number of persons who departed for residence to foreign states in 2010, by nationality

Nationality	Number of persons
European States, including:	82 527
- EU Member States, including:	79 839
- Lithuania	79 315
- Poland	79
- EFTA Member States	41
- Other European States, including:	2 647
- Belarus	1 180
- Russia	560
- Ukraine	567
North America States, including:	173
- the USA	149
Central and South America States	14
Australia and Oceania	5
Asian States, including:	362
- Israel	75
- China	70
African States	38
Stateless persons	38
Total	83 157

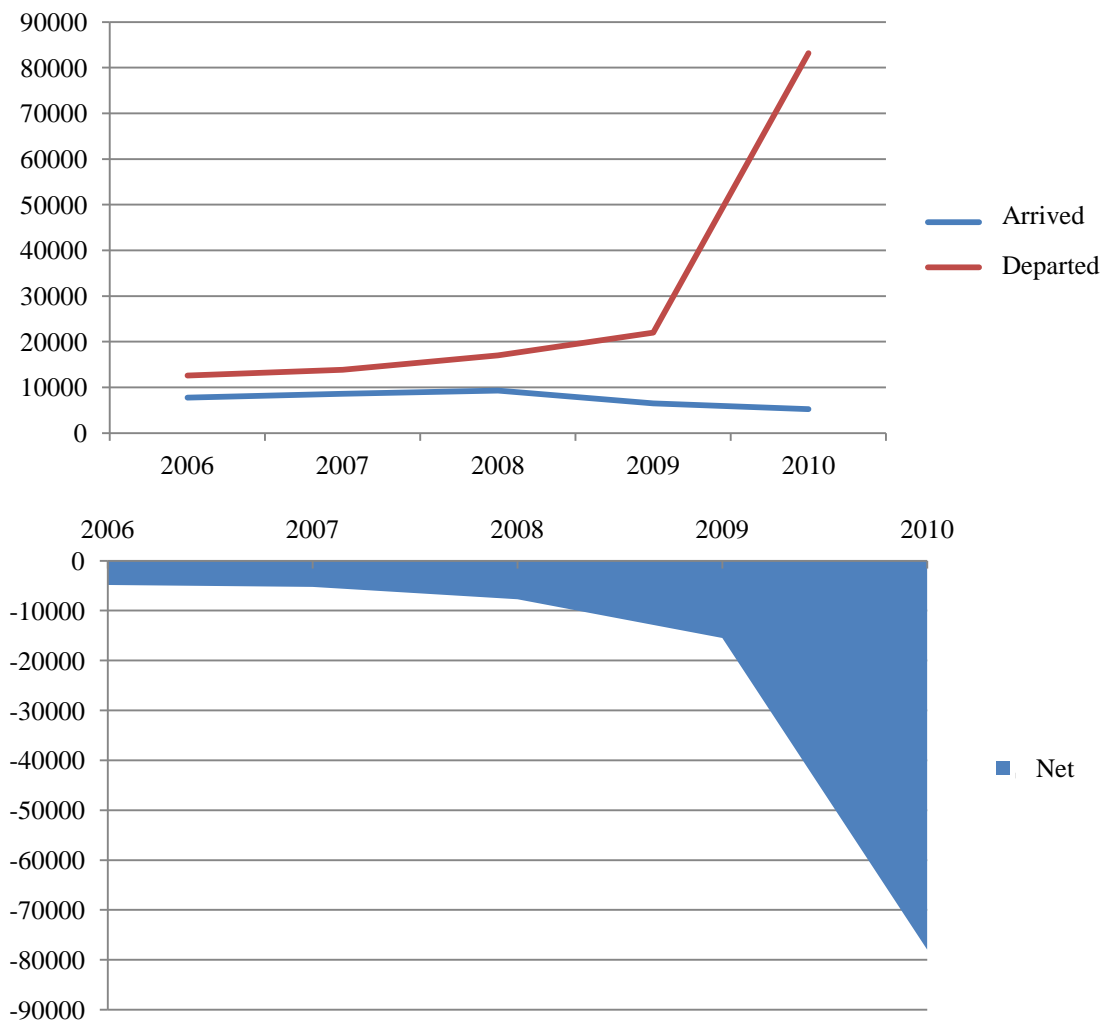
Note. The table includes citizens of the Republic of Lithuania and aliens departing for residence for the period exceeding 6 months.

Source. Department of Statistics under the Government of the Republic of Lithuania.

3.5. Arrival, departure and net of citizens of the Republic of Lithuania and aliens

	2006	2007	2008	2009	2010
Citizens of the Republic of Lithuania:					
- arrived	5 508	6 141	6 337	4 821	4 153
- departed	10 281	11 422	13 374	16 421	79 315
- net	-4 773	-5 281	-7 037	-11 600	-75 162
Aliens:					
- arrived	2 237	2 468	3 641	1 666	1 060
- departed	2 321	2 431	2 960	5 549	3 842
- net	-84	37	681	-3 883	-2 782
Total:					
- arrived	7 745	8 609	9 297	6 487	5 213
- departed	12 602	13 853	17 015	21 970	83 157
- net	-4 857	-5 244	-7 718	-15 483	-77 944

Source. Department of Statistics under the Government of the Republic of Lithuania.



4. VISAS

- 4.1. Number of decisions regarding applications of aliens to issue a visa in 2009, by place of submission
- 4.2. Number of visas of the Republic of Lithuania issued to aliens, by type
- 4.3. Issue of a visa to an Alien. Flow Chart
- 4.4. Number of decisions on extension of the period of stay in the Republic of Lithuania to aliens in possession of a visa, by decision-taking institution
- 4.5. Number of decisions on extension of the period of stay of aliens in the Republic of Lithuania in possession of a Schengen visa, by type
- 4.6. Extension of the period of stay in the Republic of Lithuania in possession of a visa. Flow Chart
- 4.7. Number of consultations on issue of visas in 2010, by visa authorities of the Republic of Lithuania
- 4.8. Consultation on issue of a visa of the Republic of Lithuania. Flow chart
- 4.9. Number of consultations of Schengen states' central authorities with the Republic of Lithuania on issue of visas in 2010
- 4.10. Consultations of Schengen states' central authorities with the Republic of Lithuania on issue of visas. Flow chart
- 4.11. List of visa authorities of other Schengen states representing the Republic of Lithuania
- 4.12. Number of consultations of Schengen states' visa authorities representing the Republic of Lithuania with the Republic of Lithuania on issue of visas in 2010
- 4.13. Consultations of Schengen states' visa authorities representing the Republic of Lithuania with the Republic of Lithuania on issue of visas. Flow chart
- 4.14. Number of consultations on issue of visas in 2010, by sender of application for consultation and submitted recommendations
- 4.15. List of the countries whose citizens do not need visas to enter the Republic of Lithuania
- 4.16. List of countries whose citizens holding diplomatic or service passports may enter the Republic of Lithuania without visas
- 4.17. List of countries to which Lithuanian citizens are exempted from visa requirements
- 4.18. List of the countries which may be entered by the citizens of the Republic of Lithuania holding diplomatic or service passports without visas

4.1. Number of decisions regarding applications of aliens to issue a visa in 2010, by place of submission

Place of submission of application	Decisions taken	
	to issue	to reject issuing
Diplomatic Missions and Consular Offices of the Republic of Lithuania	274 863	3 624
Border Guard Posts	1 881	1
Migration Services	400	3
Migration Department	166	–
Consular Department of the Ministry of Foreign Affairs	1	–
Total	277 311	3 628

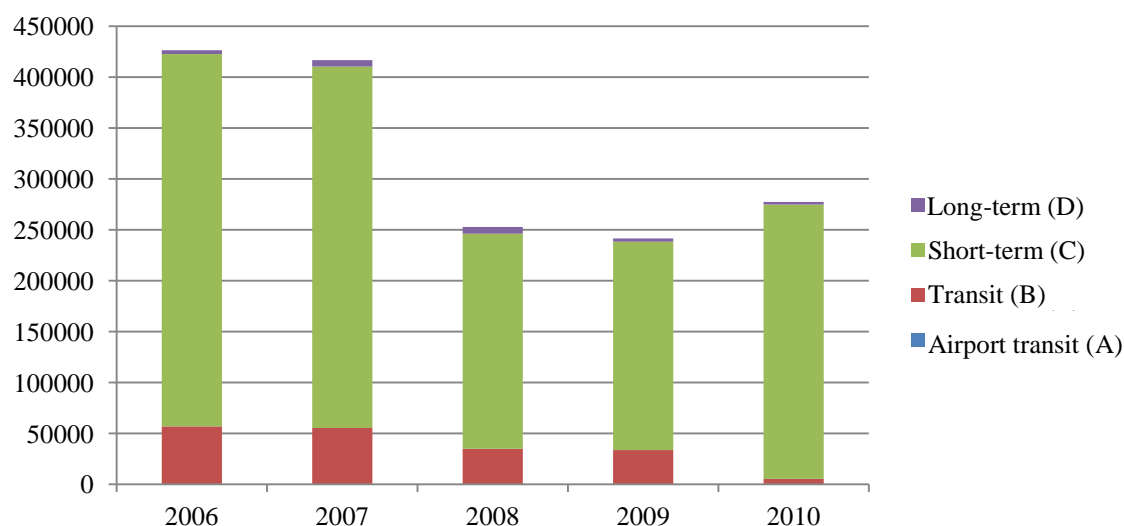
Source. Migration Department under the Ministry of the Interior of the Republic of Lithuania.

4.2. Number of visas of the Republic of Lithuania issued to aliens, by type

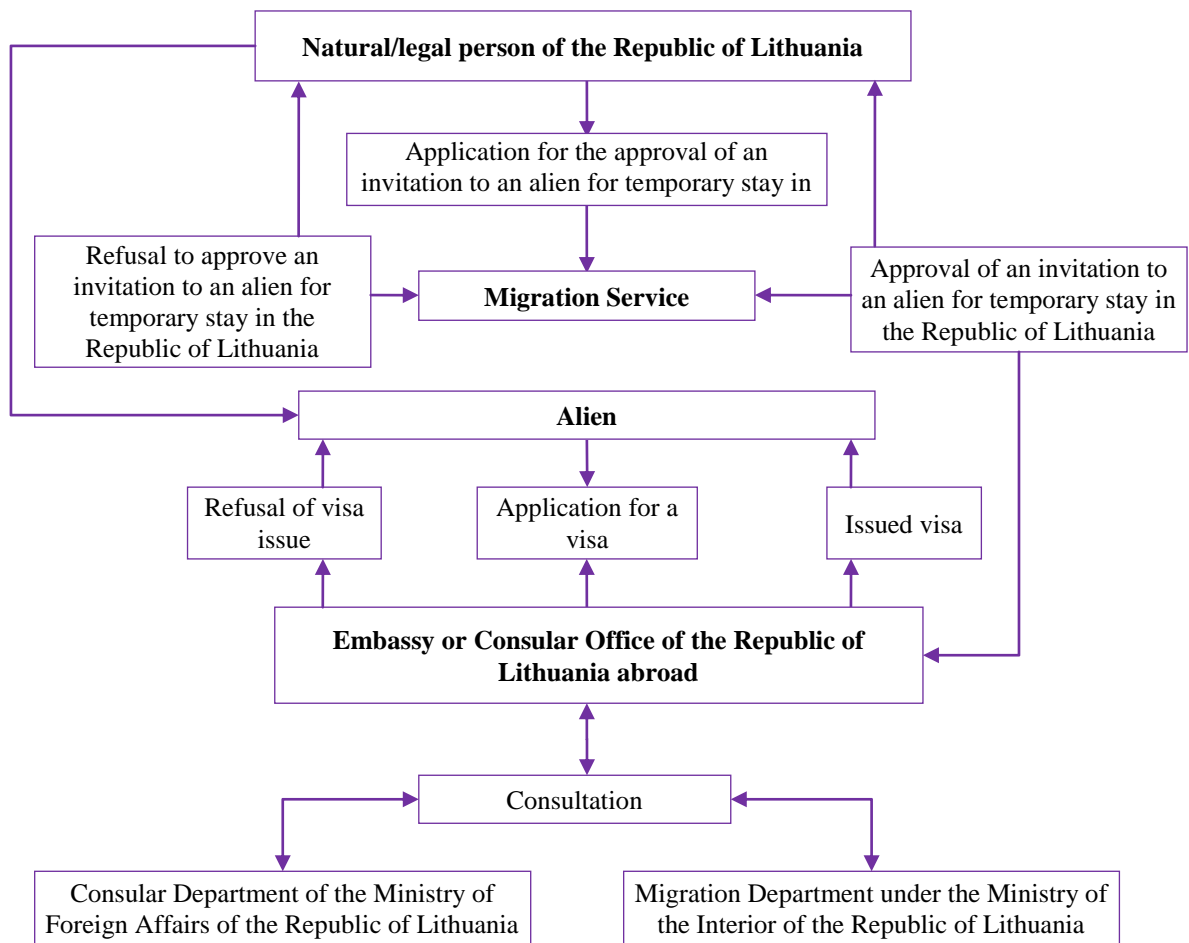
Type of visa	2006	2007	2008	2009	2010
Airport transit (A)	–	–	–	1	–
Transit (B)*	56 804	55 210	34 659	33 468	5 185*
Short-term (C)	365 881	355 174	211 379	204 685	269 606
Long-term (D)	3 724	6 207	6 649	3 327	2 520
Total	426 409	416 591	252 687	241 481	277 311

*Transit visas were issued to 5 April 2010, until the Visa Code entered into force.

Source. Migration Department under the Ministry of the Interior of the Republic of Lithuania.



4.3. Issue of a Visa to an Alien. Flow Chart



Since 5 April 2010:

- The issue, refusal to issue, withdrawal, cancellation of Schengen visas and other issues related to the Schengen visas are being regulated under the Regulation (EC) No 810/2009 of the European Parliament and of the Council of 13 July 2009 establishing a Community Code on Visas (Visa Code). It is determined that long-stay visas must have a period of validity of no more than one year, a third country national holding a long-stay visa issued by a Member State is allowed to travel to other Member States not longer than for three months in any six month period.
- The issue, refusal to issue and withdrawal of national visas is being regulated under:
 - Regulation (EU) No 265/2010 of the European Parliament and of the Council of 25 March 2010 amending the Convention Implementing the Schengen Agreement and Regulation (EC) No 562/2006 as regards movement of persons with a long-stay visa;
 - Law on the Legal Status of Aliens of the Republic of Lithuania.

4.4. Number of decisions on extension of the period of stay in the Republic of Lithuania to aliens in possession of a visa, by decision-taking institution

Decisions taken by:	2006		2007		2008		2009		2010	
	issue	reject issuing	issue	reject issuing	issue	reject issuing	issue	reject issuing	issue	reject issuing
Migration Services	799	23	662	1	335	1	309	–	391	–
Migration Department	21	–	10	–	7	–	12	–	21	–
Total	820	23	672	1	342	1	321	–	412	–

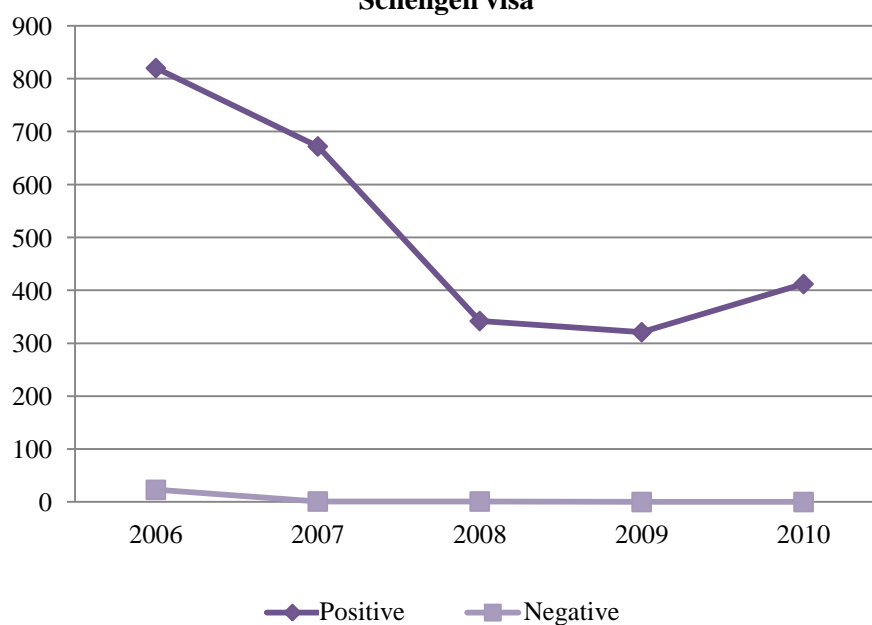
Source. Migration Department under the Ministry of the Interior, Migration Services.

4.5. Number of decisions on extension of the period of stay of aliens in the Republic of Lithuania in possession of a Schengen visa, by type

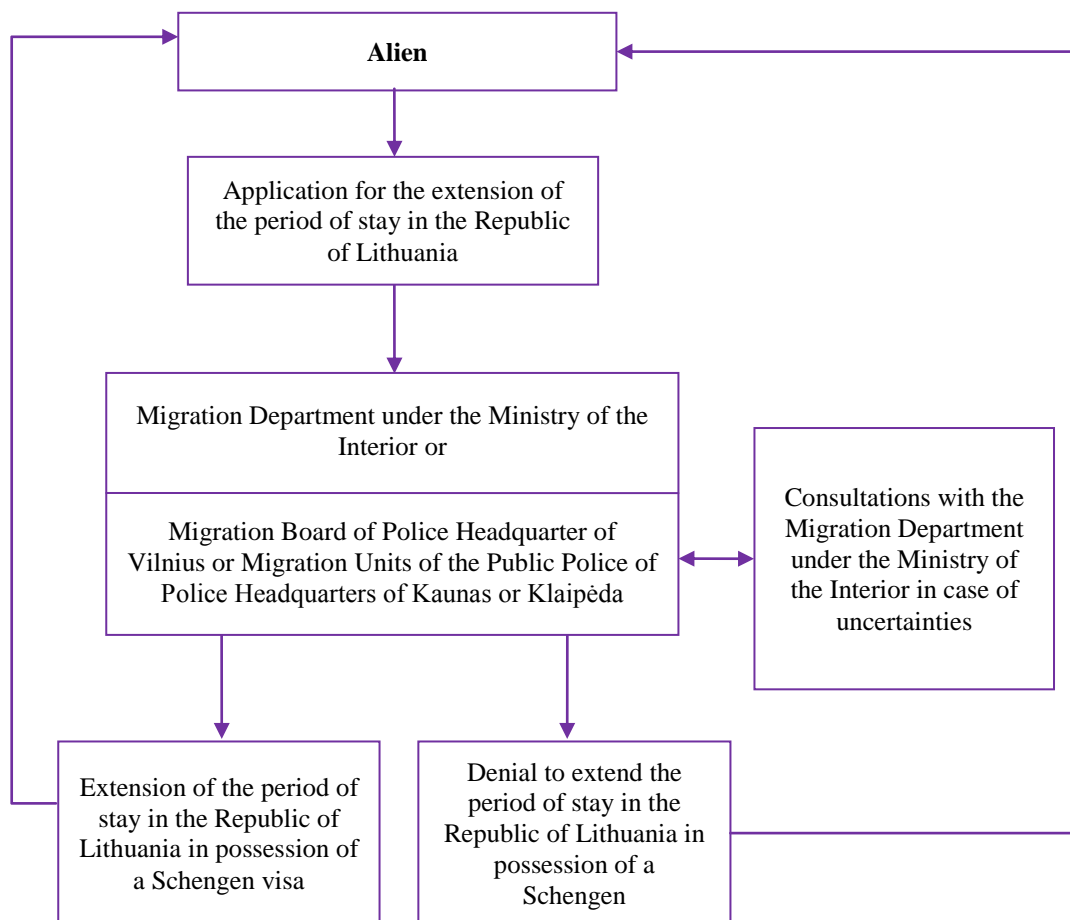
Decisions taken	2006	2007	2008	2009	2010
positive	820	672	342	321	412
negative	23	1	1	–	–
Total	843	673	343	321	412

Source. Migration Department under the Ministry of the Interior, Migration Services.

Number of decisions on extension of the period of stay of aliens in the Republic of Lithuania in possession of a Schengen visa



4.6. Extension of the period of stay in the Republic of Lithuania in possession of a visa. Flow Chart



Until 4 April 2010 the period of stay of an alien whose Schengen visa's validity has expired could be renewed under the Article 18 (1) of the Law on the Legal Status of Aliens of the Republic of Lithuania in a case of:

- acute illness, any other health disorder or condition of organism precluding the alien's departure from the Republic of Lithuania;
- professional activity;
- a personal reason which the alien could not have foreseen and could not avoid its emergence during his stay in the Republic of Lithuania being in possession of a visa;
- *force majeure*.

From 5 April 2010 the validity of issued visa and (or) stay period of visa holder can be renewed under the Article 33 (1, 2) of Visa Code in a case of:

1) the visa holder provides evidences of *force majeure* or humanitarian causes so he cannot leave the territory of Schengen states until the end of the period of visa's validity or the end of the stay period determined in visa;

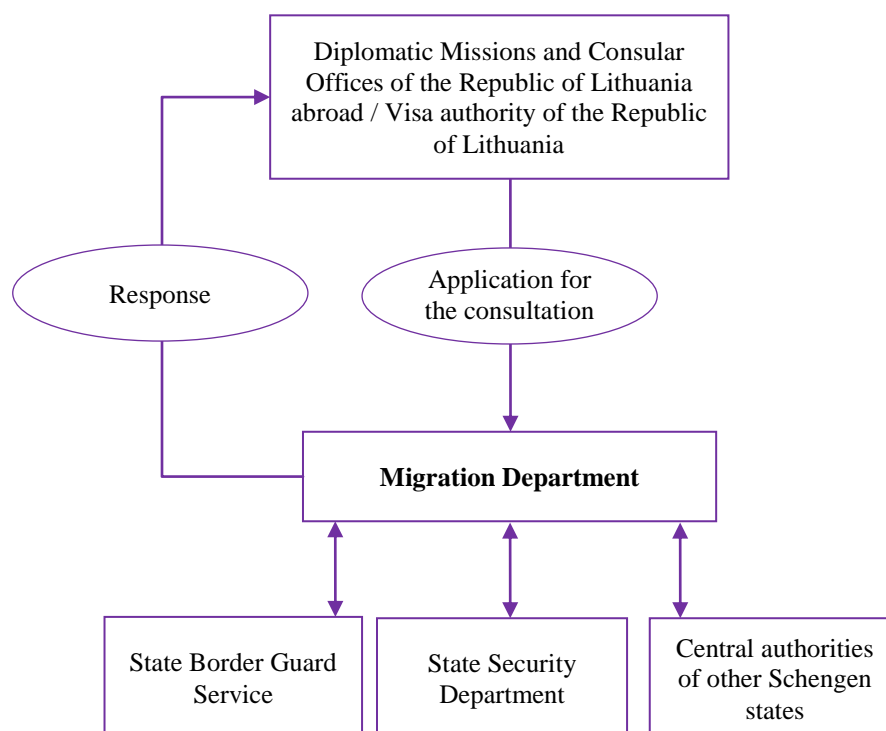
2) the visa holder provides important evidences of personal causes which motivates the renewal of visa validity or stay period.

4.7. Number of consultations on issue of visas in 2010, by visa authorities of the Republic of Lithuania

Visa authorities of the Republic of Lithuania	Number of consultations
Diplomatic Missions and Consular Offices of the Republic of Lithuania	120 984
Border Guard Posts	50
Migration Services	180
Migration Department	89
Consular Department of the Ministry of Foreign Affairs	-
Total	121 283

Source. Migration Department under the Ministry of the Interior.

4.8. Consultations on issue of a visa of the Republic of Lithuania. Flow chart

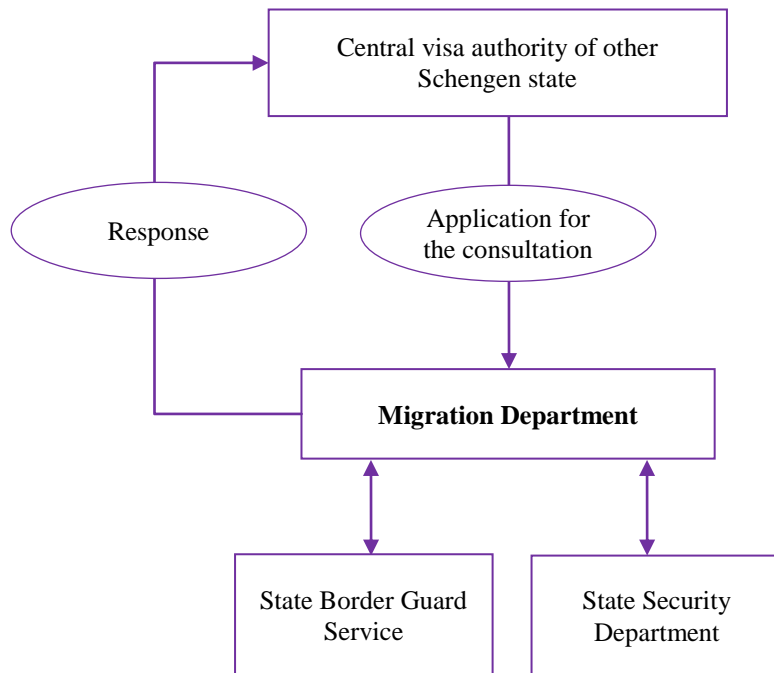


Visa authorities consult with the central authority (Migration Department) on the issue of Schengen visa using electronic queries under the provisions of the Regulation (EC) No 810/2009 of the European Parliament and of the Council establishing a Community Code on Visas (Visa Code) of 13 July 2009.

4.9. Number of consultations of Schengen states' central authorities with the Republic of Lithuania on issue of visas in 2010

Schengen state	Number of consultations
Austria	4
Belgium	221
Czech Republic	11 008
Denmark	-
Estonia	13
Greece	9
Iceland	-
Spain	67
Italy	39
Latvia	75
Poland	135
Luxembourg	31
Malta	-
Norway	44
Netherlands	6
Portugal	-
France	7 006
Slovakia	-
Slovenia	-
Finland	321
Hungary	51
Germany	430
Sweden	6
Switzerland	69
Total	19 535

4.10. Consultations of Schengen states' central authorities with the Republic of Lithuania on issue of visas. Flow chart



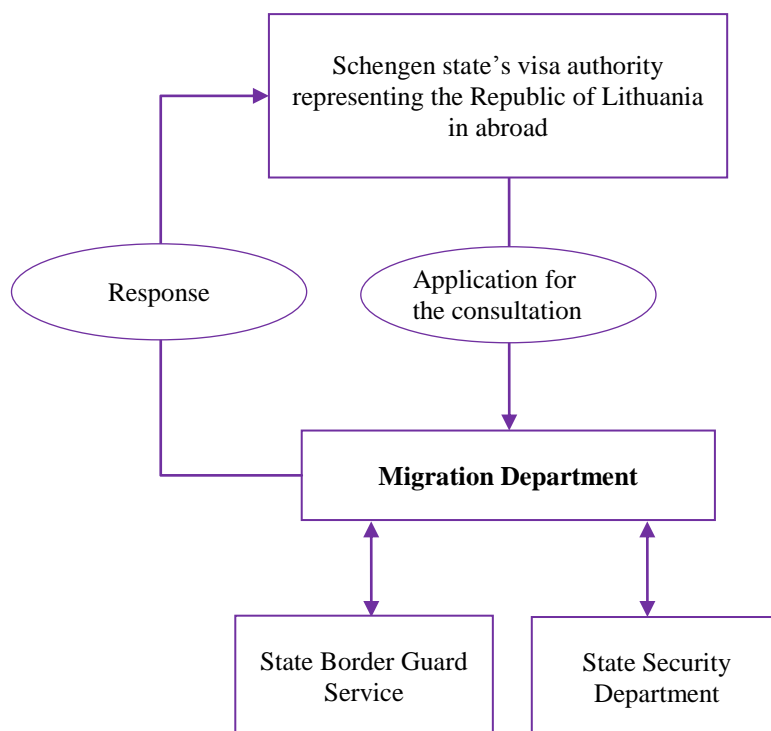
4.11. List of visa authorities of other Schengen states representing the Republic of Lithuania (as of 31 December 2010)

1. **Austrian visa authority** representing the Republic of Lithuania is located in:
 - Philippines, Manila;
 - Columbia, Bogota;
 - Lebanon, Beirut;
 - Syria, Damascus.
2. **Danish visa authority** representing the Republic of Lithuania is located in:
 - Vietnam, Hanoi.
3. **Latvian visa authority** representing the Republic of Lithuania is located in:
 - Uzbekistan, Tashkent.
4. **Slovenian visa authority** representing the Republic of Lithuania is located in:
 - Montenegro, Podgorica.
5. **Hungarian visa authority** representing the Republic of Lithuania is located in:
 - Bosnia-Herzegovina, Sarajevo;
 - Indonesia, Djakarta;
 - Iran, Teheran;
 - Cuba, Havana;
 - Macedonia, Skopje;
 - Pakistan, Islamabad;
 - The Republic of South Africa, Pretoria;
 - Saud Arabia, Riyadh;
 - Serbia, Belgrade;
 - Taiwan, Taipei.

4.12. Number of consultations of Schengen states' visa authorities representing the Republic of Lithuania with the Republic of Lithuania on issue of visas in 2010

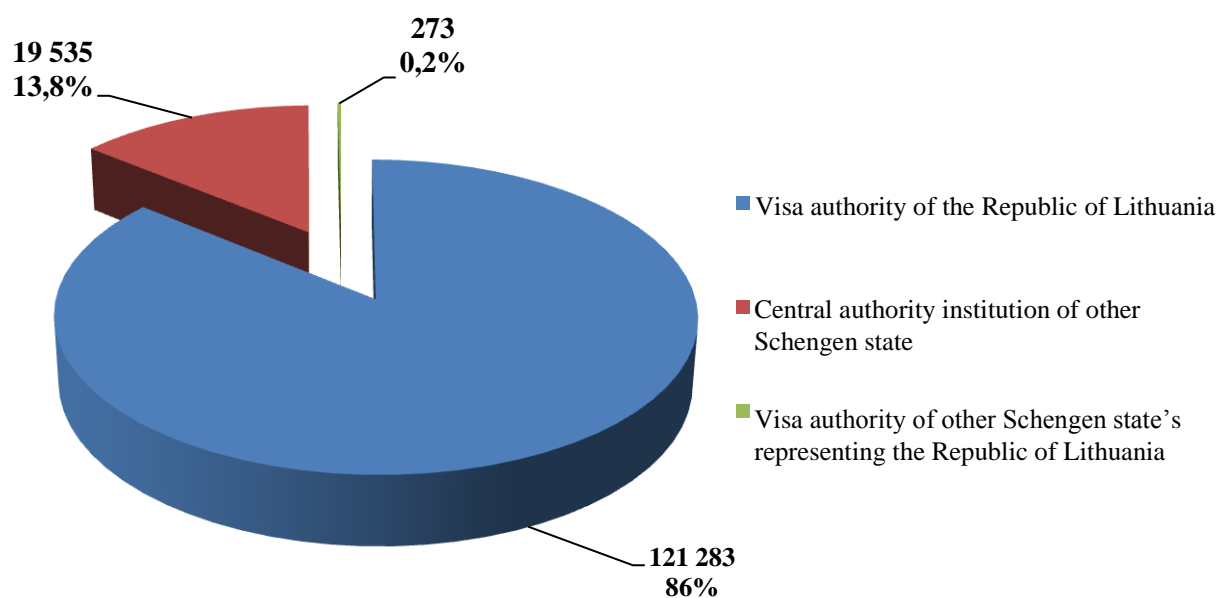
	Hungary	Slovenia	Austria	Denmark	Latvia	Total
Total number of consultations:	218	-	5	4	46	273
recommended to issue a visa	132	-	5	4	41	182
recommended to reject issuing a visa	86	-	-	-	5	91

4.13. Consultations of Schengen states' visa authorities representing the Republic of Lithuania with the Republic of Lithuania on issue of visas. Flow chart



4.14. Number of consultations on issue of visas in 2010, by sender of application for consultation and submitted recommendations

The sender of an application for the consultation	Total number of consultations		
	Total	including:	
		recommended to issue a visa	recommended to reject issuing a visa
Visa authority of the Republic of Lithuania	121 283	120 256	1 027
Central authority institution of other Schengen state	19 535	19 535	-
Visa authority of other Schengen state's representing the Republic of Lithuania	273	182	91
Total	141 091	139 973	1 118



4.15. List of the countries whose citizens do not need visas to enter the Republic of Lithuania

(as of 31 December 2010)

- | | | |
|-------------------------|---|-----------------------------|
| 1. Ireland | 27. Israel | 49. Norway |
| 2. Albania* | 28. Japan | 50. Panama |
| 3. Andorra | 29. United States | 51. Paraguay |
| 4. Antigua and Barbuda | 30. Montenegro* | 52. Korea (South) |
| 5. Argentina | 31. Canada | 53. Portugal |
| 6. Australia | 32. Hong Kong Special
Administrative
Region** | 54. France |
| 7. Austria | 33. Macau Special
Administrative
Region*** | 55. Romania |
| 8. Bahamas | 34. Cyprus | 56. El Salvador |
| 9. Barbados | 35. Costa Rica | 57. San Marino |
| 10. Belgium | 36. Croatia | 58. Seychelles |
| 11. Bosnia-Herzegovina* | 37. Latvia | 59. Saint Kitts and Nevis |
| 12. Brazil | 38. Poland | 60. Serbia ***** |
| 13. Brunei Darussalam | 39. Liechtenstein | 61. Singapore |
| 14. Bulgaria | 40. Luxembourg | 62. Slovak Republic |
| 15. Macedonia* | 41. Malaysia | 63. Slovenia |
| 16. Czech Republic | 42. Malta | 64. Finland |
| 17. Chile | 43. Mauritius | 65. Sweden |
| 18. Denmark | 44. Mexico | 66. Switzerland |
| 19. Great Britain | 45. Monaco | 67. Taiwan***** |
| 20. Estonia | 46. New Zealand | 68. Uruguay |
| 21. Greece | 47. Nicaragua | 69. Vatican City (Holy See) |
| 22. Guatemala | 48. Netherlands | 70. Venezuela |
| 23. Honduras | | 71. Hungary |
| 24. Iceland | | 72. Germany |
| 25. Spain | | |
| 26. Italy | | |

* Visas requirement abolishment is only valid for holders of biometric passports.

** Visas requirement abolishment is only valid for holders of Hong Kong Special Administrative Region passports.

*** Visas requirement abolishment is only valid for holders of Macao Special Administrative Region passports.

**** Visas requirement abolishment is only valid for holders of Taiwan passports in which the number of person identity card is indicated.

***** Visas requirement abolishment is only valid for holders of biometric passports, excluding holders of Serbian passports issued by the Serbian Coordination Directorate (in Serbian Koordinaciona Uprava).

4.16. List of countries whose citizens holding diplomatic or service passports may enter the Republic of Lithuania without visas

(as of 31 December 2010)

1. Albania (for holders of diplomatic passports only)
2. Armenia (for holders of diplomatic passport only)
3. Bosnia and Herzegovina (for holders of diplomatic passport only)
4. China
5. Morocco (for holders of diplomatic passport only)
6. Moldova (for holders of diplomatic passport only)
7. Russia (for holders of diplomatic passport only)
8. Turkey (for holders of special passports too)
9. Ukraine

4.17. List of countries to which Lithuanian citizens are exempted from visa requirements

(as of 31 December 2010)

- | | | |
|------------------------|-------------------------|---------------------------|
| 1. Ireland | 31. Italy | 59. Norway |
| 2. Albania | 32. Israel (with | 60. Panama |
| 3. Andorra | reservations) | 61. Paraguay |
| 4. Antigua and Barbuda | 33. Japan | 62. Peru |
| 5. Argentina | 34. United States (with | 63. South Korea |
| 6. Australia (with | reservations) | 64. Portugal |
| reservations) | 35. Montenegro | 65. France |
| 7. Austria | 36. Canada (with | 66. Romania |
| 8. Bahamas | reservations) | 67. Salvador |
| 9. Barbados | 37. Hong Kong Special | 68. San Marino |
| 10. Belgium | Administrative | 69. the Seychelles |
| 11. Belize | Region | 70. Saint Kitts and Nevis |
| 12. Bolivia | 38. Macau Special | 71. Serbia |
| 13. Bosnia and | Administrative | 72. Singapore |
| Herzegovina | Region | 73. Slovak Republic |
| 14. Brazil | 39. Cyprus | 74. Slovenia |
| 15. Brunei (with | 40. Columbia | 75. Finland |
| reservations) | 41. Costa Rica | 76. Swaziland |
| 16. Bulgaria | 42. Croatia | 77. Sweden |
| 17. Czech Republic | 43. Cuba (with | 78. Switzerland |
| 18. Chile | reservations) | 79. Taiwan (with |
| 19. Denmark | 44. Latvia | reservations) |
| 20. Great Britain and | 45. Poland | 80. Trinidad and Tobago |
| dependent territories* | 46. Lichtenstein | (with reservations) |
| 21. Dominican Republic | 47. Luxembourg | 81. Tunisia (with |
| (with reservations) | 48. Macedonia | reservations) |
| 22. Ecuador | 49. Malaysia | 82. Turkey (with |
| 23. Estonia | 50. Malta | reservations) |
| 24. Philippines (with | 51. Morocco | 83. Ukraine |
| reservations) | 52. Mauritius | 84. Uruguay |
| 25. Greece | 53. Mexico | 85. Vatican City (Holy |
| 26. Georgia | 54. Moldova | See) |
| 27. Guatemala | 55. Monaco | 86. Venezuela (with |
| 28. Honduras | 56. New Zealand | reservations) |
| 29. Iceland | 57. Nicaragua | 87. Hungary |
| 30. Spain | 58. the Netherlands | 88. Germany |

* Visa is also not required for citizens of the Republic of Lithuania travelling to the following overseas territories of the United Kingdom: Anguilla; Bermuda; British Antarctic Territory; British Virgin Islands; Cayman Islands, Gibraltar; Montserrat, Turks and Caicos Islands.

4.18. List of the countries which may be entered by the citizens of the Republic of Lithuania holding diplomatic or service passports without visas

(as of 31 December 2010)

1. Armenia (for holders of diplomatic passport only)
2. China
3. Russia (for holders of diplomatic passport only)
4. Saint Lucia (for holders of diplomatic passport only)

5. FACILITATED TRANSIT FOR THE CITIZENS OF THE RUSSIAN FEDERATION

5.1. Decisions regarding issuance of Facilitated Transit / Facilitated Railway Transit documents to the citizens of the Russian Federation

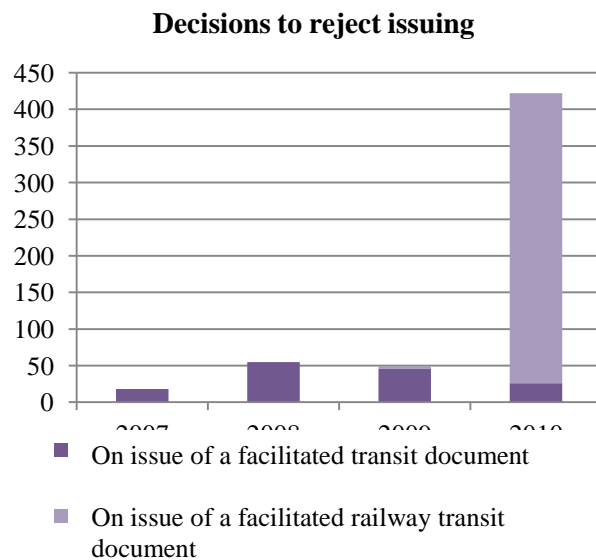
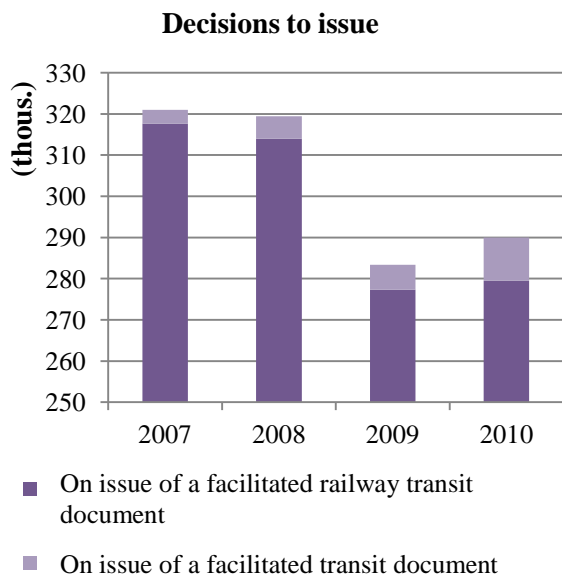
5.2. Issue of facilitated transit documents to the citizens of the Russian Federation. Flow chart

5.3. Issue of Facilitated Railway Transit Documents (FRTD) to the Citizens of the Russian Federation. Flow Chart

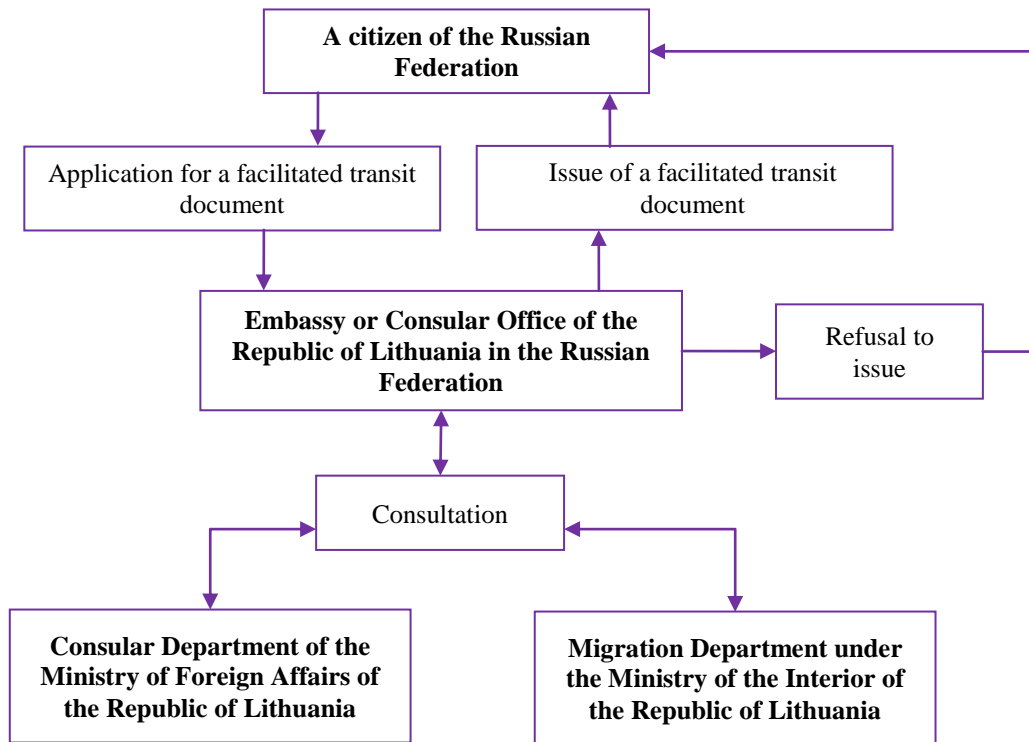
5.1. Decisions regarding issuance of Facilitated Transit / Facilitated Railway Transit documents to the citizens of the Russian Federation

Type of document	2007		2008		2009		2010	
	issue	reject issuing	issue	reject issuing	issue	reject issuing	issue	reject issue
On issue of a facilitated transit document	3 371	18	5 455	55	6 042	46	10 432	26
On issue of a facilitated railway transit document	317 616	-	313 957	-	277 321	3	279 511	396
Total	320 987	18	319 412	55	283 363	49	289 943	422

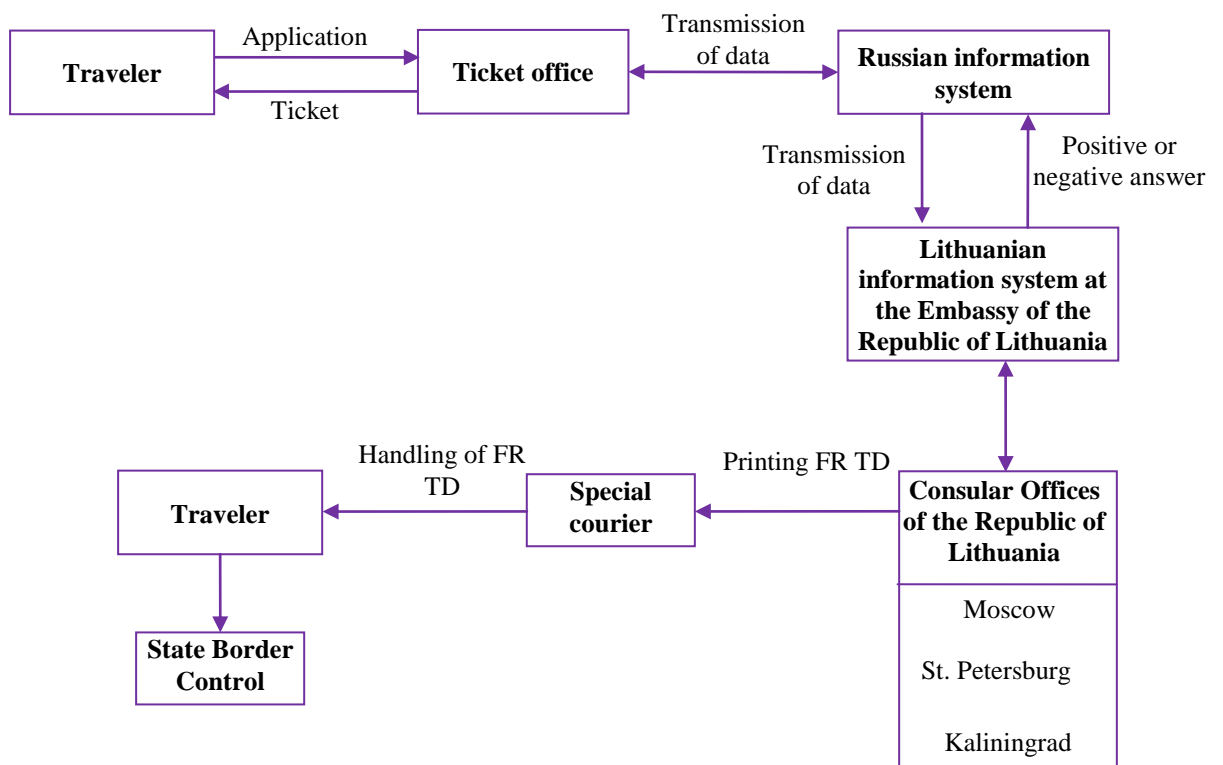
Source. Consular Department of the Ministry of Foreign Affairs of the Republic of Lithuania.



5.2. Issue of facilitated transit documents to the citizens of the Russian Federation. Flow chart



5.3. Issue of Facilitated Railway Transit Documents (FRTD) to the Citizens of the Russian Federation. Flow Chart



6. FREE MOVEMENT OF PERSONS

- 6.1. Number of applications of citizens of EU/EFTA Member States for issue of a Certificate confirming the right to reside in the Republic of Lithuania, decisions taken and issued Certificates in 2010, by nationality
- 6.2. Number of decisions in 2010 for issue of a Certificate for a national of an EU/EFTA Member State proving his right to reside in the Republic of Lithuania and issued Certificates, by grounds of arrival
- 6.3. Issue of a Certificate for a national of an EU/EFTA Member State proving his right to reside in the Republic of Lithuania. Flow Chart
- 6.4. Number of applications of a family member of a citizen of an EU Member State for issue / extension of the EU residence permit of the Republic of Lithuania, decisions taken and issued residence permits in the Republic of Lithuania of a family member of an EU national in 2010, by nationality
- 6.5. Issue of a permit to the family member of an EU Member State national to reside in the Republic of Lithuania. Flow Chart
- 6.6. Extension of the permit to the family member of the EU Member State national to reside in the Republic of Lithuania. Flow Chart
- 6.7. Number of applications for issue of a Certificate confirming the right of an EU / EFTA Member State national to permanently reside in the Republic of Lithuania in 2010, by nationality
- 6.8. Number of decisions on issue of a certificate confirming the right of an EU / EFTA Member State national to permanently reside in the Republic of Lithuania in 2010, by nationality
- 6.9. Issue of a Certificate confirming the right of an EU/EFTA Member State national to permanently reside in the Republic of Lithuania. Flow Chart
- 6.10. Number of applications of family members of citizens of an EU /EFTA Member State for issue of an EC permanent residence permit in 2010, by nationality
- 6.11. Number of decisions for issue / extension of permanent residence permits in the Republic of Lithuania for family members of citizens of an EU / EFTA Member State in 2010, by nationality
- 6.12. Issue of a permit to the family member of an EU Member State national to permanently reside in the Republic of Lithuania. Flow Chart

6.1. Number of applications of citizens of EU/EFTA Member States for issue of a Certificate confirming the right to reside in the Republic of Lithuania, decisions taken and issued Certificates in 2010, by nationality

Nationality	Number of applications	Decisions taken		Issued Certificates
		issue	refuse to issue	
Ireland	4	5	–	5
Austria	2	2	–	2
Belgium	10	10	–	10
Bulgaria	38	37	–	37
Czech Republic	12	13	–	13
Denmark	48	47	–	47
Great Britain	39	39	–	39
Estonia	18	18	–	18
Greece	7	7	–	7
Iceland	2	1	–	1
Spain	67	67	–	67
Italy	44	43	1	43
Cyprus	2	2	–	2
Latvia	116	114	–	114
Poland	73	73	–	74
Malta	3	3	–	3
Netherland	15	15	–	15
Norway	26	24	–	24
Portugal	17	17	–	17
France	56	56	–	56
Romania	30	30	–	30
Slovak Republic	11	11	–	11
Slovenia	2	2	–	2
Finland	12	12	–	12
Sweden	30	30	–	30
Switzerland	4	4	–	4
Hungary	11	11	–	11
Germany	121	113	–	114
Total	820	806	1	808

According to the article 101 (1) of the Law on the Legal Status of Aliens of the Republic of Lithuania a national of a Member State of the European Union/EFTA shall have the right to reside in the Republic of Lithuania if he / she:

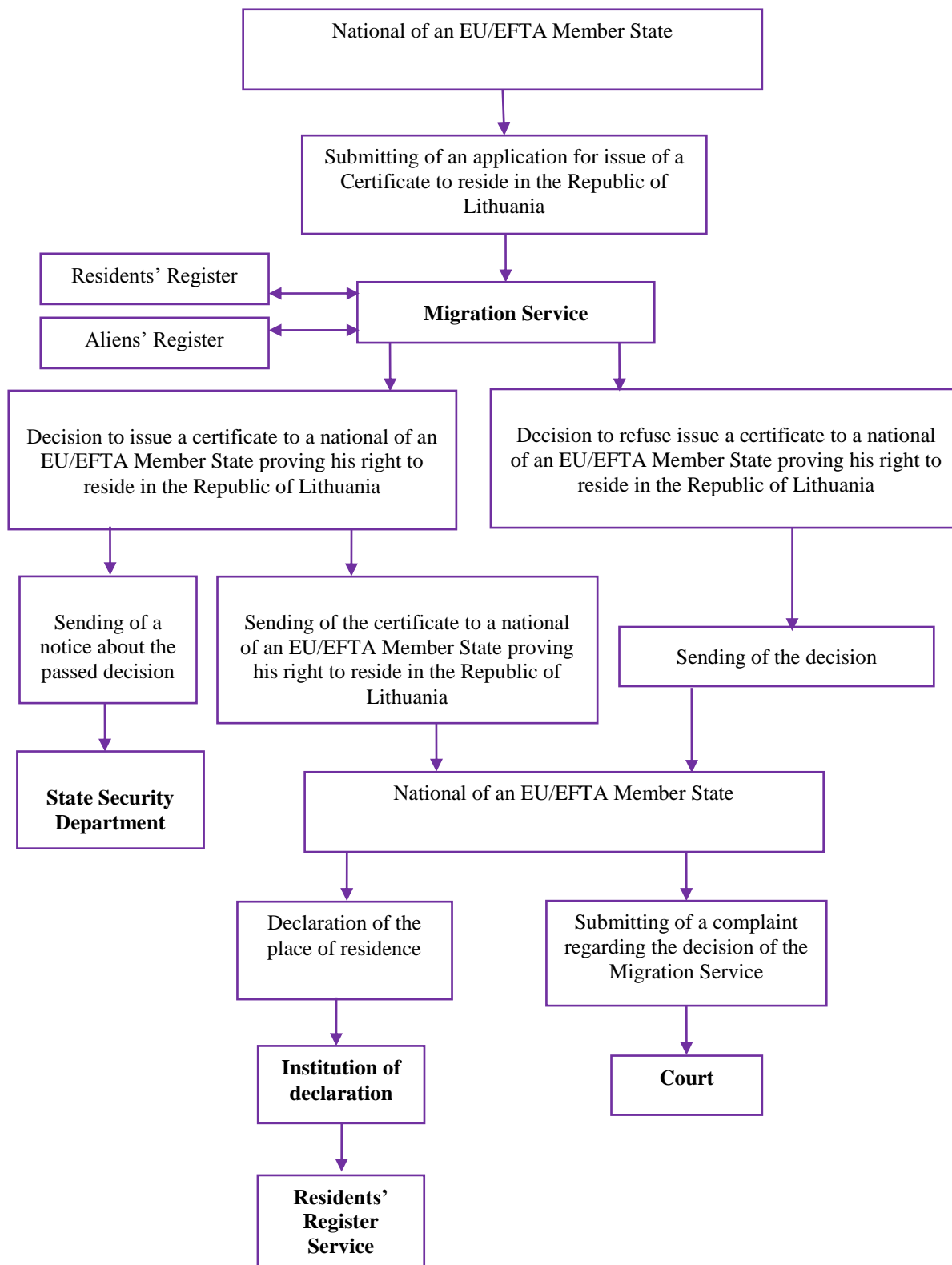
- 1) is an employee or self-employed person;
- 2) is in possession of adequate means of subsistence for himself and for his family members to reside in the Republic of Lithuania and is in possession of a valid medical insurance document;
- 3) is a student, pupil, trainee, attends retraining courses or vocational training courses, has adequate means of subsistence to stay in the Republic of Lithuania for himself or his family members if they accompany or join him and is in possession of a valid medical insurance document;
- 4) a family member of the EU Member State/EFTA national who accompanies him or joins him.

Source. Article 101 (1) of the Law on the Legal Status of Aliens of the Republic of Lithuania.

6.2. Number of decisions in 2010 for issue of a Certificate for a national of an EU/EFTA Member State proving his right to reside in the Republic of Lithuania and issued Certificates, by grounds of arrival

Ground of arrival	Decisions taken		Issued Certificates
	issue	refuse to issue	
Is an employee or a self-employed person	337	1	337
Is in possession of adequate means of subsistence for himself and for his family members to reside in the Republic of Lithuania and is in possession of a valid medical insurance document	120	-	120
Is a student, a pupil, a trainee, attends retraining courses or vocational training courses, has adequate means of subsistence to stay in the Republic of Lithuania for himself and his family members if they accompany or join him and is in possession of a valid medical insurance document	180	-	180
Is a family member of an EU/EFTA Member State national accompanying him or arriving to stay with him	169	-	169
Certificate for a national of an EU/EFTA Member State proving his right to reside in the Republic of Lithuania is lost	-	-	2
Total	806	1	808

6.3. Issue of a Certificate for a national of an EU/EFTA Member State proving his right to reside in the Republic of Lithuania. Flow Chart



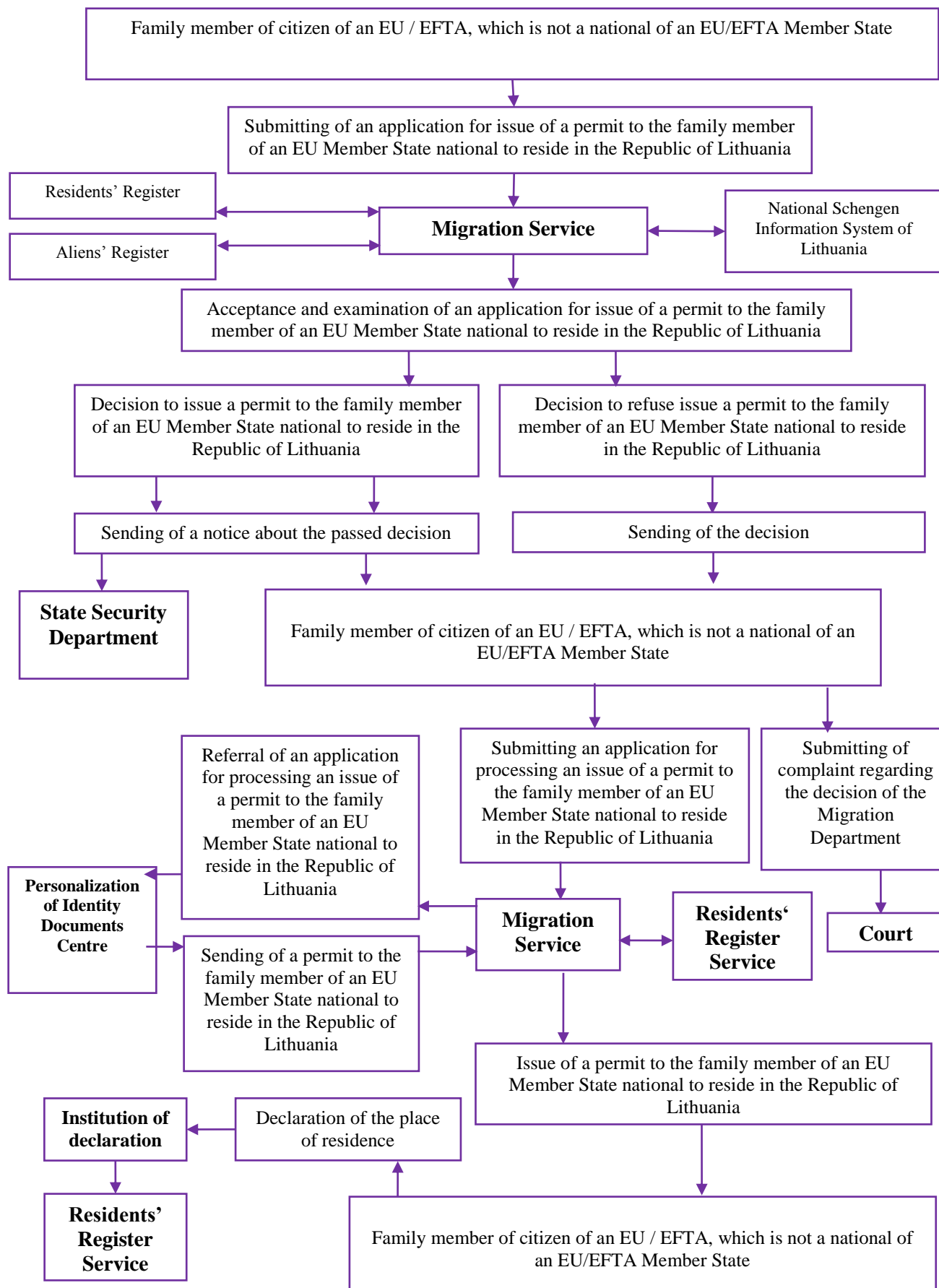
6.4. Number of applications of a family member of a citizen of an EU Member State for issue / extension of the EU residence permit of the Republic of Lithuania, decisions taken and issued residence permits in the Republic of Lithuania of a family member of an EU national in 2010, by nationality

Nationality	Number of applications	Decisions taken		Issued residence permits in the Republic of Lithuania of a family member of an EU national
		issue / extend	refuse to issue/ extend	
Algeria	1	1	–	1
Argentina	1	1	–	1
Belarus	1	1	–	1
Stateless	5	5	–	6
Egypt	1	1	–	1
Philippines	1	1	–	1
India	1	1	–	1
the USA	3	3	–	4
China	1	1	–	1
Kirghizstan	3	3	–	3
Moldova	2	3	–	2
Nigeria	2	2	–	2
Pakistan	3	3	–	3
South Africa	3	3	–	4
Russia	12	12	–	13
Turkey	–	–	–	1
Ukraine	4	3	–	2
Total	44	44	–	47

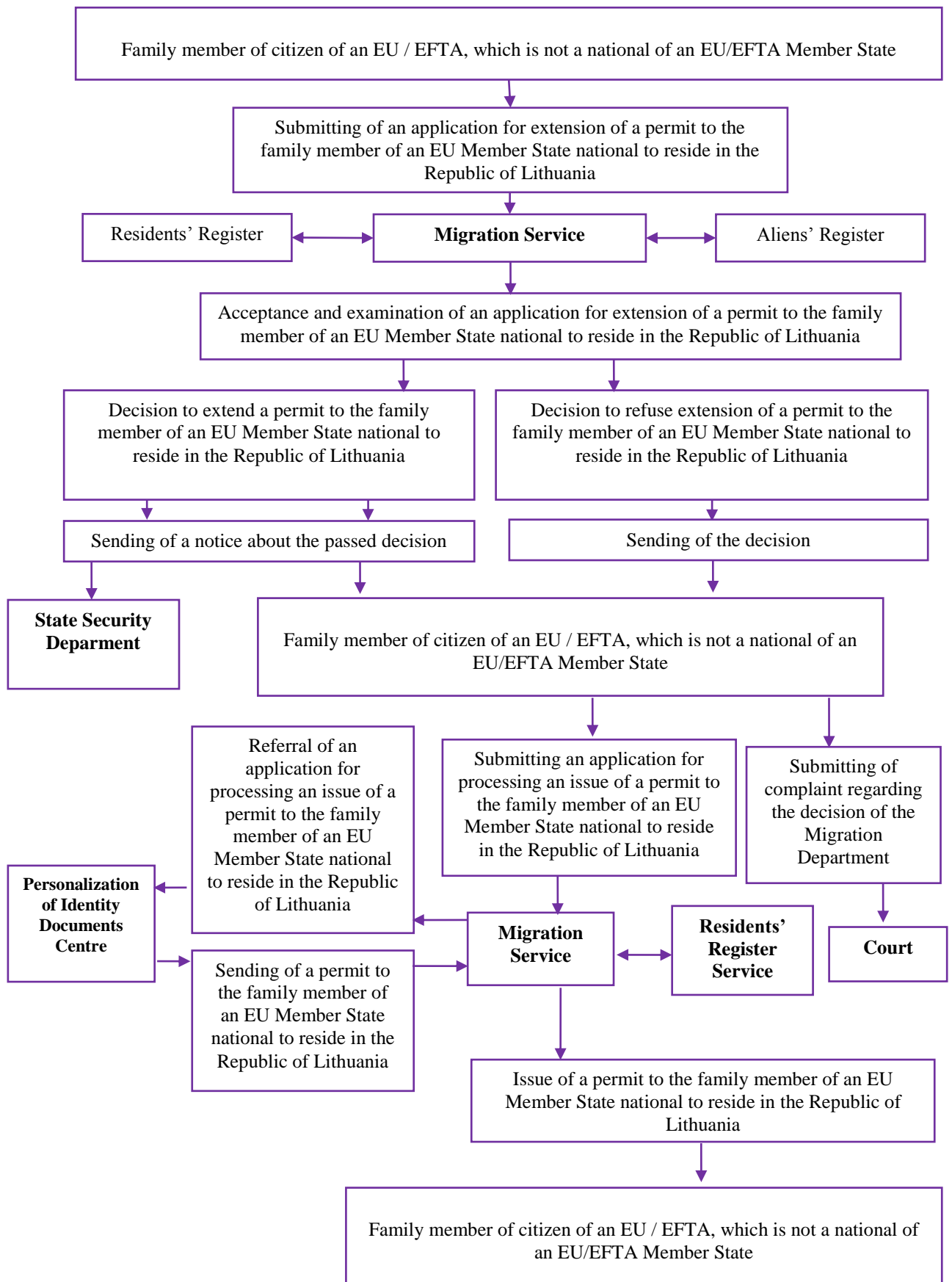
Family members of the national of the EU / EFTA Member State who are not citizens of an EU / EFTA Member State, upon entering the Republic of Lithuania for residence for longer than 3 months in a 6-month period accompanying the national of the EU / EFTA Member State or joining him must be issued the EU residence permit.

Source. Article 99 (2) of the Law on the Legal Status of Aliens of the Republic of Lithuania.

6.5. Issue of a permit to the family member of an EU Member State national to reside in the Republic of Lithuania. Flow Chart

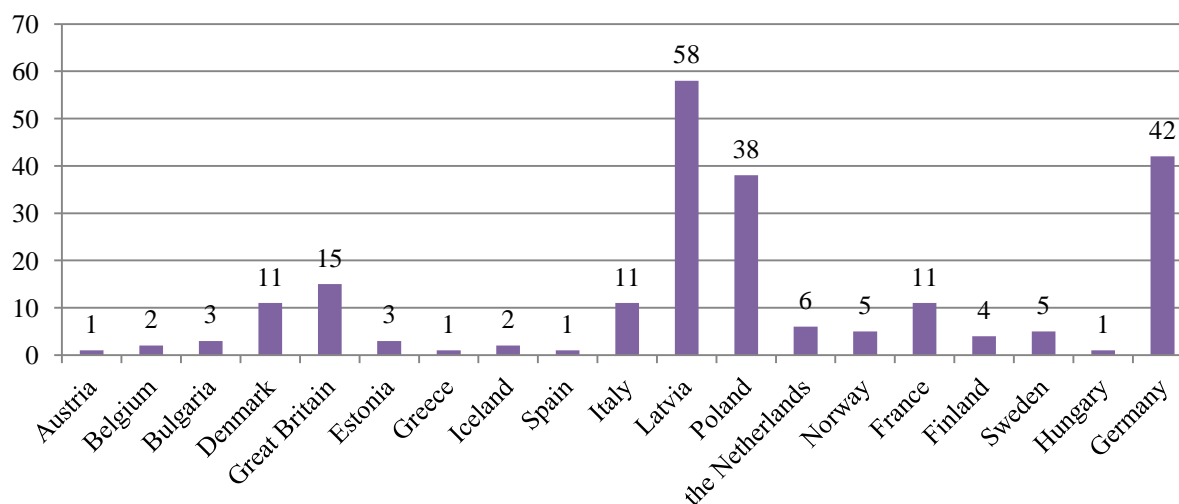


6.6. Extension of the permit to the family member of the EU Member State national to reside in the Republic of Lithuania. Flow Chart



6.7. Number of applications for issue of a Certificate confirming the right of an EU / EFTA Member State national to permanently reside in the Republic of Lithuania in 2010, by nationality

Nationality	Application
Austria	1
Belgium	2
Bulgaria	3
Denmark	11
Great Britain	15
Estonia	3
Greece	1
Iceland	2
Spain	1
Italy	11
Latvia	58
Poland	38
the Netherlands	6
Norway	5
France	11
Finland	4
Sweden	5
Hungary	1
Germany	42
Total	220



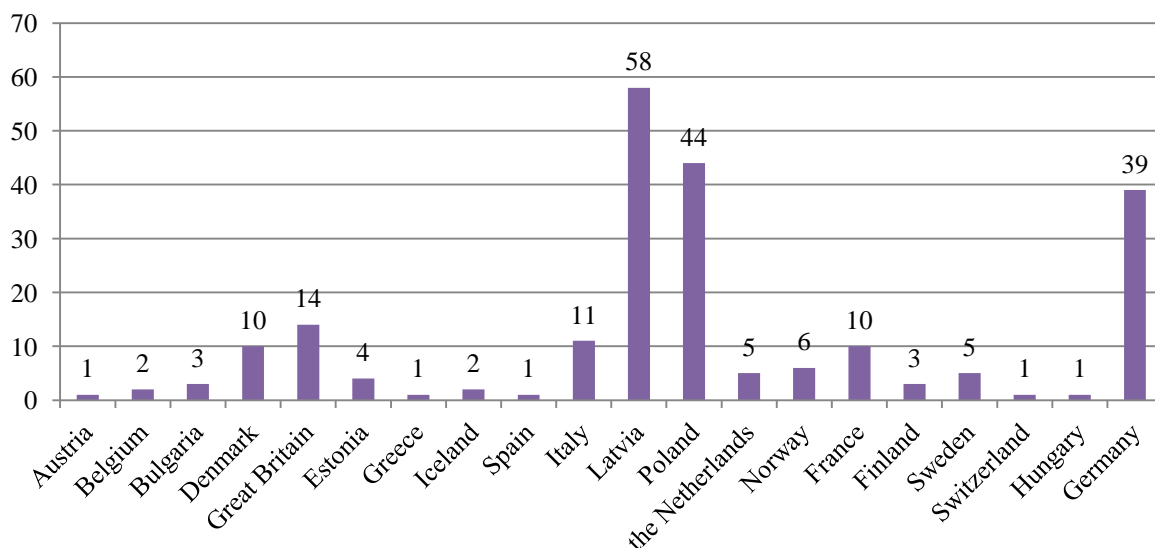
The national of an EU Member State who has been legally residing in the Republic of Lithuania for the last 5 years or who has retained the right to citizenship of the Republic of Lithuania according to the procedure established by the Law on Citizenship or who is a person of Lithuanian descent or entered the Republic of Lithuania for residence accompanying the citizen of the Republic of Lithuania as his family member, shall acquire the right to permanently reside in the Republic of Lithuania.

The EU Member State national shall be issued a certificate of the form established by the Minister of the Interior confirming his right to permanently reside in the Republic of Lithuania. This certificate proves the right of the EU Member State national to permanently reside in the Republic of Lithuania.

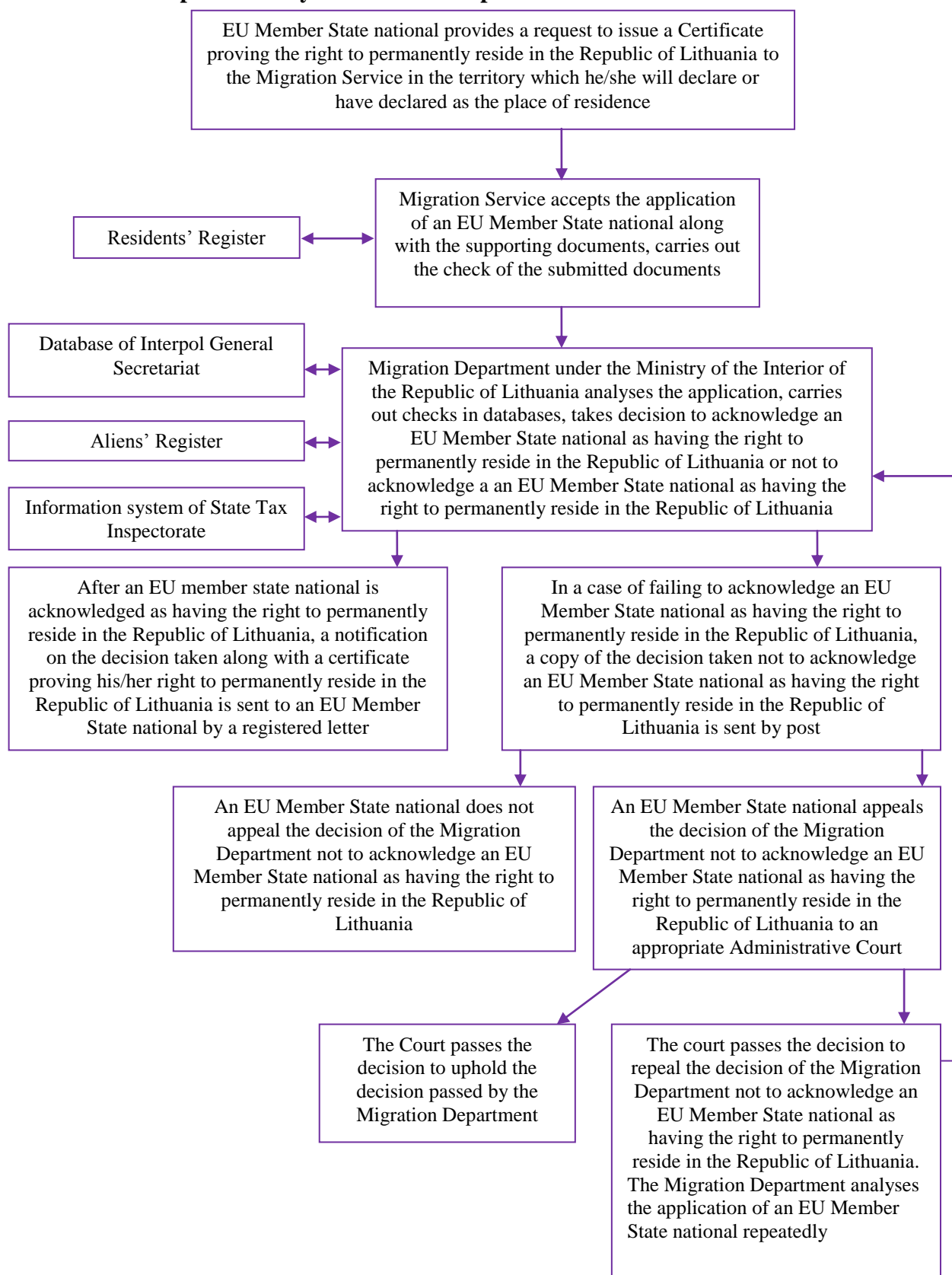
Source. Article 104 (1, 4) of the Law on the Legal Status of Aliens of the Republic of Lithuania of 29 April 2004.

6.8. Number of decisions on issue of a certificate confirming the right of an EU / EFTA Member State national to permanently reside in the Republic of Lithuania in 2010, by nationality

Nationality	Decisions made regarding the certificate confirming the right to permanently reside in the Republic of Lithuania	
	issue	refuse to issue
Austria	1	-
Belgium	2	-
Bulgaria	3	-
Denmark	10	-
Great Britain	14	-
Estonia	4	-
Greece	1	-
Iceland	2	-
Spain	1	-
Italy	11	-
Latvia	58	-
Poland	44	-
the Netherlands	5	-
Norway	6	-
France	10	-
Finland	3	-
Sweden	5	-
Switzerland	1	-
Hungary	1	-
Germany	39	-
Total	221	-



6.9. Issue of a Certificate confirming the right of an EU/EFTA Member State national to permanently reside in the Republic of Lithuania. Flow Chart



6.10. Number of applications of family members of citizens of an EU /EFTA Member State for issue / extend an EC permanent residence permit in 2010, by nationality

Nationality	Applications	
	issue	extend
Ukraine	1	-
Total	1	-

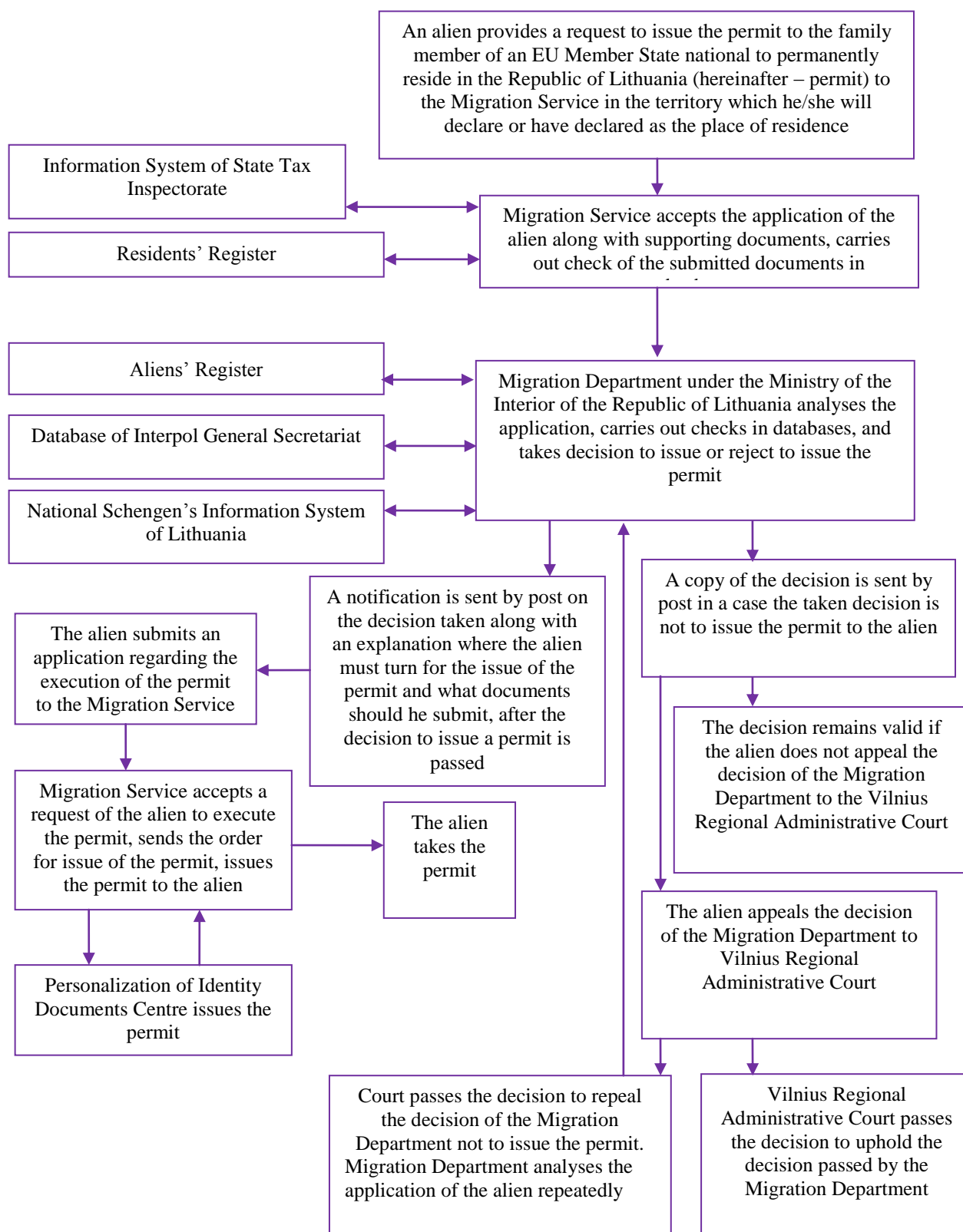
Family members of an EU Member State national acquire the right to permanently reside in the Republic of Lithuania if they have been legally residing in it with an EU Member State national for the last 5 years or if they retained the right to reside in the Republic of Lithuania under the Article 101¹ (1) of the Law on the Legal Status of Aliens of the Republic of Lithuania or they are family members of an EU Member State national who has retained the right to citizenship of the Republic of Lithuania according to the procedure established by the Law on Citizenship or are family members of a person of Lithuanian descent.

Source. Article 104 (2, 3, 5) of the Law on the Legal Status of Aliens of the Republic of Lithuania of 29 April 2004.

6.11. Number of decisions for issue / extend a permanent residence permit in the Republic of Lithuania for family members of citizens of an EU / EFTA Member State in 2010, by nationality

Nationality	Decisions passed	
	issue	Reject to issue
Ukraine	1	-
Total	1	-

6.12. Issue of a permit to the family member of an EU Member State national to permanently reside in the Republic of Lithuania. Flow Chart



7. TEMPORARY RESIDENCE PERMITS IN THE REPUBLIC OF LITHUANIA

7.1. Number of applications of aliens for issue/replacement of a temporary residence permit in the Republic of Lithuania in 2010, by nationality

7.2. Number of decisions on issue / replacement of a temporary residence permit in the Republic of Lithuania for aliens in 2010, by grounds for arrival

7.3. Number of withdrawn temporary residence permits in the Republic of Lithuania in 2010, by the grounds for withdrawal

7.4. Number of withdrawn temporary residence permits in the Republic of Lithuania in 2010, by the nationality

7.5. Number of issued / replaced temporary residence permits of the Republic of Lithuania to aliens in 2010, by nationality

7.6. Number of temporary residence permits in the Republic of Lithuania issued / replaced to aliens in 2010, by grounds of arrival

7.7. Issue of a temporary residence permit in the Republic of Lithuania. Flow chart

7.8. Replacement of a temporary residence permit in the Republic of Lithuania for an alien. Flow Chart

7.1. Number of applications of aliens for issue / replacement of a temporary residence permit in the Republic of Lithuania in 2009, by nationality

Nationality of an alien	Applications for the issue of a temporary residence permit in the Republic of Lithuania	Applications for the replacement of a temporary residence permit in the Republic of Lithuania
European States, including:	2 299	5 333
- Belarus	968	2 286
- Russia	594	1 590
- Turkey	71	130
- Ukraine	431	924
North America States, including:	113	175
- the USA	102	158
Central and South America States	17	41
Australia and Oceania States	4	12
Asian States, including:	458	789
- India	118	115
- Israel	54	153
- China	116	202
- Lebanon	19	71
African States	49	94
Stateless	18	37
Total	2 958	6 481

Note. The table does not include aliens that have submitted applications for subsidiary protection in the Republic of Lithuania.

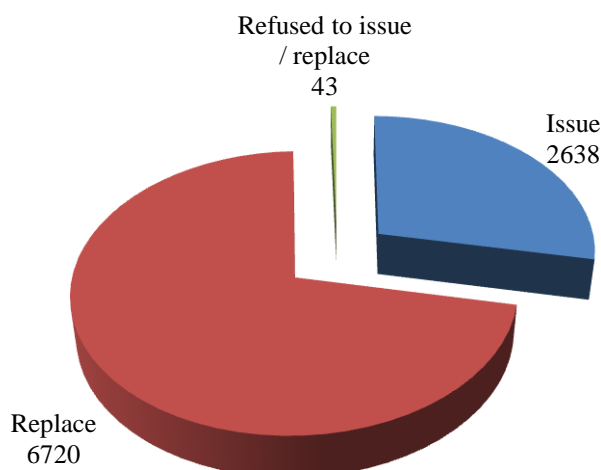
A temporary residence permit in the Republic of Lithuania may be issued / replaced to an alien if:

- 1) an alien has retained the right to Lithuanian citizenship in the manner prescribed by the Law on Citizenship;
- 2) an alien is a person of Lithuanian descent;
- 3) it is the case of family reunification;
- 4) an alien intends to take up employment in the Republic of Lithuania;
- 5) an alien intends to engage in lawful activities in the Republic of Lithuania;
- 6) an alien intends to get access to education, to study at an educational establishment, to participate in internship, training, to take part in vocational training;
- 7) an alien has been put under guardianship/curatorship or has been appointed guardian/curator;
- 8) an alien may not be expelled from the Republic of Lithuania or his expulsion has been postponed;
- 9) an alien has been granted subsidiary protection in the Republic of Lithuania;
- 10) an alien has been granted temporary protection in the Republic of Lithuania;
- 11) an alien is unable to leave because he is in dangerous state of health and needs immediate emergency medical aid;
- 12) an alien will be allowed to remain in the Republic of Lithuania as he is or has been a victim of human trafficking and cooperates with the pre-trial investigation body or with the court in the fight against trafficking in human beings or in combating the offences of trafficking in human beings;
- 13) he intends to carry out research and/or experimental development works as the researcher under employment contract concluded with the research institution registered in the Republic of Lithuania.

Source. Article 40 (1) of the Law on the Legal Status of Aliens of the Republic of Lithuania.

7.2. Number of decisions on issue / replacement of a temporary residence permit in the Republic of Lithuania for aliens in 2010, by grounds for arrival

Ground of arrival	Decisions on a temporary residence permit in the Republic of Lithuania taken		
	issue	replace	refuse to issue / replace
An alien has retained the right to citizenship of the Republic of Lithuania in the manner prescribed by the Law on Citizenship	18	3	-
An alien is a person of Lithuanian descent	19	3	-
Parents (adoptive parents) of an alien or one of them live in the Republic of Lithuania and are citizens of the Republic of Lithuania	60	222	-
Parents (adoptive parents) of an unaccompanied minor or one of them reside in the Republic of Lithuania, or a spouse of one of the parents taking care of an unaccompanied minor is a citizen of the Republic of Lithuania or has a residence permit of the Republic of Lithuania	136	340	-
A child (adoptive child) of an alien lives in the Republic of Lithuania and is a citizen of the Republic of Lithuania	119	627	-
Spouse of an alien or a person with whom the registered partnership is concluded and who is a national of the Republic of Lithuania or an alien possessing a residence permit of the Republic of Lithuania	500	2 424	21
An alien is in possession of a work permit in the Republic of Lithuania	686	1 057	2
An alien intends to engage in lawful activities in the Republic of Lithuania	548	832	20
An alien intends to engage in lawful activities in the Republic of Lithuania, the activity of which is not subject to work permission or permission to carry out certain type of activity	52	47	-
An alien is admitted to study at the higher education institution for full-time consecutive studies	434	1 023	-
An alien is admitted to study at the secondary education institution	20	32	-
Other	46	110	-
Total	2 638	6 720	43



7.3. Number of withdrawn temporary residence permits in the Republic of Lithuania in 2010, by the grounds for withdrawal

Ground of withdrawal	Withdrawn temporary residence permits in the Republic of Lithuania
There are grounds provided in the Article 35 (1) of the Law on the Legal Status of Aliens of the Republic of Lithuania	5
There are serious grounds to believe that a marriage of convenience, registered partnership of convenience or fake adoption have been concluded	2
A marriage has been dissolved	7
An alien's work permit in the Republic of Lithuania has been withdrawn	194
an employment contract with the alien has been terminated	104
It is established that the enterprise, agency or organization whose owner or co-owner the alien is does not perform the declared activities and/or the alien's stay in the Republic of Lithuania is not necessary for the pursuit of the aims and carrying out of the activities of the enterprise, agency or organization	9
The alien's lawful activities in the Republic of Lithuania have been terminated or completed	13
The alien has been removed from the lists of students or pupils, his internship programme is discontinued or is completed before schedule, he is removed from the lists of participants in in-service or vocational training	95
The alien departs to reside or has been residing in a foreign country for a period longer than six months	26
The change of the circumstances due to which the temporary permit was issued	21
Temporary residence permit in the Republic of Lithuania has been withdrawn for the alien's family member who lives together with an alien	11
Total	487

7.4. Number of withdrawn temporary residence permits in the Republic of Lithuania in 2010, by the nationality

Nationality of an alien	Withdrawn temporary residence permits in the Republic of Lithuania	Nationality of an alien	Withdrawn temporary residence permits in the Republic of Lithuania
Armenia	8	Moldova	15
Belarus	212	Nepal	6
Bangladesh	2	Nigeria	3
Egypt	1	Pakistan	12
Georgia	8	South Korea	1
India	20	Russia	29
Iran	2	Sri Lanka	2
Israel	5	Thailand	5
the USA	6	Tunisia	1
Canada	1	Turkey	10
China	44	Ukraine	80
Kirgizstan	1	Uzbekistan	3
Lebanon	8	Vietnam	1
Mexico	1	Total	487

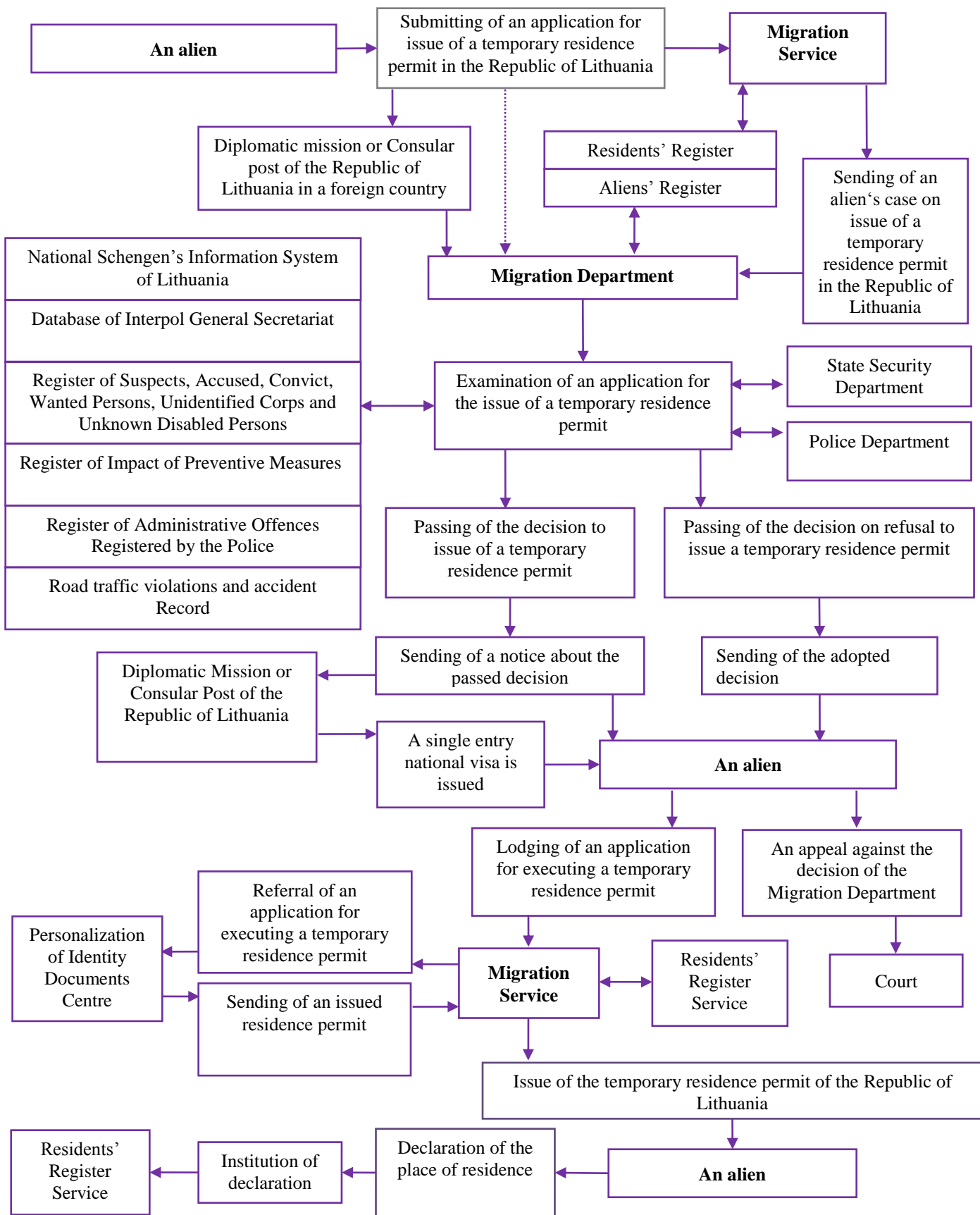
7.5. Number of issued/replaced temporary residence permits of the Republic of Lithuania to aliens in 2010, by nationality

Nationality	Issued temporary residence permits in the Republic of Lithuania	Replaced temporary residence permits in the Republic of Lithuania
European States, including:	1291	6470
- Belarus	508	2 778
- Moldova	24	145
- Russia	412	1 965
- Turkey	41	174
- Ukraine	209	1 078
North America States, including:	68	240
- the USA	62	212
Central and South America states	10	54
Australia and Oceania States	1	15
Asian States, including:	313	987
- Israel	39	197
- China	74	232
- Lebanon	13	93
African States	38	108
Stateless	7	55
Total	1 728	7 929

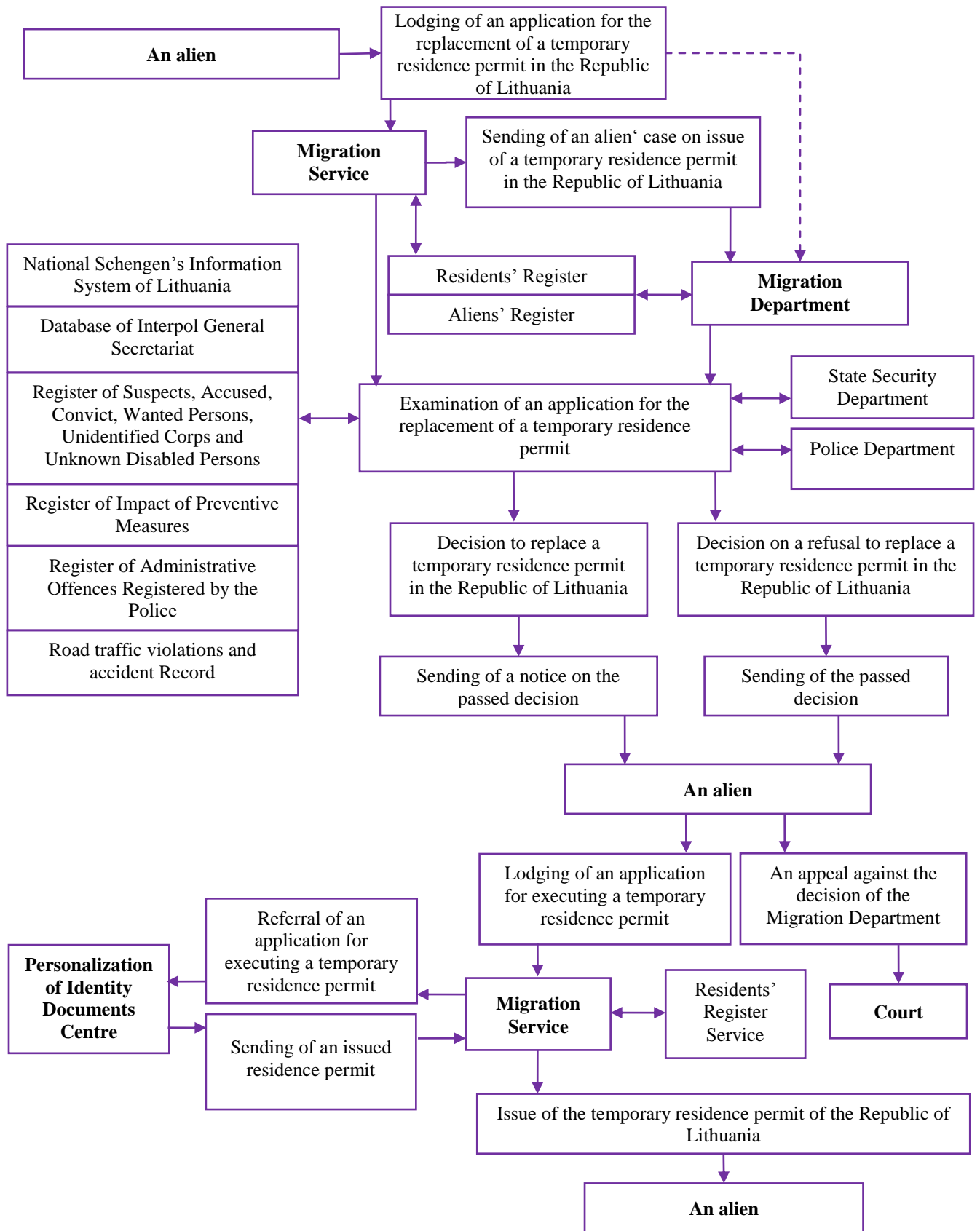
7.6. Number of temporary residence permits in the Republic of Lithuania issued / replaced to aliens in 2010, by grounds of arrival

Ground of issue / replacement	Issued temporary residence permits in the Republic of Lithuania	Replaced temporary residence permits in the Republic of Lithuania
An alien has retained the right to the citizenship of the Republic of Lithuania	20	8
An alien is a person of Lithuanian descent	21	10
An alien arrives for family reunification	639	4006
An alien intends to work in the Republic of Lithuania	219	1588
An alien intends to engage in lawful activities	373	975
An alien intends to get education, to study at an educational establishment, to participate in an internship programme, to undergo in-service training, to take part in vocational training	426	1 177
An alien has been put under guardianship / curatorship or he has been appointed guardian / curator	5	29
An alien may not be expelled from the Republic of Lithuania or his expulsion has been postponed	4	18
An alien has been granted subsidiary protection in the Republic of Lithuania	13	94
An alien is unable to leave because of the dangerous physical condition and he is in need of immediate medical aid	3	18
Other	5	6
Total	1728	7929

7.7. Issue of a temporary residence permit in the Republic of Lithuania. Flow chart



7.8. Replacement of a temporary residence permit in the Republic of Lithuania for an alien. Flow Chart



8. PERMITS OF A LONG TERM RESIDENT OF THE REPUBLIC OF LITHUANIA TO RESIDE IN THE EUROPEAN COMMUNITY

8.1. Number of applications of aliens for the issue of a permit of a long term resident of the Republic of Lithuania to reside in the European Community in 2010, by nationality

8.2. Number of decisions on issue of a permit of a long term resident of the Republic of Lithuania to reside in the European Community in 2010, by nationality

8.3. Number of permits of a long term resident of the Republic of Lithuania to reside in the European Community issued to aliens in 2010, by grounds

8.4. Number of aliens who have received permits of a long term resident of the Republic of Lithuania to reside in the European Community, by nationality

8.5. Number of replaced permits of a long term resident of the Republic of Lithuania to reside in the European Community for aliens, by nationality

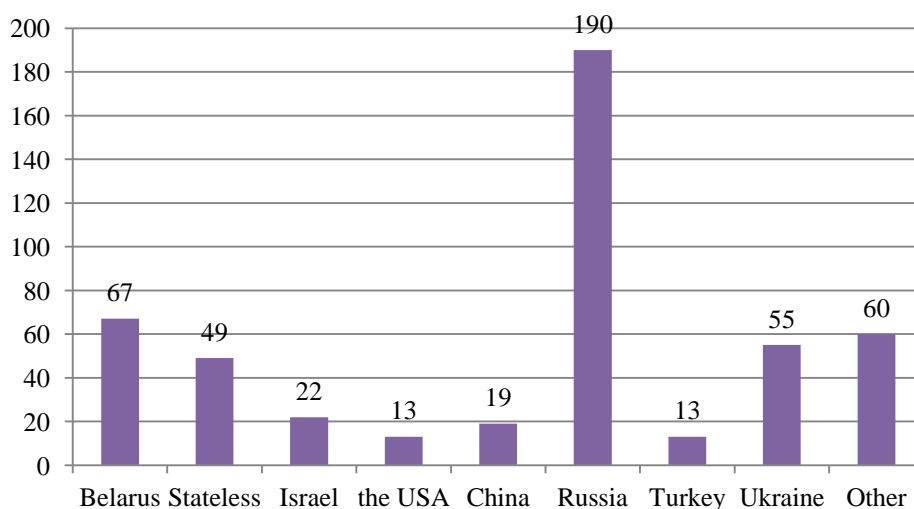
8.6. Issue of the permit to an alien of a long term resident of the Republic of Lithuania to reside in the European Community. Flow Chart

8.7. Replacement of the permit of a long term resident of the Republic of Lithuania to reside in the European Community to an alien. Flow Chart

8.1. Number of applications of aliens for the issue of a permit of a long term resident of the Republic of Lithuania to reside in the European Community in 2010, by nationality

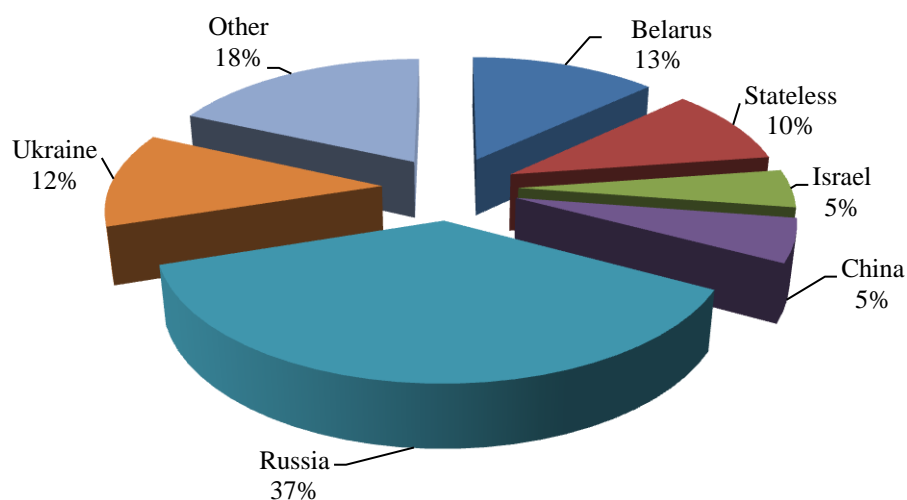
Nationality	Number of applications
Afghanistan	5
Armenia	10
Azerbaijan	11
Belarus	67
Stateless	49
Belize	1
Brazil	1
Egypt	1
Ecuador	1
Georgia	3
India	1
Iran	1
Israel	22
the USA	13
Canada	1
Kazakhstan	4
China	19
Lebanon	9
Mexico	2
Moldova	2
Nigeria	1
Peru	1
Russia	190
Syria	1
Turkey	13
Turkmenistan	1
Ukraine	55
Uzbekistan	2
Vietnam	1
Total	488

Note. The table does not include aliens that have been granted refugee status in the Republic of Lithuania.



8.2. Number of decisions on issue of a permit of a long term resident of the Republic of Lithuania to reside in the European Community in 2010, by nationality

Nationality	Decision on issue of a permit of a long term resident of the Republic of Lithuania to reside in the European Community	
	issue	refuse to issue
Afghanistan	6	-
Armenia	14	-
Azerbaijan	10	-
Belarus	61	1
Stateless	45	-
Belize	1	-
Brazil	1	-
Egypt	1	-
Ecuador	1	-
Georgia	3	-
Iran	1	-
Israel	22	-
the USA	13	-
Kazakhstan	6	-
China	25	-
Kuwait	1	-
Lebanon	6	2
Mexico	1	-
Moldova	3	-
Nigeria	1	-
Pakistan	1	-
Peru	1	-
Russia	174	3
Syria	1	-
Turkey	9	1
Turkmenistan	1	-
Ukraine	55	2
Uzbekistan	2	-
Vietnam	1	-
Total	467	9



8.3. Number of permits of a long term resident of the Republic of Lithuania to reside in the European Community issued to aliens in 2010, by grounds

Ground of issue	Number of aliens
Has retained the right to Lithuanian citizenship	27
Is a person of Lithuanian descent	34
Arrived to Lithuania for residence together with a Lithuanian Citizen as a member of his / her family	25
Has lost Lithuanian citizenship but resides in the Republic of Lithuania	20
A child under 18 born in the Republic of Lithuania and his parents or one of them is a citizen of the Republic of Lithuania whose place of residence is declared in the Republic of Lithuania or has a permanent residence permit	51
A child under 18 born not in the Republic of Lithuania and his parents or one of them is a citizen of the Republic of Lithuania whose place of residence is declared in the Republic of Lithuania or has a permanent residence permit	28
Was granted a refugee status	1
Has been living in the Republic of Lithuania for last 5 successive years having a temporary residence permit	244
Ground provided for in the Law of the Republic of Lithuania implementing the Law on the Legal Status of Aliens	45
Arrived for residence as a family member with an alien who retained the right to the citizenship of the Republic of Lithuania or is a person of Lithuanian descent and live together	3
Total	478

Source. Residents' Register Service under the Ministry of the Interior.

8.4. Number of aliens who have received permits of a long term resident of the Republic of Lithuania to reside in the European Community, by nationality

Nationality	2006	2007	2008	2009	2010
European States, including:	258	416	466	424	300
-Belarus	46	57	103	84	65
-Russia	147	244	249	233	175
-Ukraine	32	57	66	54	47
North America States	12	137	96	18	13
Central and South America States	5	3	3	3	7
Australia and Oceania States	-	6	5	2	-
African States	3	10	4	7	8
Asian States	44	88	74	77	103
Stateless	75	85	77	57	47
Total	397	746	725	588	478

Source. Personalization of Identity Documents Centre under the Ministry of the Interior.

A permit of a long term resident of the Republic of Lithuania to reside in the European Community may be issued provided that the alien:

- has retained the right to citizenship of the Republic of Lithuania according to the procedure established by the Law on Citizenship;
- is a person of Lithuanian descent;
- has entered into the Republic of Lithuania for residence accompanying a citizen of the Republic of Lithuania as the family member;
- has lost Lithuanian citizenship but resides in the Republic of Lithuania;
- is a child under 18 born in the Republic of Lithuania, and one or both of his parents are the citizens of the Republic of Lithuania, whose place of residence is declared in the Republic of Lithuania, or hold a Permanent Residence Permit;
- is a child under 18 born not in the Republic of Lithuania, and one or both of his parents are the citizens of the Republic of Lithuania, whose place of residence is declared in the Republic of Lithuania, or hold a Permanent Residence Permit;
- has been granted a refugee status in the Republic of Lithuania;
- has been living in the Republic of Lithuania for a continuous period of the last 5 years holding a temporary residence permit;
- in the case provided for in the Law Implementing the Law on the Legal Status of Aliens.

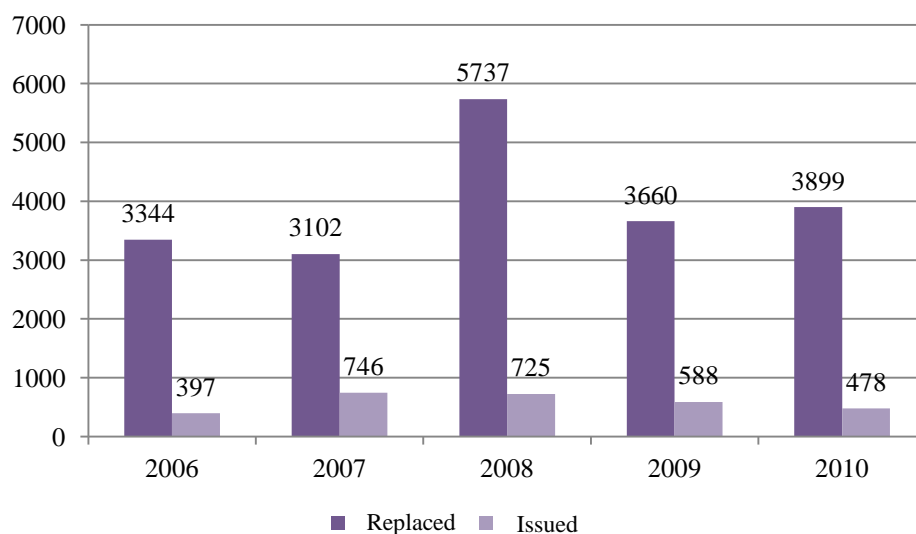
Family members entering for residence with the alien who has retained the right to citizenship of the Republic of Lithuania according to the procedure established by the Republic of Lithuania Law on Citizenship or is a person of Lithuanian descent, and residing under his roof shall be issued permits of long term residents of the Republic of Lithuania to reside in the European Community.

Source. Article 53 (1, 7) of the Law on the Legal Status of Aliens of the Republic of Lithuania.

8.5. Number of replaced permits of a long term resident of the Republic of Lithuania to reside in the European Community for aliens, by nationality

Nationality	2006	2007	2008	2009	2010
European States, including:	2 164	2 010	4 549	2 363	2 666
-Belarus	483	348	311	318	485
-Russia	1 362	1 247	3 849	1 847	1 973
-Ukraine	225	358	344	151	195
North American States	13	14	10	4	17
Central and South American States	-	-	-	2	-
African States	1	4	1	1	9
Asian States, including:	101	63	96	106	210
-Israel	37	13	21	20	25
-Kazakhstan	28	22	35	43	40
-Vietnam	12	10	11	9	41
Australian and Oceania States	-	2	-	-	-
Stateless	1 065	1 009	1 081	1 184	993
Total	3 344	3 102	5 737	3 660	3 899

Source. Personalization of Identity Documents Centre under the Ministry of the Interior.

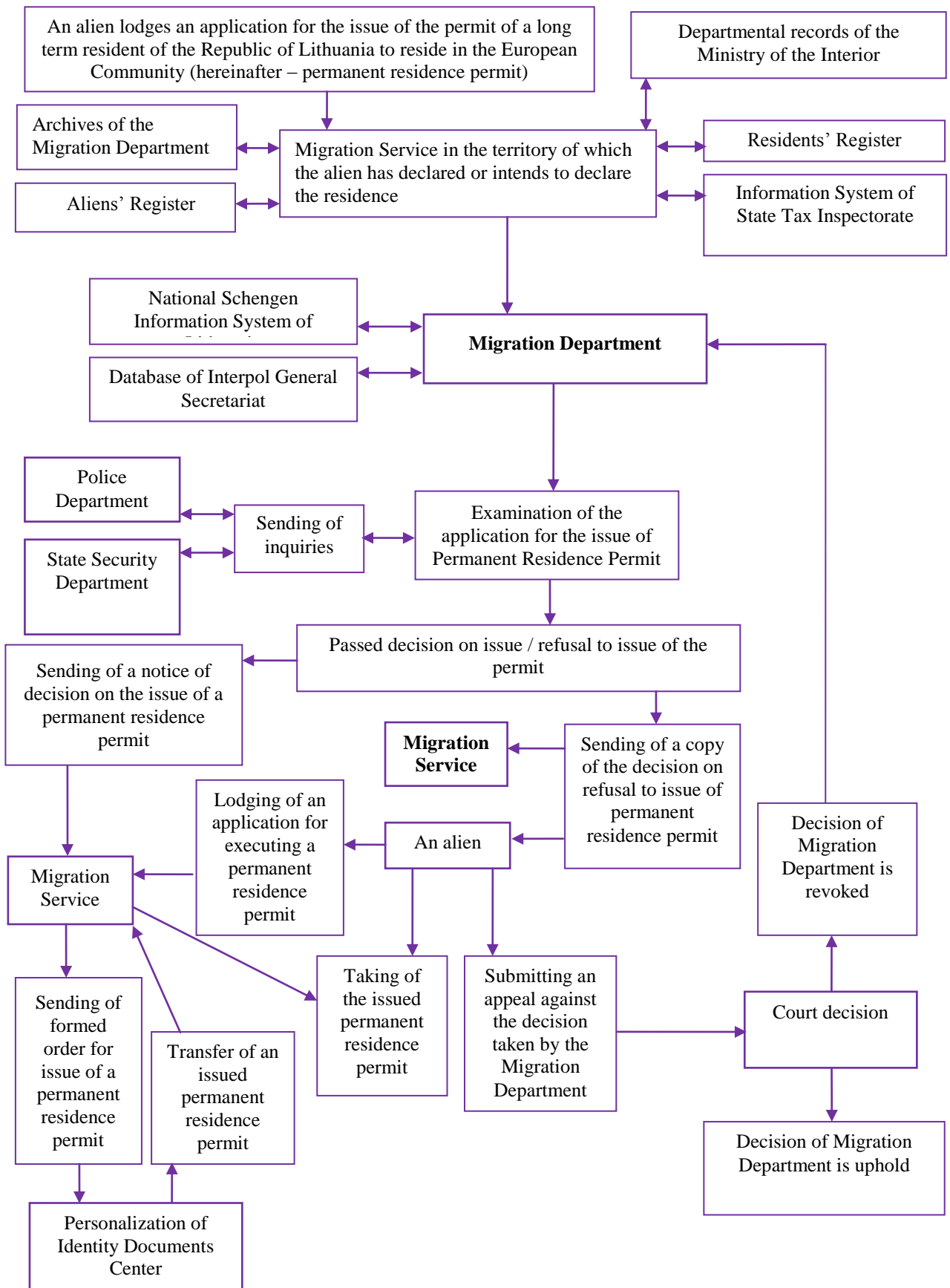


At the request of an alien permanent residence permit in the Republic of Lithuania may be replaced in case:

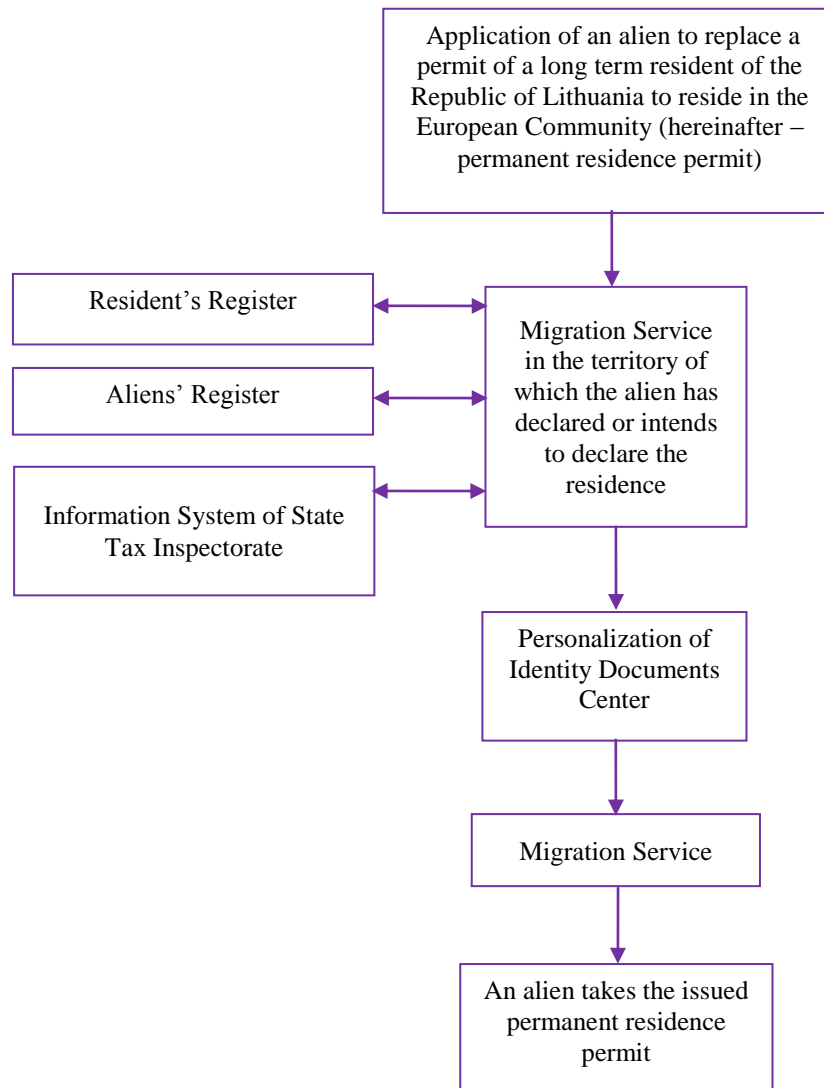
- the alien changes personal data;
- permanent residence permit becomes improper for usage;
- permanent residence permit is no longer valid;
- permanent residence permit includes false entries.
- permanent residence permit is lost.

Source. Article 53 (2) of the Law on the Legal Status of Aliens of the Republic of Lithuania.

8.6. Issue of the permit to an alien of a long term resident of the Republic of Lithuania to reside in the European Community. Flow Chart



8.7. Replacement of the permit of a long term resident of the Republic of Lithuania to reside in the European Community to an alien. Flow Chart



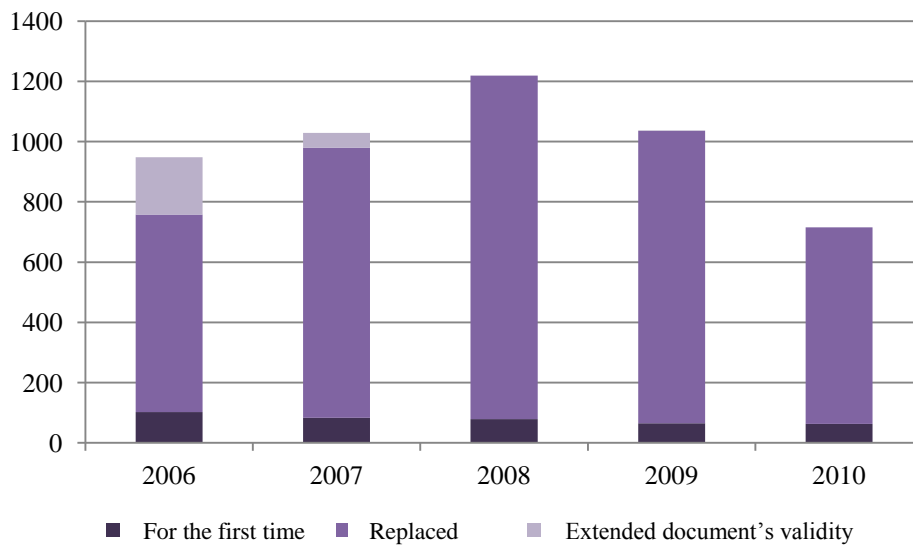
9. TRAVEL DOCUMENTS OF THE REPUBLIC OF LITHUANIA ISSUED TO ALIENS

- 9.1. Number of Travel documents issued and extended to stateless persons
- 9.2. Issue, replacement and extension of a period of validity of Travel documents of stateless persons residing in the Republic of Lithuania. Flow Chart
- 9.3. Extension of the validity of Travel documents of stateless persons to stateless persons staying abroad. Flow Chart
- 9.4. Number of Travel documents issued, replaced and extended for refugees
- 9.5. Issue, replacement and extension of a period of validity of a Refugee's Travel document. Flow Chart
- 9.6. Number of aliens' passports issued to aliens
- 9.7. Number of aliens' passports issued to aliens, by nationality
- 9.8. Issue, replacement and extension of validity of an Alien's Passport. Flow Chart

9.1. Number of Travel documents issued and extended to stateless persons

	2006	2007	2008	2009	2010
Total number issued, including:	758	980	1 219	1 035	715
- for the first time	102	83	79	65	63
- replaced	656	897	1 140	970	652
Extended document's validity	190	49	-	2	-
Total	948	1 029	1 219	1 037	715

Source. Personalization of Identity Documents Centre under the Ministry of the Interior, Migration Services.

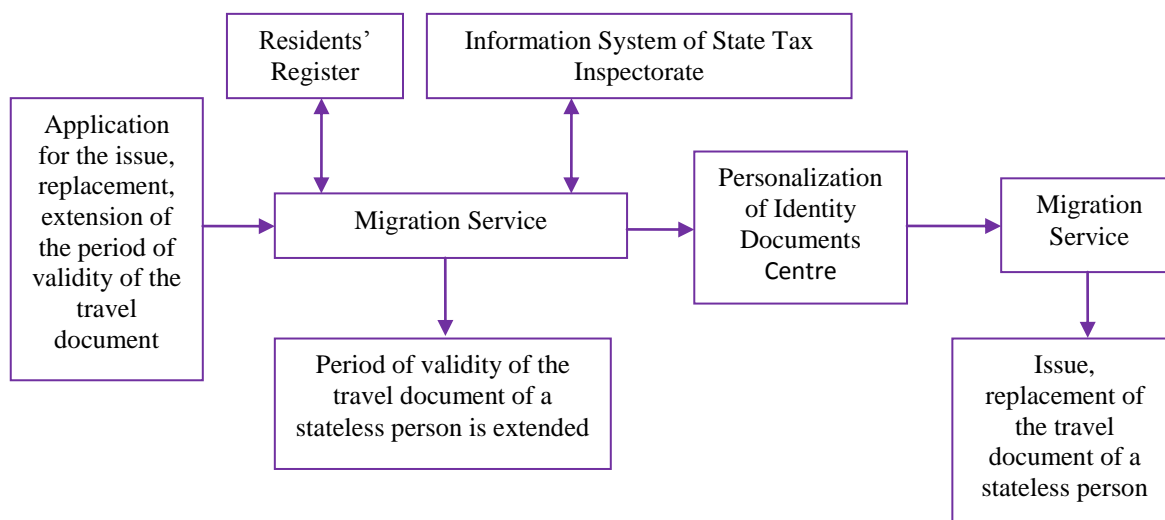


A stateless person who is entitled to temporary or permanent residence in the Republic of Lithuania but does not possess a travel document valid in a foreign country may be issued, according to the procedure established by the Minister of the Interior, a travel document of a stateless person provided for in 1954 Convention relating to the Status of Stateless Persons.

Source. Article 38 of the Law on the Legal Status of Aliens of the Republic of Lithuania.

Note. Travel documents to stateless persons are being issued from January of 1994.

9.2. Issue, replacement and extension of a period of validity of Travel documents of stateless persons residing in the Republic of Lithuania. Flow Chart



An application for the issue or replacement of a travel document must be examined and travel document must be issued or replaced within one month from the date of lodging an application. In urgent cases the document may be issued within 7 working days from the date of receiving an application at the migration service. The period of validity of the travel document is extended within 10 working days from the date of receiving an application at the migration service.

State fee fixed by the Government must be paid by the stateless person for the issue or change of a travel document (100 Lt, in urgent cases – 150 Lt) and the extension of a period of validity (10 Lt).

In order to obtain or replace a travel document, a stateless person must submit the following documents to the migration service according to his / her residence:

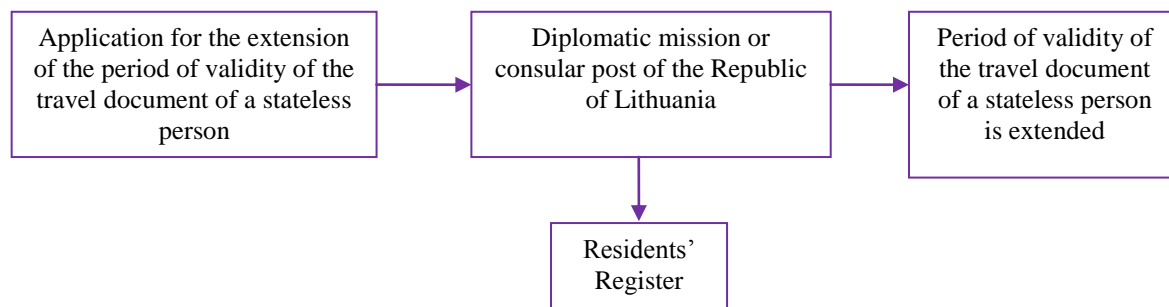
- an application of a set form for the issue / replacement of a travel document to a stateless person;
- a valid residence permit in the Republic of Lithuania;
- a travel document issued to a stateless person (in case of replacement);
- if there are no technical possibilities to scan the face image of a stateless person with the biometric data registration equipment or if a stateless person requests that his face image would be scanned from photograph, a stateless person must provide 2 identical photographs corresponding to the age of a stateless person;
- a document confirming that state fee fixed by the Government was paid for the issue of a travel document in an urgent case or a document confirming the circumstances of an exemption from paying the state fee and its copy;
- in a case of an application for the replacement of a travel document if it was lost or has become unfit for use a stateless person must provide a motivated explanation.

To extend a period of validity of a travel document, a stateless person must submit to the migration service according to the residence:

- an application to extend the period of validity of a travel document of a stateless person;
- a valid residence permit in the Republic of Lithuania and a copy of a valid residence permit in the Republic of Lithuania;
- a valid travel document of a stateless person.

Source. Paragraphs 6, 8, 9, 10, 18, 19, 20 and 21 of the Regulations on Issue Travel Documents for Stateless Persons approved by the rule of the Minister of the Interior of the Republic of Lithuania, 24 November 2005.

9.3. Extension of the validity of Travel documents of stateless persons to stateless persons staying abroad. Flow Chart



In order to extend a period of validity of a travel document of stateless person, a stateless person staying abroad must submit to a diplomatic mission or a consular office of the Republic of Lithuania:

- a free form application;
- a valid residence permit in the Republic of Lithuania;
- a valid travel document of a stateless person;
- a document proving payment of the consular fee of established rate (EUR 20).

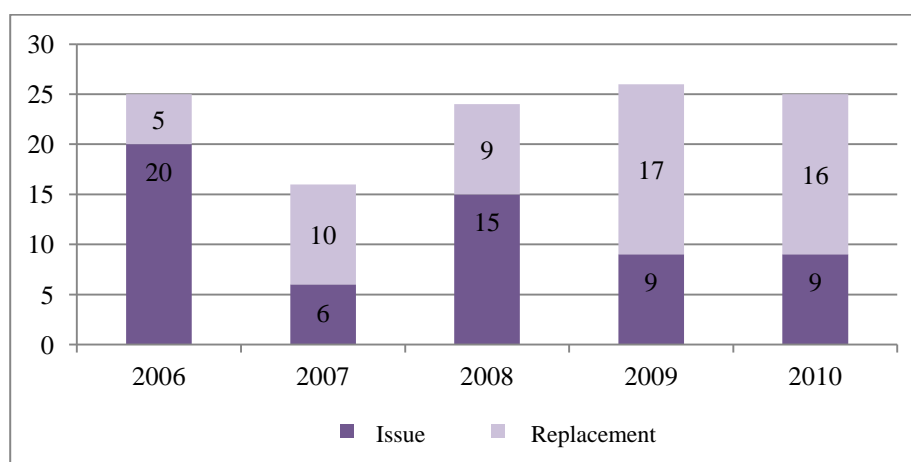
The period of validity of the travel document is extended within 10 working days from the date of lodging an application.

Source. Paragraphs 7, 10, 21 and 37 of the Regulations on Issue Travel Documents for Stateless Persons approved by the rule of the Minister of the Interior of the Republic of Lithuania, 24 November 2005.

9.4. Number of Travel documents issued, replaced and extended for refugees

	2006	2007	2008	2009	2010
Issue	20	6	15	9	9
Replacement	5	10	9	17	16
Extended document's validity	-	-	-	-	-
Total	25	16	24	26	25

Source. Migration Services.



In order to go abroad a refugee permanently residing in the Republic of Lithuania is issued a refugee travel document.

Source. Article 89 (3) of the Law on the Legal Status of Aliens of the Republic of Lithuania.

9.5. Issue, replacement and extension of a period of validity of a Refugee's Travel document. Flow Chart

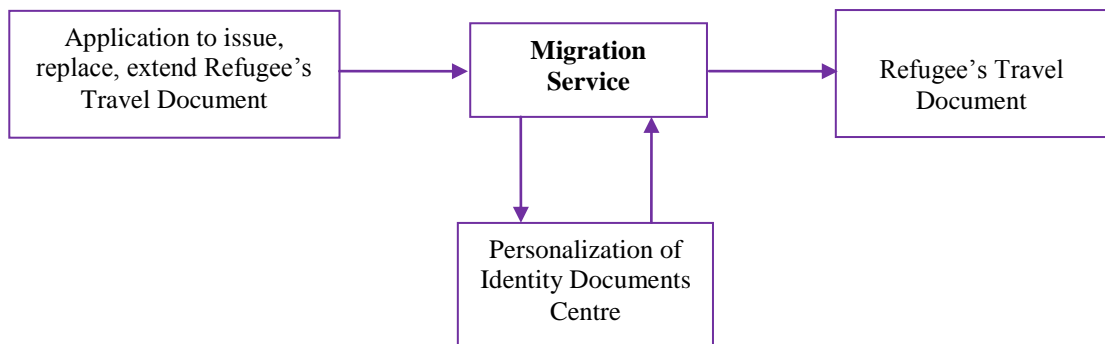
In order to obtain, replace or extend the period of validity of a refugee's travel document, an alien who has been granted refugee status in the Republic of Lithuania must submit the following documents to the Migration Service according to his/her residence:

- an application for the issue (replacement) or extension of a period of validity of a refugee's travel document;
- a valid permanent residence permit in the Republic of Lithuania;
- a refugee's travel document in case of replacement or extension of the period of validity;
- photographs, if there are no technical possibilities to scan the face image of a person or if a person requests that his face image would be scanned from photograph.

A state fee must be paid for the issue, replacement or extension of a period of validity of a refugee's travel document.

An application for the issue, replacement or extension of a period of validity of a refugee's travel document must be examined not later than within 15 working days from the date of lodging of the application. A refugee's travel document must be issued / replaced within 15 working days from the date of making a decision on the issue/replacement, while a period of validity must be extended within 5 working days from the date of making a decision to extend a period of validity.

Source. Paragraphs 12, 15 and 16 of the Regulations of Issue of Refugee's Travel Document approved by the Order of the Minister of the Interior of the Republic of Lithuania, 7 December 2004.



9.6. Number of aliens' passports issued to aliens

	2006	2007	2008	2009	2010
Issued total, including:	64	98	75	69	48
- for the first time	28	45	23	32	13
- replaced	36	53	52	37	35
Extended document's validity	29	1	2	-	-
Total	93	99	77	69	48

Source: Personalization of Identity Documents Centre under the Ministry of the Interior; Migration Services.

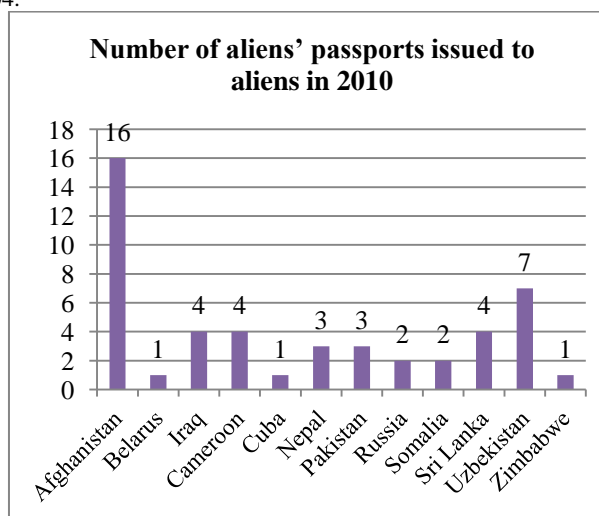
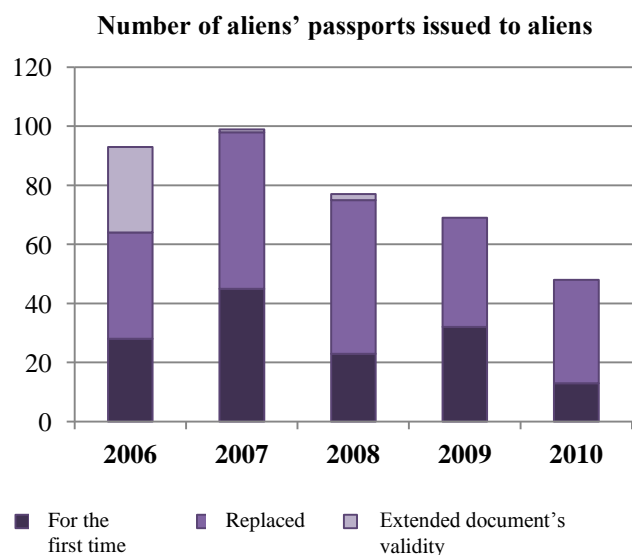
Note. Aliens' passports are being issued from 15 November 2004.

9.7. Number of aliens' passports issued to aliens, by nationality

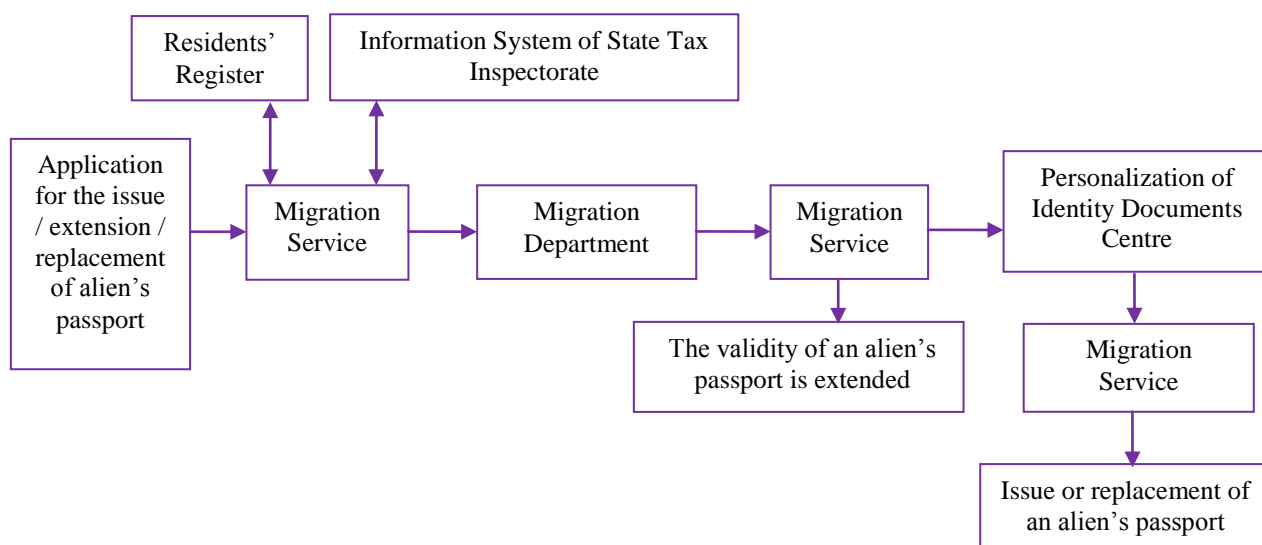
Nationality	Issued aliens' passports				
	2006	2007	2008	2009	2010
Afghanistan	5	18	15	13	16
Algeria	1	-	-	-	-
Belarus	-	2	1	1	1
Stateless	-	4	-	-	-
Ethiopia	-	2	1	-	-
Iraq	1	2	2	2	4
Cameroon	-	2	3	8	4
Congo	-	-	-	2	-
Cuba	-	-	1	-	1
Nepal	-	-	-	2	3
Pakistan	1	-	1	2	3
Russia	56	63	45	21	2
Syria	-	-	-	1	-
Somalia	-	3	-	-	2
Sri Lanka	-	1	1	10	4
Uzbekistan	-	-	4	7	7
Zimbabwe	-	1	1	1	1
Total	64	98	75	70	48

Source: Personalization of Identity Documents Centre under the Ministry of the Interior; Migration Services.

Note. Aliens' passports are being issued from 15 November 2004.



9.8. Issue, replacement and extension of validity of an Alien's Passport. Flow Chart



An alien must pay a state fee fixed by the Government (issue, replacement of an alien's passport – 124 Lt, extension of validity of an alien's passport – 10 Lt) before applying for issue, replacement or extension of validity of an alien's passport.

The alien's passport must be issued or replaced within 40 days from the date of receipt of the application by the Migration Service, the period of validity of an alien's passport must be extended within one month from the date of receipt of the application by the Migration Service.

In order to obtain an alien's passport an alien must submit to the Migration Service according to the residence:

- an application of a set form for the issue of an alien's passport;
- a well-grounded explanation (in a free form) of objective reasons preventing him/her from obtaining a valid passport of a foreign national or an equivalent travel document from competent authorities of the country of origin and/or documents evidencing that he / she cannot obtain a travel document from competent authorities of the country of origin;
- a valid residence permit in the Republic of Lithuania and its copy;
- invalid travel document (in case of having such a document) or invalid alien's passport (in case of replacement) and its copy;
- if there are no technical possibilities to scan the face image of an alien with the biometric data registration equipment or if an alien requests that his face image would be scanned from photograph, an alien must provide 2 identical photographs corresponding to the age of an alien.

In order to extend the period of validity of an alien's passport an alien must submit to the Migration Service according to the residence:

- an application in a free form for extension of validity period of an alien's passport;
- alien's passport and its copy;
- a valid residence permit in the Republic of Lithuania and its copy.

Source. Paragraphs 11, 12, 22 and 23 of the Regulations of Issue of Alien's Passport approved by the rule of the Minister of the Interior of the Republic of Lithuania, 10 November 2004.

10. CITIZENSHIP OF THE REPUBLIC OF LITHUANIA

10.1. Number of aliens to whom Lithuanian citizenship has been granted, by former nationality

10.2. Granting of Lithuanian Citizenship to an Alien. Flow Chart

10.3. Procedure of taking the oath to the Republic of Lithuania. Flow charts

10.4. Number of persons who have lost Lithuanian citizenship, by reasons

10.5. Loss of Lithuanian citizenship upon acquisition of citizenship of another state. Flow Chart

10.6. Loss of Lithuanian citizenship where the person is in Military Service or serves in the Public Service of another state without authorization of the Government of the Republic of Lithuania. Flow Chart

10.7. Renouncing citizenship of the Republic of Lithuania. Flow Chart

10.8. Passed decisions on retention of the right of aliens to citizenship of the Republic of Lithuania

10.9. Issue of certificates to aliens for retention of the right to citizenship of the Republic of Lithuania

10.10. Number of persons to whom the citizenship of the Republic of Lithuania was restored, by reasons

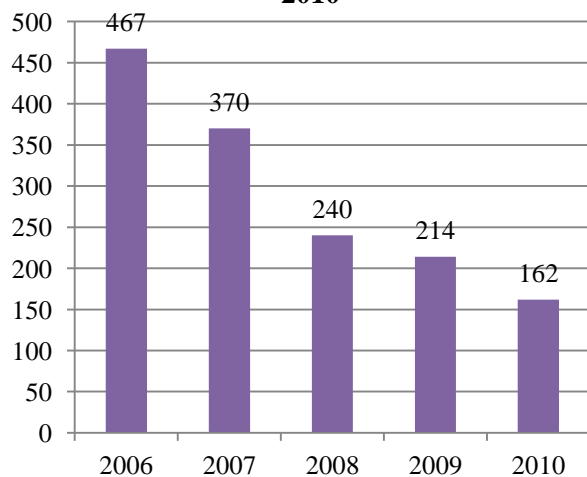
10.11. Restoration of citizenship of the Republic of Lithuania under the Article 20 (1) of Law on Citizenship of the Republic of Lithuania. Flow Chart

10.12. Restoration of citizenship of the Republic of Lithuania under the Article 20 (2 and 3) of Law on Citizenship of the Republic of Lithuania. Flow Chart

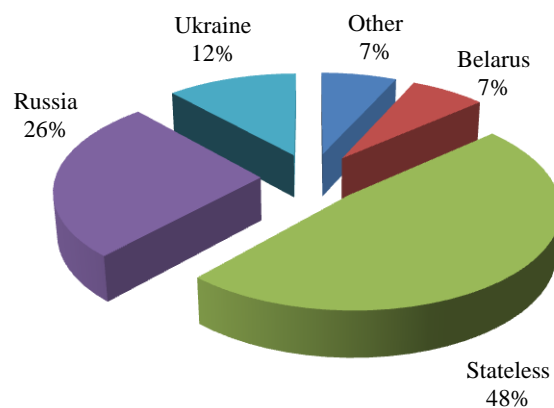
10.1. Number of aliens to whom Lithuanian citizenship has been granted, by former nationality

Nationality at the time of lodging of an application for Lithuanian citizenship	Number of persons				
	2006	2007	2008	2009	2010
Albania	-	-	-	1	-
Armenia	3	9	2	4	2
Azerbaijan	-	2	-	1	1
Belarus	28	31	10	12	11
Stateless	238	184	128	106	78
Bolivia	1	-	-	-	-
Georgia	2	-	1	1	1
India	-	-	-	2	-
Israel	-	1	-	1	-
Kazakhstan	6	4	3	3	2
China	-	-	-	1	-
Kirgizstan	-	-	-	-	1
Latvia	-	-	1	-	2
Poland	1	2	2	1	-
Lebanon	2	-	3	1	-
Macedonia	-	-	-	1	-
Mexico	-	-	1	-	-
Moldova	5	3	1	-	1
Nigeria	-	-	-	1	-
South Korea	-	1	-	-	-
Russia	151	113	54	49	43
Surinam	-	-	-	1	-
Turkey	-	-	-	-	1
Ukraine	30	20	31	27	19
Uzbekistan	-	-	3	1	-
Total	467	370	240	214	162

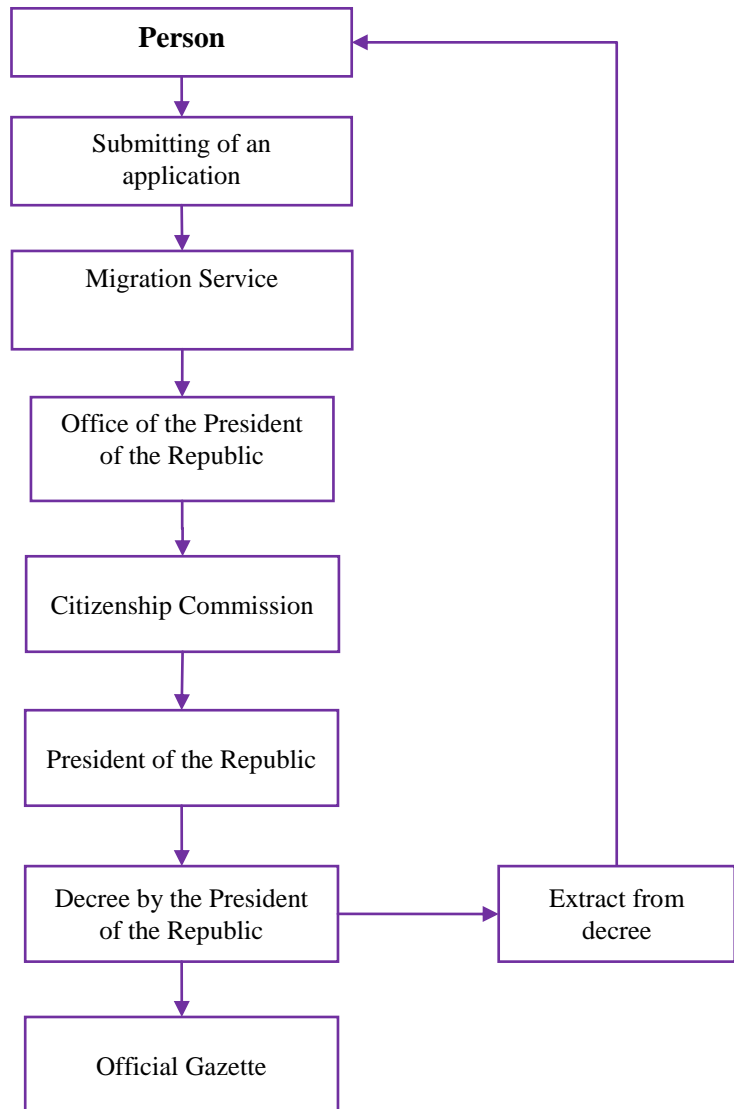
Number of aliens to whom Lithuanian citizenship has been granted in 2006-2010



Number of aliens to whom Lithuanian citizenship has been granted in 2010

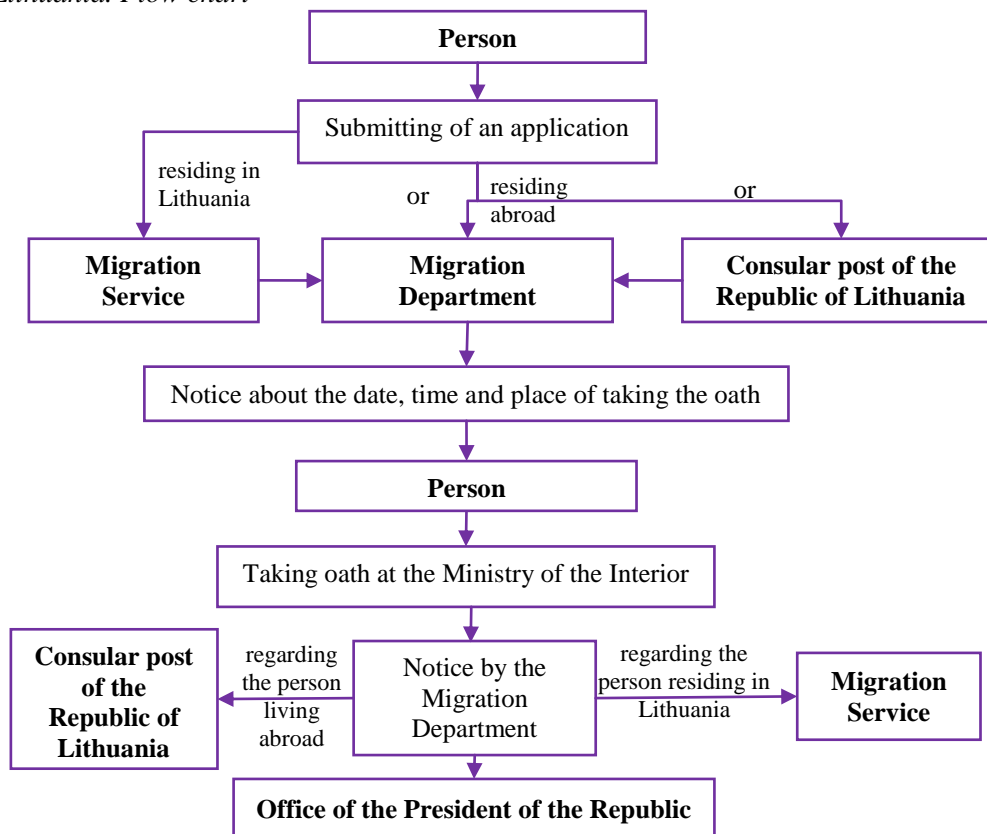


10.2. Granting of Lithuanian Citizenship to an Alien. Flow Chart

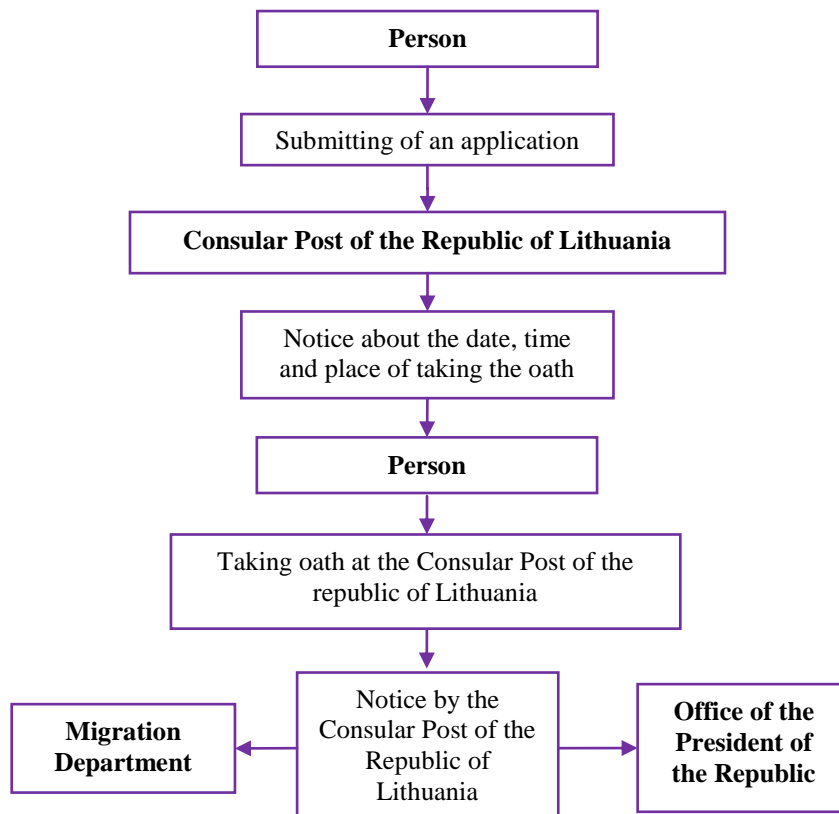


10.3. Procedure of taking the oath to the Republic of Lithuania. Flow charts

10.3.1. Procedure of taking the oath to the Republic of Lithuania at the Ministry of the Interior of the Republic of Lithuania. Flow chart



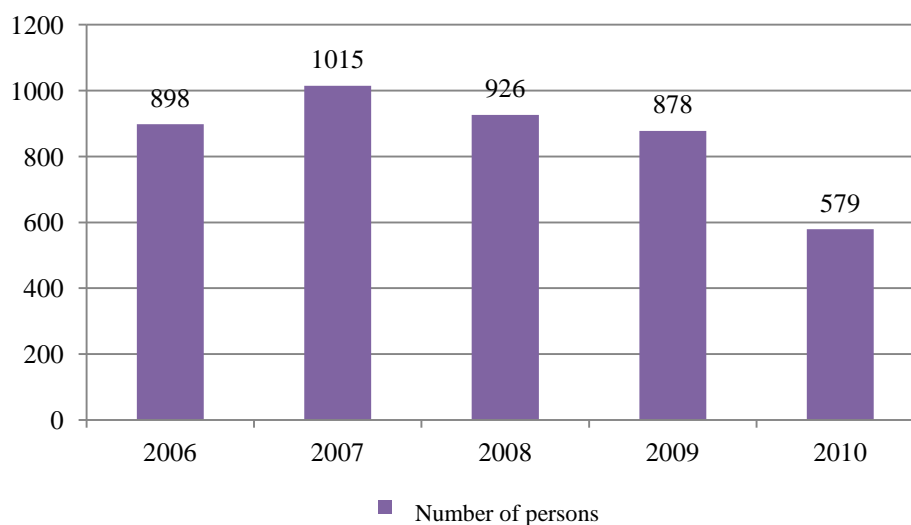
10.3.1. Procedure of taking the oath to the Republic of Lithuania at the Consular Post of the Republic of Lithuania. Flow chart



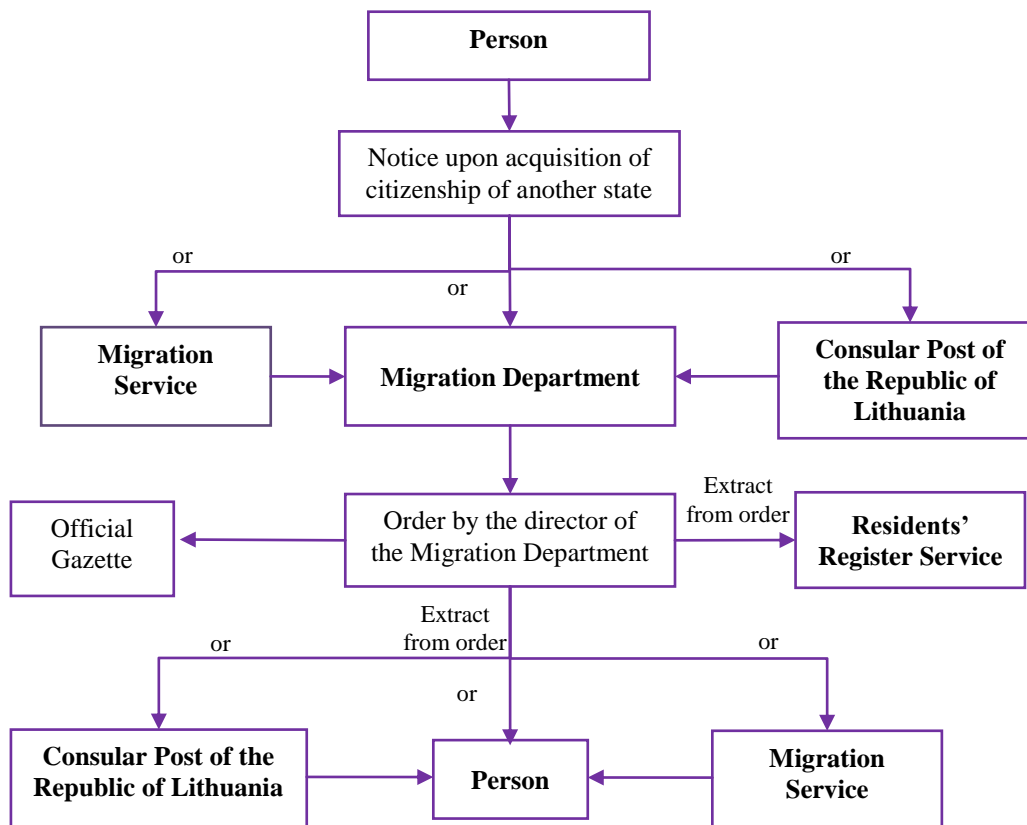
10.4. Number of persons who have lost Lithuanian citizenship, by reasons

Reason of loss of the citizenship of the Republic of Lithuania	Number of persons				
	2006	2007	2008	2009	2010
Refusing Lithuanian citizenship	216	280	121	94	60
Acquiring citizenship of another State	485	610	647	784	519
A person lawfully decided on the nationality of the Republic of Lithuania until 4 November 1991 according to the Law on Citizenship (3 November 1989), resides in a foreign state and did not apply for the issue of a document confirming the citizenship of the Republic of Lithuania to the institutions empowered by the Minister of the Interior or Consular Offices abroad until 31 December 2003 (this ground is not in force since 22 July 2008)	197	123	158	-	-
Children under 14, if both parents lose citizenship of the Republic of Lithuania		2	-	-	-
Total	898	1 015	926	878	579

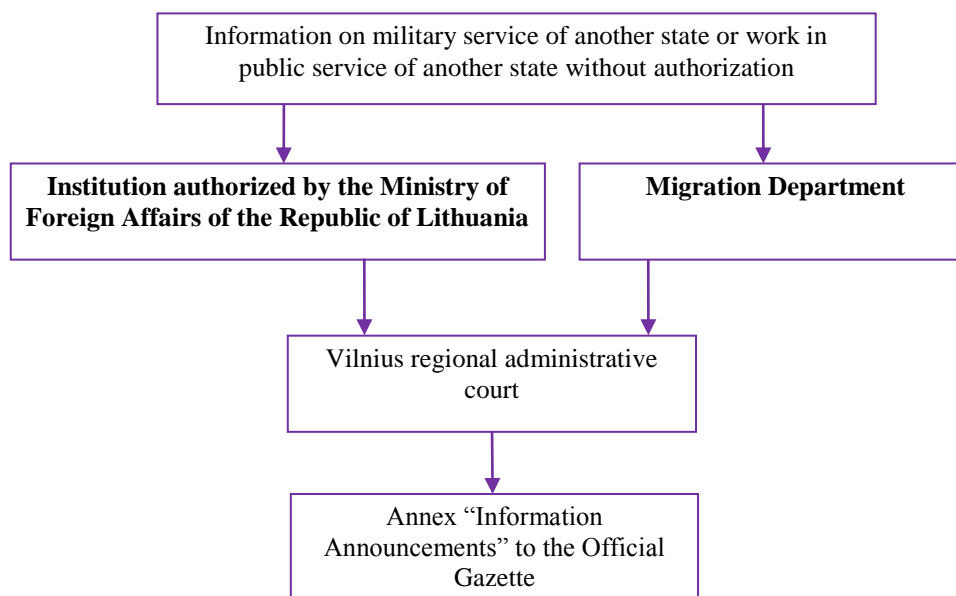
Number of persons who have lost Lithuanian citizenship in 2006-2010



10.5. Loss of Lithuanian citizenship upon acquisition of citizenship of another state. Flow Chart

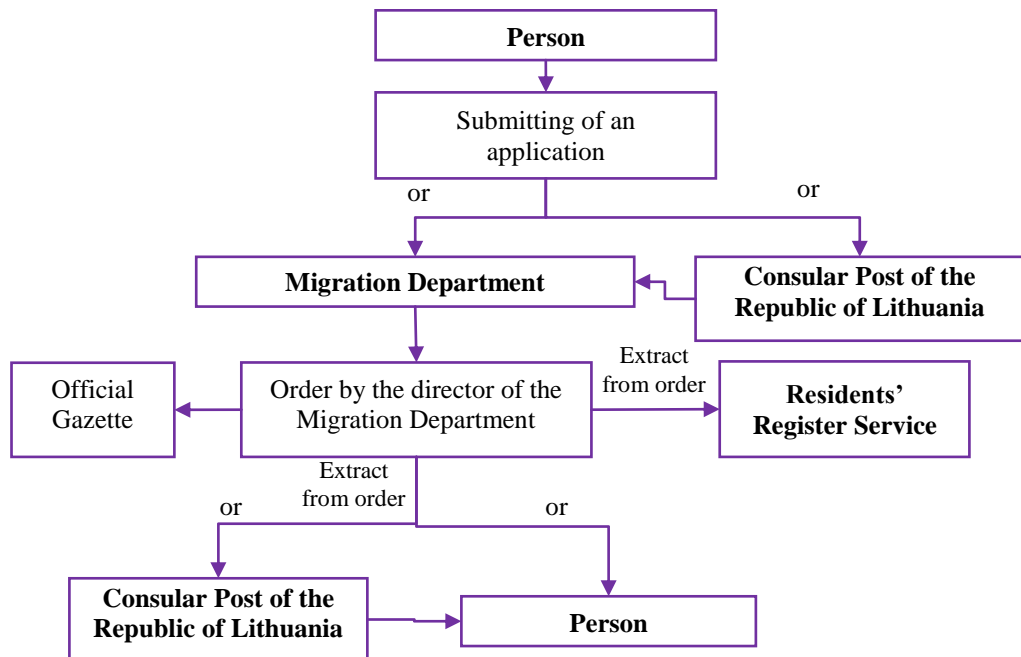


10.6. Loss of Lithuanian citizenship where the person is in Military Service or serves in the Public Service of another state without authorization of the Government of the Republic of Lithuania. Flow Chart

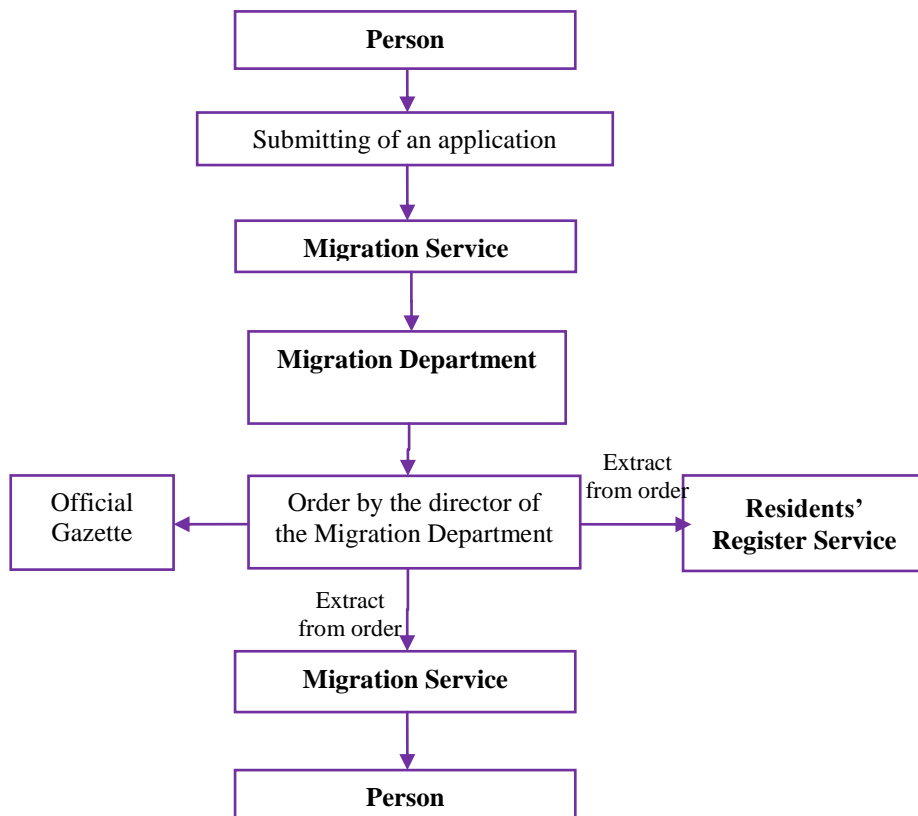


10.7. Renouncing citizenship of the Republic of Lithuania. Flow Charts

10.7.1. Renouncing citizenship of the Republic of Lithuania by persons living abroad. Flow chart



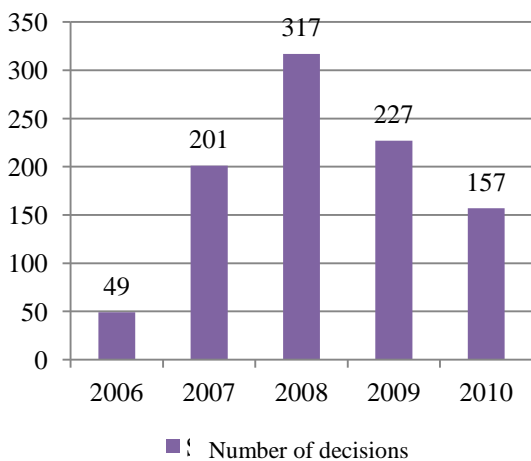
10.7.2. Renouncing citizenship of the Republic of Lithuania by persons living in Lithuania. Flow chart



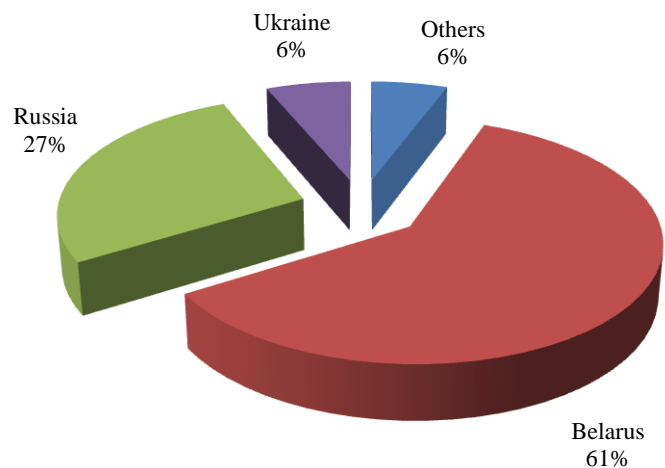
10.8. Passed decisions on retention of the right of aliens to citizenship of the Republic of Lithuania

Nationality	2006	2007	2008	2009	2010
Argentina	-	1	-	1	-
Australia	-	2	-	-	-
Azerbaijan	-	1	-	3	1
Belarus	29	78	141	102	93
Brazil	-	1	1	1	7
Great Britain	-	1	-	-	-
Georgia	-	2	5	2	2
Israel	-	4	8	8	1
the USA	-	2	2	-	1
Canada	-	-	1	1	-
Kazakhstan	1	2	2	4	2
Kirghizia	1	1	-	-	-
Latvia	-	1	-	-	1
Poland	-	2	2	-	-
the Netherlands	-	1	-	-	-
Norway	-	-	1	-	-
Republic of South Africa	-	1	-	-	-
France	-	-	1	-	-
Russia	12	57	104	71	54
Switzerland	-	-	1	-	-
Ukraine	1	2	17	11	12
Uruguay	-	-	16	9	3
Uzbekistan	-	-	-	1	-
Germany	2	4	2	-	-
Stateless	1	-	1	1	-
Total	47	163	305	215	177

Number of decisions on retention of the right of aliens to citizenship of the Republic of Lithuania in 2006-2010



Number of decisions on retention of the right of aliens to citizenship of the Republic of Lithuania in 2010, by nationality

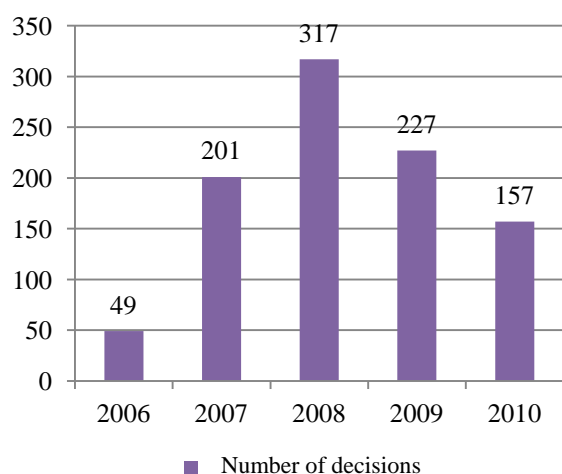


10.9. Issue of certificates to aliens for retention of the right to citizenship of the Republic of Lithuania

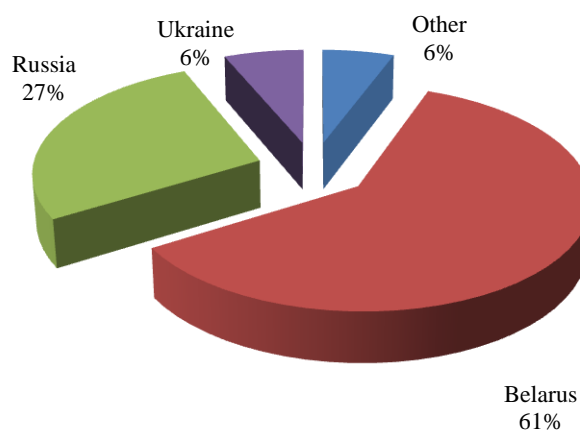
Nationality	2006	2007	2008	2009	2010
Azerbaijan	-	1	-	3	1
Belarus	31	111	166	110	95
Brazil	-	-	1	1	3
Georgia	-	2	5	1	-
Israel	-	1	8	5	1
Kazakhstan	2	1	3	4	3
Kirgizstan	1	1	-	-	-
Latvia	-	1	-	-	1
Poland	-	-	1	-	-
the Netherlands	-	1	-	-	-
France	-	-	1	-	-
Russia	13	76	105	78	43
Switzerland	-	-	1	-	-
Ukraine	1	2	20	10	10
Uruguay	-	-	5	14	-
Uzbekistan	-	-	-	1	-
Germany	1	4	1	-	-
Total	49	201	317	227	157

Source. Personalization of Identity Documents Centre under the Ministry of the Interior.

Number of issued certificates to aliens for retention of the right to citizenship of the Republic of Lithuania in 2006-2010



Number of issued certificates to aliens for retention of the right to citizenship of the Republic of Lithuania in 2010, by nationality



10.10. Number of persons to whom the citizenship of the Republic of Lithuania was restored, by grounds

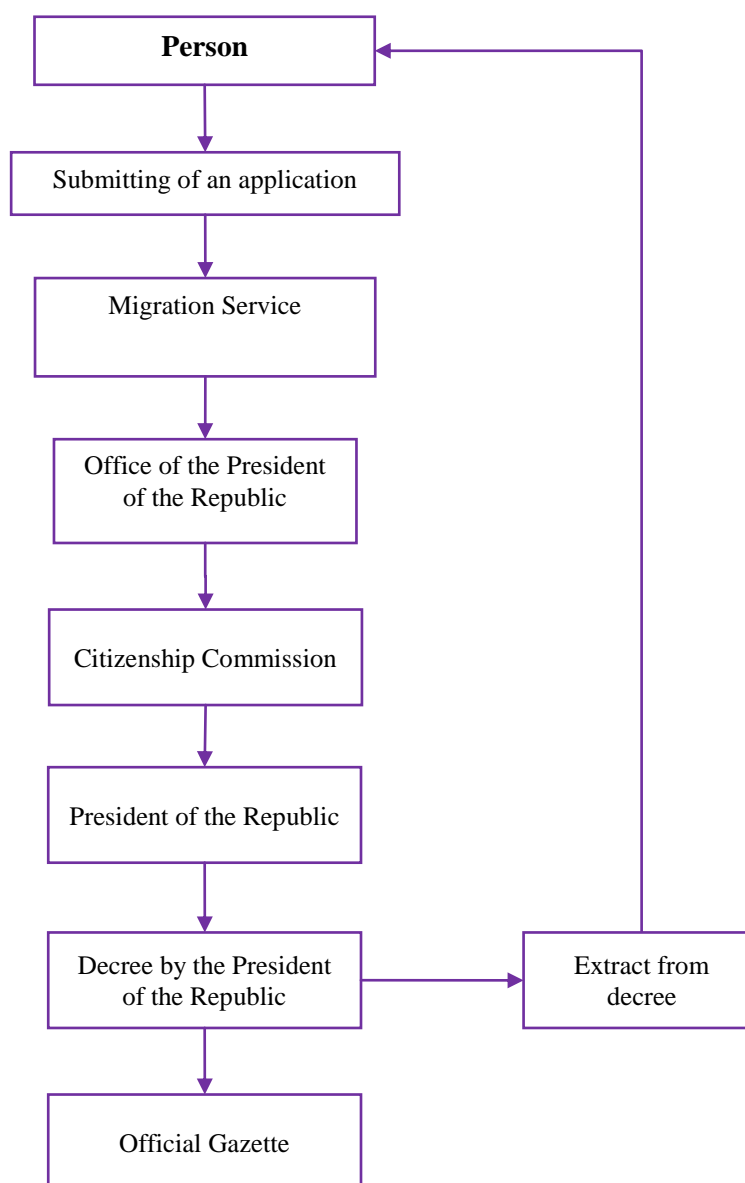
Ground of the restoration of restoration of citizenship of the Republic of Lithuania	2007	2008	2009	2010
Under the Article 20 (1) of Law on Citizenship of the Republic of Lithuania	26	14	4	17
Under the Article 20 (2) of Law on Citizenship of the Republic of Lithuania	8	4	3	4
Under the Article 20 (3) of Law on Citizenship of the Republic of Lithuania	-	-	18	14
Total	34	18	25	35

Source. Office of the President of the Republic of Lithuania and Migration Department.

Number of persons to whom the citizenship of the Republic of Lithuania was restored in 2007-2010



10.11. Restoration of citizenship of the Republic of Lithuania under the Article 20 (1) of Law on Citizenship of the Republic of Lithuania. Flow Chart



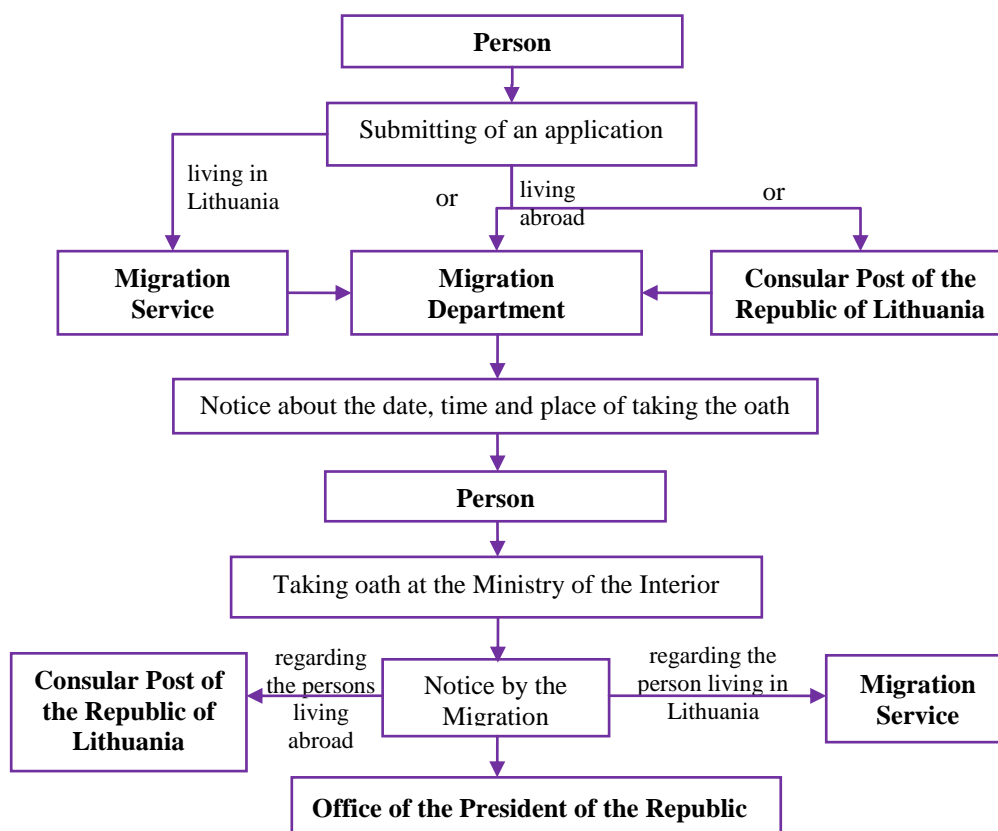
Citizenship of the Republic of Lithuania can be restored for a person if the person is not a citizen of another state and meets these conditions:

- is a permanent resident of the Republic of Lithuania at the time of filing the application;
- has a legal source of subsistence in the territory of the Republic of Lithuania;
- there are no circumstances specified in Article 13 of this Law on Citizenship of the Republic of Lithuania.

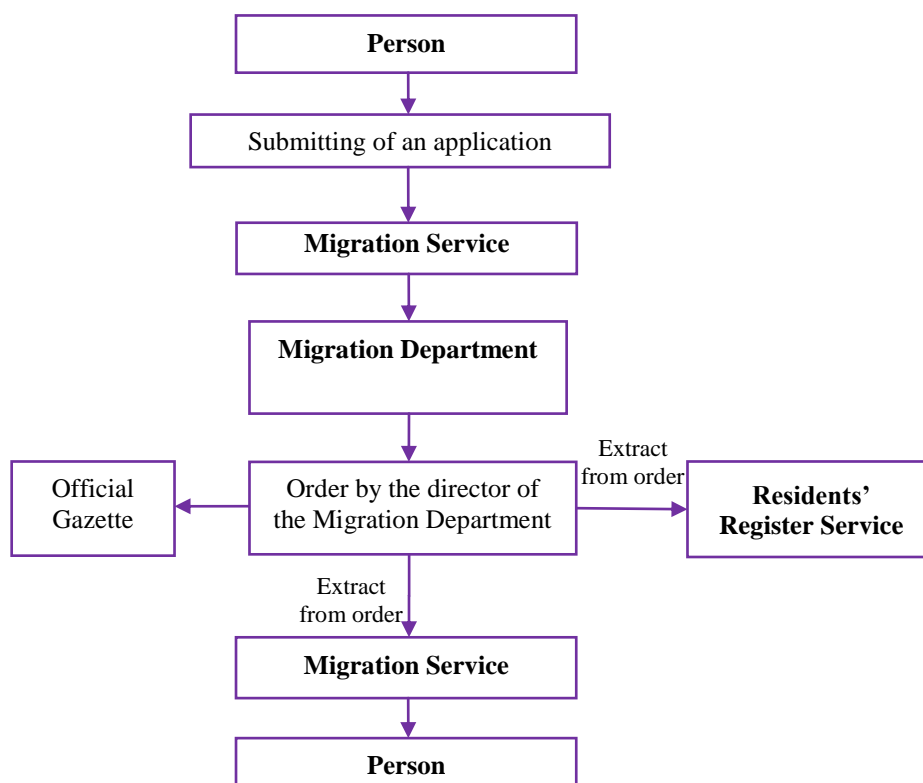
Source. Article 20 (1) of Law on Citizenship of the Republic of Lithuania.

10.12. Restoration of citizenship of the Republic of Lithuania under the Article 20 (2 and 3) of Law on Citizenship of the Republic of Lithuania. Flow Charts

10.12.1. Restoration of citizenship of the Republic of Lithuania by persons living abroad under the Article 20 (2 and 3) of Law on Citizenship of the Republic of Lithuania. Flow chart



10.12.2. Restoration of citizenship of the Republic of Lithuania by persons living in Lithuania under the Article 20 (2 and 3) of Law on Citizenship of the Republic of Lithuania. Flow chart



11. ASYLUM IN THE REPUBLIC OF LITHUANIA

11.1. Number of aliens' applications for asylum in the Republic of Lithuania, by nationality

11.2. Number of aliens' first time applications for asylum in the Republic of Lithuania in 2010, by place of submission

11.3. Number of aliens' applications for asylum in the Republic of Lithuania and of decisions taken in 2010

11.4. Granting asylum to aliens in the Republic of Lithuania

11.5. Granting Asylum in the Republic of Lithuania. Flow Chart

11.6. Number of requests for taking over of examination of an asylum application made by the Republic of Lithuania to other EU Member State responsible for examining the application lodged by an alien in 2010

11.7. Number of requests for taking over of examination of an asylum application made by other EU Member States to the Republic of Lithuania responsible for examining the application lodged by an alien in 2010

11.8. Number of aliens granted Refugee status in the Republic of Lithuania, by nationality

11.9. Number of aliens to whom Subsidiary protection has been granted in the Republic of Lithuania, by nationality

11.10. Number of unaccompanied minors – asylum seekers, by nationality and gender

11.11. Procedure rates for granting asylum in the Republic of Lithuania

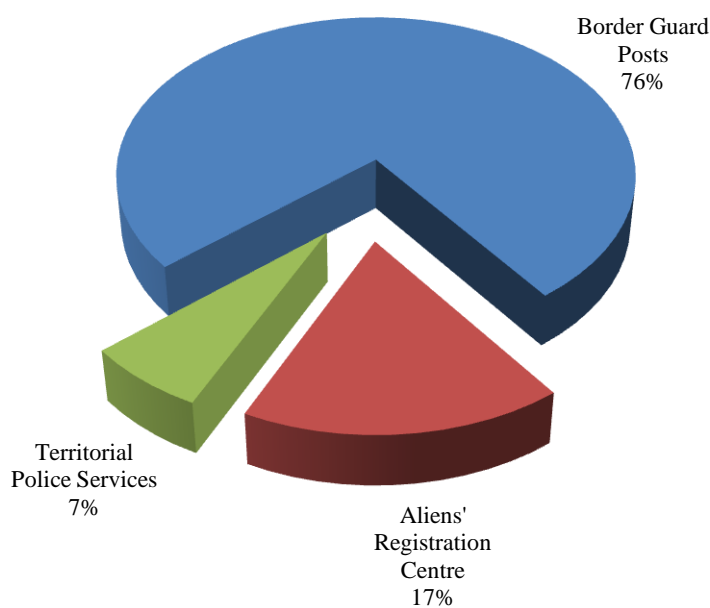
11.1. Number of aliens' applications for asylum in the Republic of Lithuania, by nationality

Nationality	2006	2007	2008	2009	2010
Afghanistan	23	22	16	16	37
Albania	-	-	-	-	1
Algeria	-	-	1	-	-
Angola	2	-	1	-	-
Armenia	1	5	2	3	22
Azerbaijan	-	1	-	-	4
Belarus	7	7	15	14	13
Bangladesh	2	-	-	-	1
Egypt	1	-	-	-	-
Eritrea	-	3	-	-	-
Ethiopia	1	4	3	-	-
Philippines	1	-	-	-	-
Ghana	6	-	-	-	-
Georgia	4	13	9	76	249
India	-	3	-	7	1
Iraq	4	2	4	14	6
Iran	-	-	1	1	2
Israel	1	2	-	-	-
Cameroon	3	3	6	6	-
Kazakhstan	-	3	-	2	-
China	-	3	2	-	-
Kirghizstan	-	-	2	-	3
Democratic Republic of Congo	1	1	4	-	-
Cuba	1	3	8	2	-
Liberia	-	-	-	-	1
Morocco	-	4	-	-	-
Moldova	1	1	-	-	3
Nepal	-	3	2	2	2
Niger	-	-	-	-	1
Nigeria	2	1	2	1	-
Pakistan	7	2	7	8	1
Russia	369	366	415	243	113
Serbia	-	-	1	-	1
Syria	1	1	6	7	3
Somalia	2	3	1	1	1
Sri Lanka	2	1	7	18	10
Tajikistan	-	1	2	2	5
Togo	1	1	-	-	-
Turkey	1	-	3	1	-
Ukraine	3	1	3	1	1
Uzbekistan	6	6	12	10	6
Vietnam	-	6	1	3	12
Zimbabwe	1	1	2	1	1
Stateless	5	7	2	10	3
Total	459	480	540	449	503

11.2. Number of aliens' first time applications for asylum in the Republic of Lithuania in 2010, by place of submission

Place of submission of an application	Number of applications
Border Guard Posts or other units of State Border Service under the Ministry of the Interior, which has a border crossing legal regime, including:	283
- Vilnius airport Frontier Station	21
- Medininkai Frontier Station	158
- Varėna Frontier District	64
Aliens' Registration Centre of the State Border Service under the Ministry of the Interior	65
Territorial Police Offices, including:	25
- Migration Board of Police Headquarter of Vilnius county	17
Total	373

Number of aliens' first time applications for asylum in the Republic of Lithuania in 2010



11.3. Number of aliens' applications for asylum in the Republic of Lithuania and decisions taken in 2010

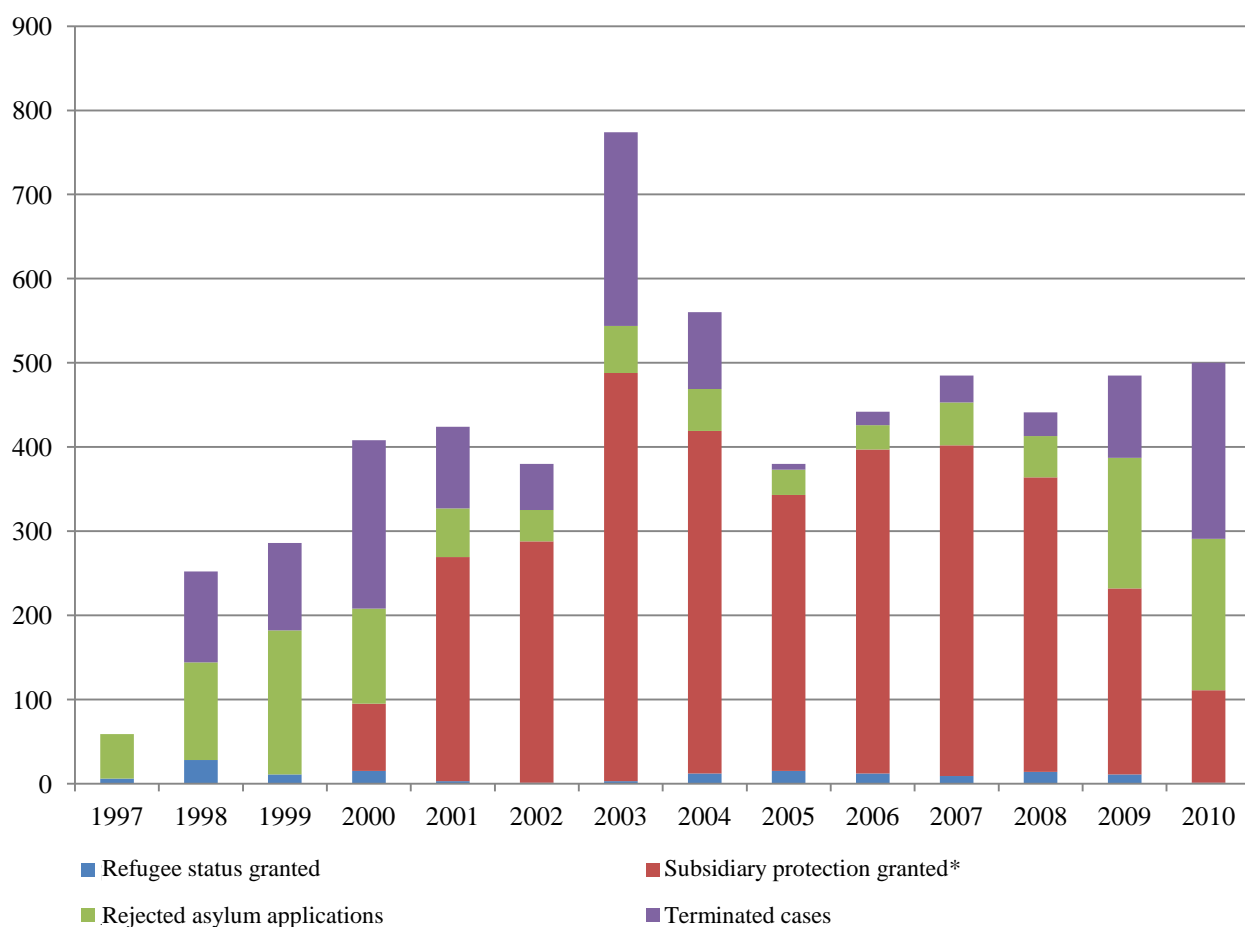
Nationality	Asylum applications				Decisions					
	First applications	Repeated applications	Returned by Regulation <i>Dublin II</i>	Total	To grant asylum		Rejected	Terminated cases	Transferred by Regulation <i>Dublin II</i>	Total
					Refugee status	Subsidiary protection				
Afghanistan	26	6	5	37		14	5	13	2	34
Albania	1			1				1		1
Armenia	22			22		1	6	14		21
Azerbaijan	3		1	4			3	1		4
Belarus	9	3	1	13		4	4	8		16
Bangladesh	1			1				1		1
Georgia	231		18	249			114	118		232
India			1	1			2	1		3
Iraq	2	4		6		4			2	615
Iran	1		1	2			1	1		2
Cameroon								1		1
Kirghizstan	2		1	3			1	1		2
Liberia	1			1						
Moldova	3			3			2			2
Nepal		2		2		4 (1*)				4
Nigeria							1			1
Niger	1			1					1	1
Pakistan	1			1		1	1	5		7
Russia	9	68	6	113	1	67	25	18		111
Serbia			1	1			1			1
Syria		1	2	3		1		2		3
Somalia		1		1		1				1
Sri Lanka		10		10		6	5	11		2
Tajikistan	2		3	5				2		2
Ukraine	1			1				1		1
Uzbekistan	2	4		6		4	1	1		6
Vietnam	12			12			9	3		12
Zimbabwe		1		1		1				1
Stateless	2	1		3		1		5		6
Total	362	101	40	503	1	109(1*)	180	209	5	504
<i>Total (2009 m.)</i>	185	227	37	449	11	217 (4*)	155	98	14	495
<i>Total (2008 m.)</i>	210	318	12	540	14	350	49	28	24	465
<i>Total (2007 m.)</i>	116	356	8	480	9	393	51	32	5	490
<i>Total (2006 m.)</i>	147	307	5	459	12	385	29	16	2	444

* Subsidiary protection granted after a court have taken a decisions to return a back to the Migration Department for repeatedly examination.

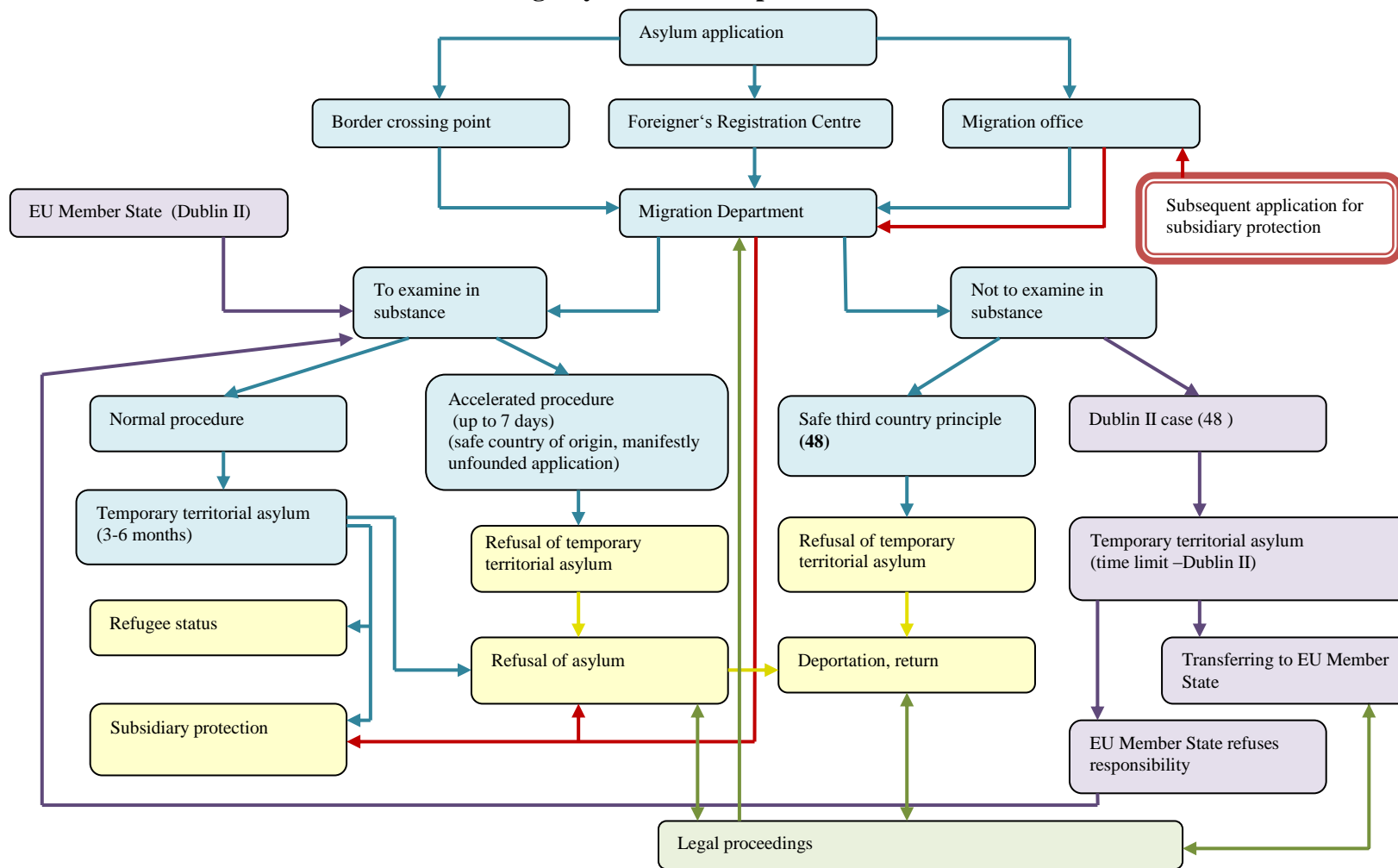
11.4. Granting asylum to aliens in the Republic of Lithuania

Year	Granted refugee status	Granted subsidiary protection*	Rejected asylum applications	Terminated cases
1997	6	-	53	-
1998	28	-	116	108
1999	11	-	171	104
2000	15	80	113	200
2001	3	266	58	97
2002	1	287	37	55
2003	3	485	56	230
2004	12	407	50	91
2005	15	328	30	7
2006	12	385	29	16
2007	9	393	51	32
2008	14	350	49	28
2009	11	221	155	98
2010	1	110	180	209
Total	141	3 312	1 148	1 275

* Aliens were issued temporary residence permits in the Republic of Lithuania for reasons on humanitarian grounds before 30 April 2004.



11.5. Granting Asylum in the Republic of Lithuania. Flow Chart

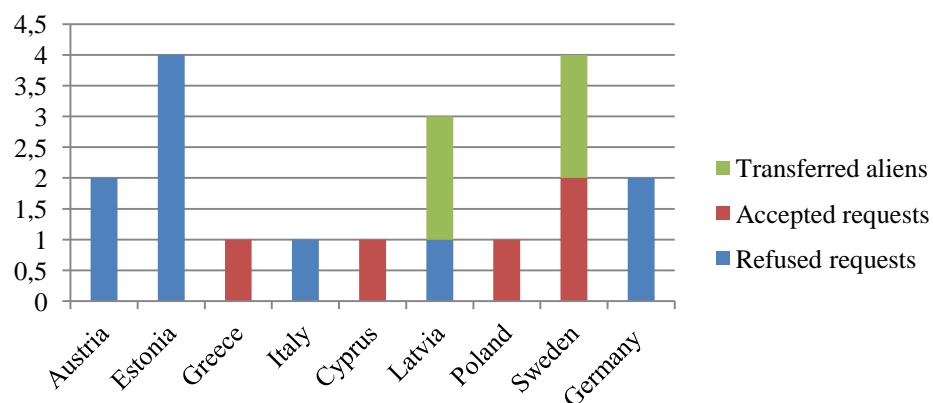
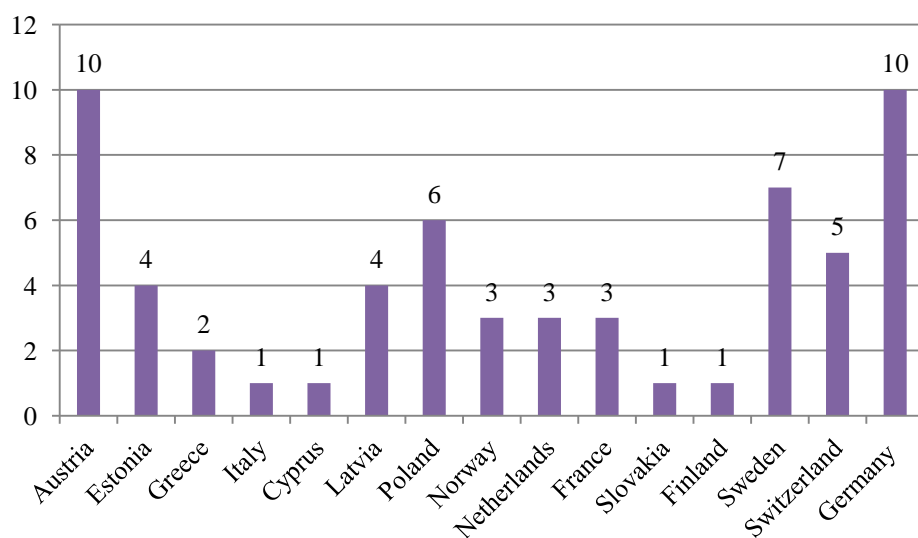


- Procedural aspects / decisions that are not related with the substantial settlement of the case
- Application of the Dublin II Regulation
- Final decisions of the Migration Department
- Subsequent application for subsidiary protection (submitted yearly)
- Appeal procedure (Vilnius Administrative District court, Lithuanian Supreme Administrative court)

11.6. Number of outgoing requests for taking responsibility to examine asylum applications to other EU Member States responsible for examining the application lodged by alien in 2010

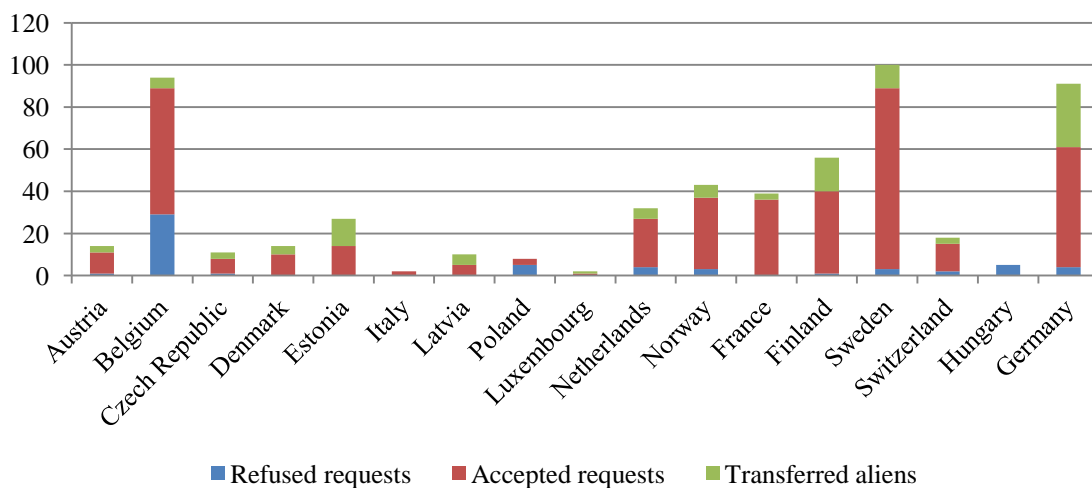
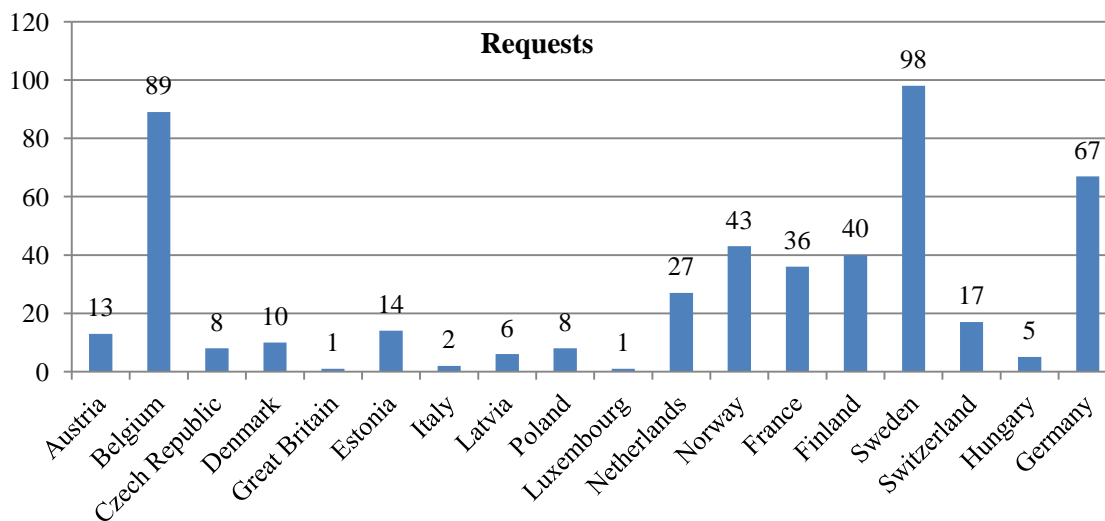
Requested state	Requests	Refused requests	Accepted requests	Transferred aliens
Austria	10	2		
Estonia	4	4		
Greece	2		1	
Italy	1	1		
Cyprus	1		1	
Latvia	4	1		2
Poland	6		1	
Norway	3			
Netherlands	3			
France	3			
Slovakia	1			
Finland	1			
Sweden	7		2	2
Switzerland	5			
Germany	10	2		
Total	61	10	5	4

Requests



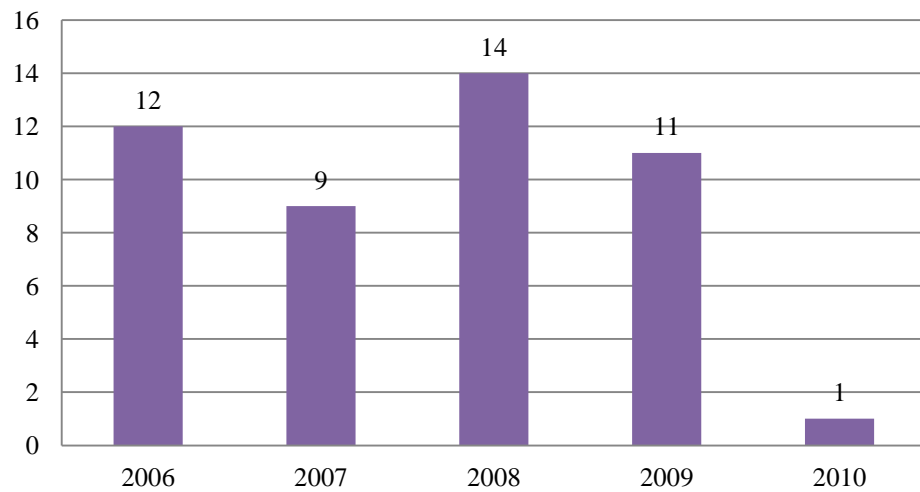
11.7. Number of incoming requests for taking responsibility to examine asylum applications by the Republic of Lithuania in 2010 m.

Requesting state	Requests	Refused requests	Accepted requests	Transferred aliens
Austria	13	1	10	3
Belgium	89	29	60	5
Czech Republic	8	1	7	3
Denmark	10	-	10	4
Great Britain	1	-	-	-
Estonia	14	-	14	13
Italy	2	-	2	-
Latvia	6	-	5	5
Poland	8	5	3	-
Luxembourg	1	-	1	1
Netherlands	27	4	23	5
Norway	43	3	34	6
France	36	-	36	3
Finland	40	1	39	16
Sweden	98	3	86	11
Switzerland	17	2	13	3
Hungary	5	5	-	-
Germany	67	4	57	30
Total	485	58	400	108



11.8. Number of aliens granted refugee status in the Republic of Lithuania, by nationality

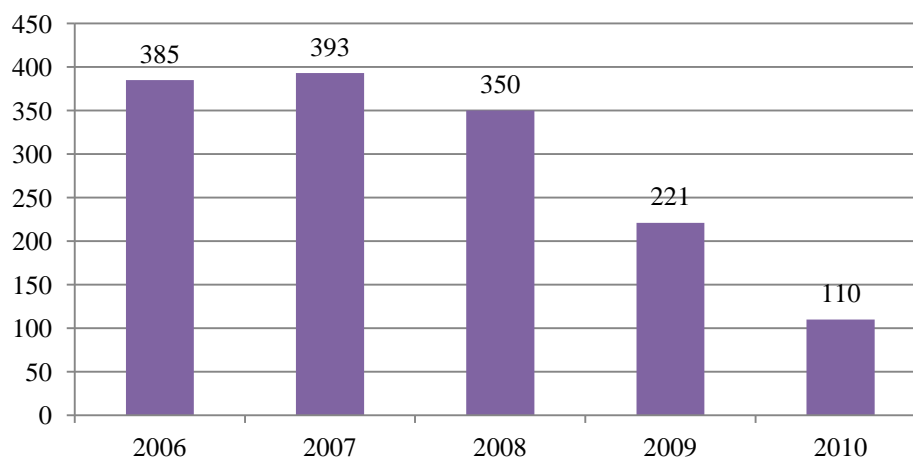
Nationality	2006	2007	2008	2009	2010
Armenia	-	-	-	2	-
Belarus	3	1	2	1	-
Eritrea	-	3	-	-	-
Ethiopia	-	-	3	-	-
Iraq	-	-	-	1	-
Russia	9	1	6	6	1
Tajikistan	-	-	1	-	-
Uzbekistan	-	4	2	1	-
Total	12	9	14	11	1

Number of aliens granted refugee status in 2006-2010

11.9. Number of aliens to whom subsidiary protection has been granted in the Republic of Lithuania, by nationality

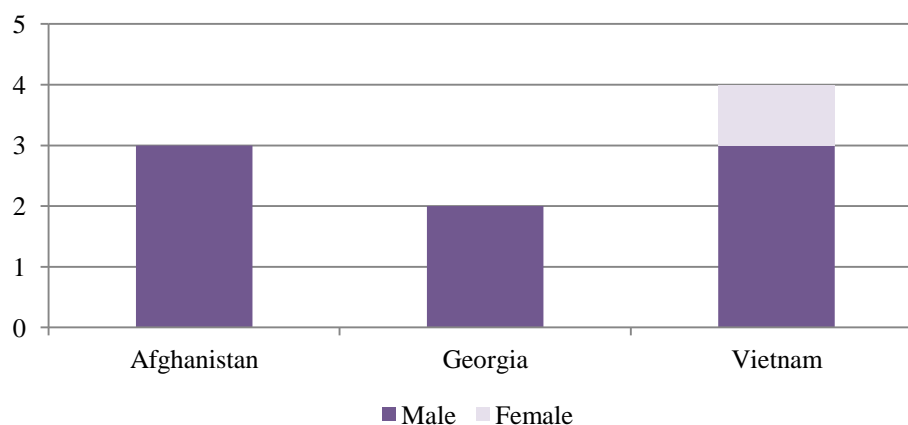
Nationality	2006	2007	2008	2009	2010
Afghanistan	23	21	15	13	14
Armenia	-	5	-	-	1
Belarus	-	2	2	3	4
Ethiopia	-	3	3	-	-
Iraq	1	3	5	6	4
Cameroon	2	3	5	5	-
Democratic Republic of Congo	1	1	1	-	-
Cuba	-	-	3	-	-
Nepal	-	-	-	2	5
Nigeria	1	-	-	-	-
Pakistan	2	1	-	-	1
Russia	343	341	302	172	67
Syria	-	1	1	2	1
Somalia	4	3	1	1	1
Sri Lanka	2	1	-	8	6
Togo	1	1	-	-	-
Uzbekistan	2	6	6	6	4
Vietnam	-	-	1	-	-
Zimbabwe	-	1	2	1	1
Stateless	3	-	3	2	1
Total	385	393	350	221	110

Number of aliens to whom subsidiary protection has been granted



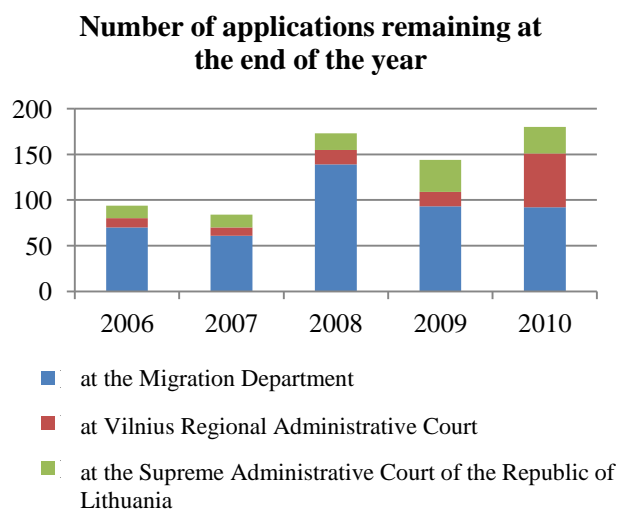
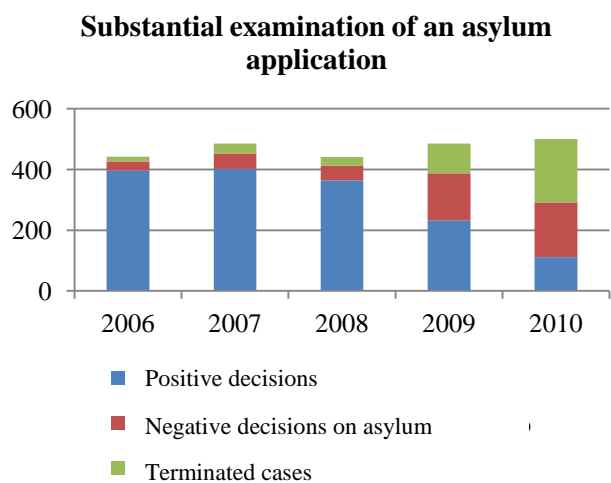
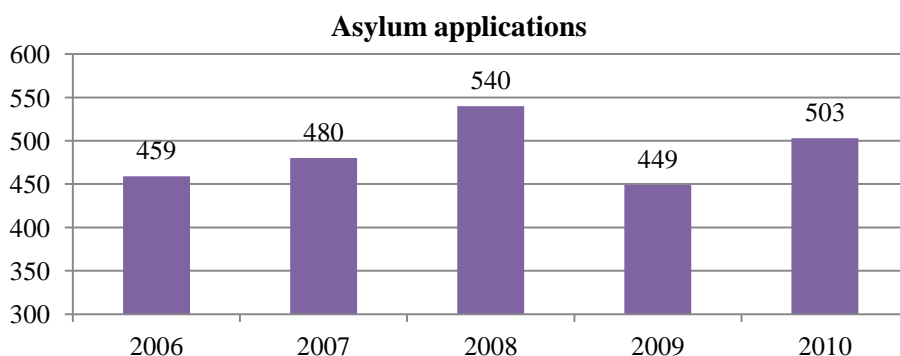
11.10. Number of unaccompanied minors – asylum seekers, by nationality and gender

Nationality	2006		2007		2008		2009		2010	
	Male	Female	Male	Female	Male	Female	Male	Female	Male	Female
Afghanistan							2		3	
Georgia									2	
Democratic Republic of Congo						1				
Pakistan	1									
Russia	2						1			
Uzbekistan			3	1						
Vietnam				1					3	1
Total	3		3	2		1	3		8	1
	3		5		1		3		9	

Number of unaccompanied minors - asylum seekers in 2010**Number of unaccompanied minors - asylum seekers in 2006-2010**

11.11. Procedure rates for granting asylum in the Republic of Lithuania

Year	2006	2007	2008	2009	2010
Asylum applications	459	480	540	449	503
Causes of refusal on substantial examination of an application:					
Safe third country	-	-	-	-	-
Regulation <i>Dublin II</i>	2	5	28	40	29
Substantial examination of an asylum application:					
Positive decisions:	397	402	364	232	111
- on refugee status	12	9	14	11	1
- on subsidiary protection	385	393	350	221	110
Negative decisions on asylum	29	51	49	155	180
Terminated cases	16	32	28	98	209
Number of applications remaining at the end of the year:					
at the Migration Department	70	61	139	93	92
at Vilnius Regional Administrative Court	10	9	16	16	59
at the Supreme Administrative Court of the Republic of Lithuania	14	14	18	35	29



12. ALIENS' CONTROL

12.1. Number of aliens who were prohibited to enter the territory of the Republic of Lithuania, by nationality

12.2. Number of aliens who were prohibited to enter the territory of the Republic of Lithuania, by grounds indicated in the Schengen Borders Code, 2010

12.3. Number of aliens who were detained for illegal entry to and (or) illegal stay in the territory of the Republic of Lithuania or subject to Alternative Detention Measure in 2010, by country of origin

12.4. Number of aliens who were detained for more than 48 hours for illegal entry to and (or) stay in the territory of the Republic of Lithuania, by country of origin

12.5. Number of aliens accommodated in the Aliens' Registration Centre, by country of origin

12.6. Number of aliens in respect of whom Administrative Offence Protocols were drawn up under the Article 206 of the Code on Administrative Offences (violation of the procedure of aliens' entry / stay in / passing in transit through / exit from the Republic of Lithuania, by nationality

12.7. Number of aliens with respect to whom administrative offence protocols have been drawn up on the basis of administrative offences provided in the Code on Administrative Offences (CAC), by offences

12.8. Number of aliens obliged to depart from the Republic of Lithuania, by nationality

12.9. Number of aliens expelled from the Republic of Lithuania, by nationality

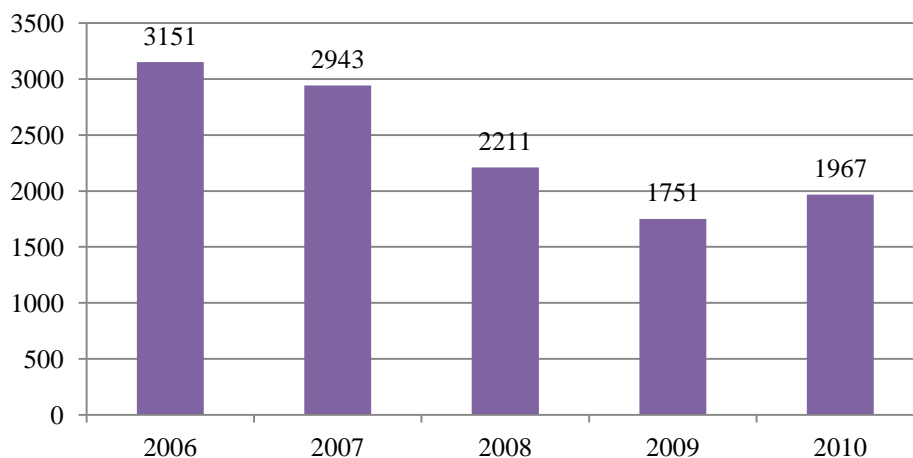
12.1. Number of aliens who were prohibited to enter the territory of the Republic of Lithuania, by nationality

Nationality	2006	2007	2008	2009	2010
European States, including:	2 854	2 548	2 005	1 614	1 806
- Belarus	856	707	735	533	703
- Georgia	-	7	16	74	145
- Russia	1 465	1 346	1 048	835	800
- Ukraine	312	352	120	104	100
North American States	-	2	-	-	-
Central and South American States	11	20	11	6	3
Australia and Oceania States	-	2	1	2	-
African States	19	37	8	9	9
Asian States, including:	199	291	184	114	146
-India	51	74	33	16	15
Stateless	42	27	1	-	-
Unknown	26	16	1	6	3
Total	3 151	2 943	2 211	1 751	1 967

Note. Data is provided based on the causes indicated in the Schengen Borders Code since 2006.

Source. State Border Guard Service under the Ministry of the Interior of the Republic of Lithuania.

Number of aliens who were prohibited to enter the territory of the Republic of Lithuania



12.2. Number of aliens who were prohibited to enter the territory of the Republic of Lithuania, by grounds indicated in the Schengen Borders Code, 2010

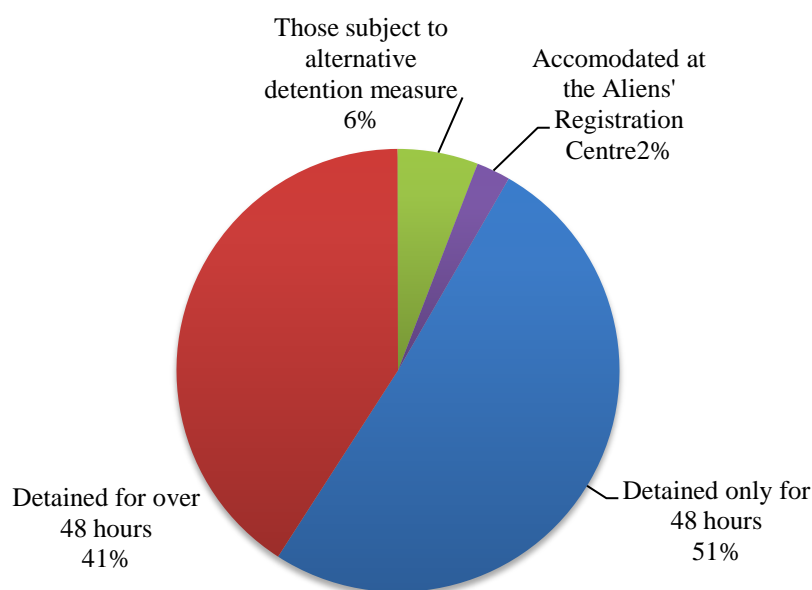
Ground for refusing admission	Number of aliens
A) does not have a valid travel document	15
B) has untrue / fake / false travel document	3
C) does not have a valid visa or a residence permit	1 455
D) has untrue / fake / false visa or a residence permit	55
E) does not have appropriate documents justifying the aim and conditions of stay	169
F) has already stayed in the EU Member States' territory for 3 months	24
G) does not have sufficient means of subsistence for the period and manner of stay or sufficient means for return to the country of origin or transit country	39
H) is a person subject to notice on refusal to allow arrival entered into:	87
- SIS	
- National Register	
I) is treated as causing threat to the public order, public health or international relations of one or several EU Member States	120
Total	1 967

Source. State Border Guard Service under the Ministry of the Interior of the Republic of Lithuania.

12.3. Number of aliens who were detained for illegal entry to and (or) illegal stay in the territory of the Republic of Lithuania or subject to Alternative Detention Measure in 2010, by country of origin

Country of origin	Number of aliens				Total
	Detained only for 48 hours	Those subject to Alternative Detention Measure, except lodging in the Aliens' Registration Centre and not applying restrictions to freedom of movement	Detained for over 48 hours	Accommodated at the Aliens' Registration Centre not applying restrictions to freedom of movement	
European States, including:	99	13	99		211
- Armenia	16	1	12		29
- Belarus	10	1	9		20
- Georgia	31		49		80
- Russia	25	5	20		50
- Ukraine	6	4	1		11
North American States	1		1		2
Central and South American states	4				4
Asian States, including:	39		27		66
- Afghanistan	12		5		17
African States	4		5		9
Stateless	7	2		8	17
Unknown	10	4			14
Total	164	19	132	8	323

Source: Migration Department under the Ministry of the Interior, State Border Guard Service under the Ministry of the Interior, Aliens' Registration Center.

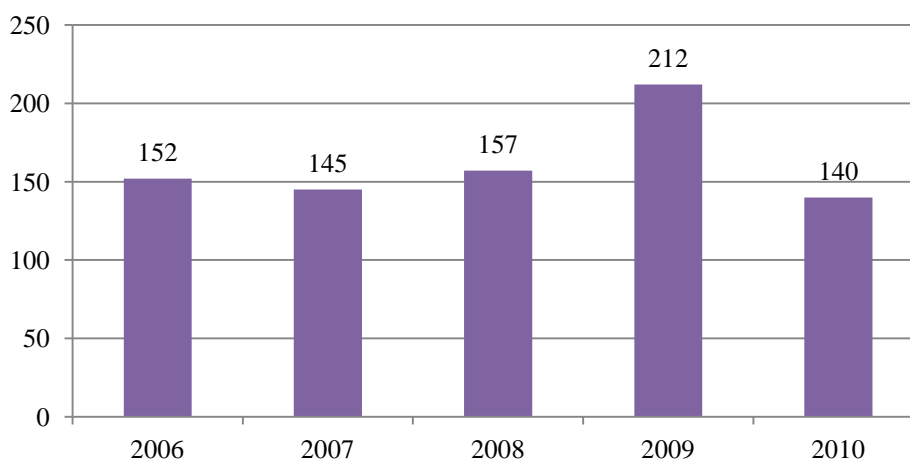


12.4. Number of aliens who were detained for more than 48 hours for illegal entry to and (or) stay in the territory of the Republic of Lithuania, by country of origin

Country of origin	Number of aliens				
	2006	2007	2008	2009	2010
European States, including:	129	102	95	124	99
- Belarus	37	32	31	18	9
- Georgia	4	-	10	50	49
- Russia	25	39	32	37	20
- Ukraine	5	11	4	5	1
North American States	-	-	-	-	1
Central and South American States	-	2	3	-	-
African States	2	7	16	4	5
Asian States	21	19	43	76	27
Unknown	-	15	-	8	8
Total	152	145	157	212	140

Source. State Border Guard Service under the Ministry of the Interior.

Number of aliens who were detained for more than 48 hours in 2006-2010



12.5. Number of aliens accommodated in the Aliens' Registration Centre, by country of origin

Country of origin	2006	2007	2008	2009	2010
Afghanistan	2		2	21	16
Albania				1	
Algeria			2		
Angola	2		2		
Armenia	4	6	4	6	23
Azerbaijan	4	1	4	2	5
Belarus	40	34	38	24	15
Bangladesh	2			3	1
Guinea-Bissau	2				
Bosnia-Herzegovina				1	
Egypt	2		3	1	
Estonia	1				
Eritrea		3			
Ethiopia	1	3	1		
Philippines	3				
Gambia			1		
Ghana	6				1
Georgia	15	8	13	77	277
India	1	3	5	7	5
Iraq	2			12	
Iran			1	2	2
Spain					1
the USA					1
Israel	2	4			
Cameroon	2		3		
Kazakhstan	2	5	2	4	
China	5	4	2	2	2
Kirghizstan	1		6	3	3
Congo			3	1	1
Cuba		3	8		
Latvia	1		4	2	
Lebanon	1				
Liberia	1				1
Morocco		5			2
Moldova	29	12	1	2	2
Nepal		3	3	1	
Nigeria	3	7	1	3	
Niger				1	
Pakistan	5	3	7	8	
Palestine				1	
Peru			3		
Russia	105	79	167	81	52
Senegal			1		
Serbia			1		1
Syria	1		8	6	2
Somalia		1			
Sri Lanka			6	17	
Tajikistan	1	1	2	4	6
Togo			1		
Turkey	1		2	3	2
Ukraine	6	12	7	5	2
Uzbekistan	9		5	5	2
Vietnam		6	7	6	9
Zimbabwe	1				
Unknown	24	15	4	8	9
Total	287	219	330	320	443

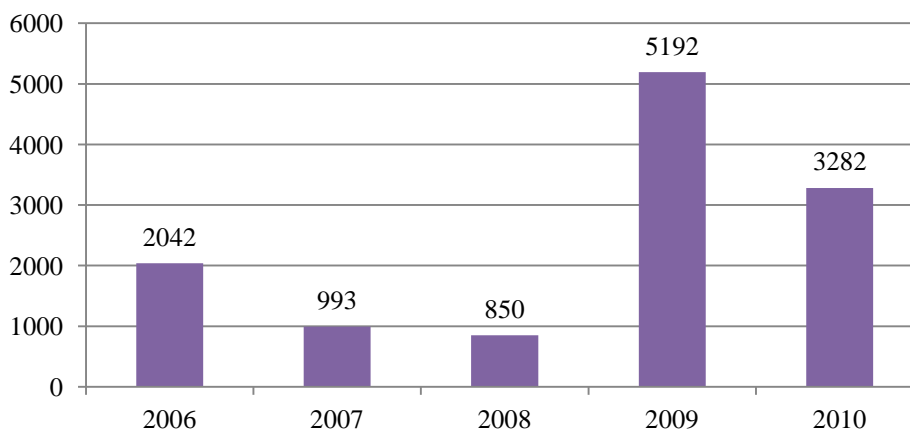
Source. State Border Guard Service under the Ministry of the Interior, Aliens' Registration Centre.

12.6. Number of aliens in respect of whom administrative offence protocols were drawn up under the Article 206 of the Code on Administrative Offences (violation of the procedure of aliens' entry / stay in / passing in transit through / exit from the Republic of Lithuania, by nationality

Nationality	Number of aliens				
	2006	2007	2008	2009	2010
European States, including:	1 470	630	497	4 685	2 844
- Belarus	298	212	109	385	421
- Latvia	4	4	10	3 056	1 331
- Russia	824	243	224	651	669
- Ukraine	260	103	76	151	159
North American States, including:	21	11	16	9	10
- the USA	19	10	15	9	9
Central and South American States	6	4	8	7	7
Australia and Oceania States	-	3	1	1	-
African States	16	3	5	9	11
Asian States, including:	248	135	97	228	237
- India	19	2	2	16	8
- Israel	16	13	11	7	8
- Kazakhstan	85	43	13	64	71
- China	8	6	25	15	14
- Kirghizstan	20	14	8	44	36
- Tajikistan	28	28	20	33	51
- Uzbekistan	28	16	9	19	21
Stateless	281	207	214	243	170
Unknown	-	-	12	10	3
Total	2 042	993	850	5 192	3 282

Source. Data of Migration Services and State Border Guard Service under the Ministry of the Interior of 2006, 2009-2010; data of Migration Services 2007-2008 (according to the data of the State Border Guard Service under the Ministry of the Interior administrative offence protocols were drawn in respect to 2 295 aliens in 2008, although no information is held on nationality of violators).

Number of aliens in respect to whom administrative offence protocols were drawn up in 2006-2010

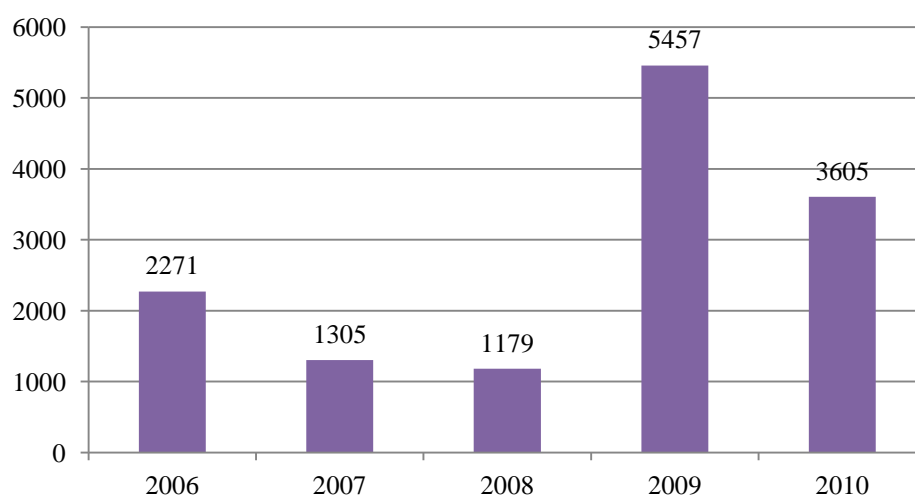


12.7. Number of aliens with respect to whom administrative offence protocols have been drawn up on the basis of administrative offences provided in the Code on Administrative Offences (CAC), by offences

Administrative offence	Number of protocols				
	2006	2007	2008	2009	2010
CAC Article 206 (violation of the procedure of aliens' entry / stay / passing in transit through/ exit from the Republic of Lithuania)	2 042	993	850	5 192	3 277
CAC Article 206¹ (damage to or loss of a permanent residence permit, stateless person's travel document, refugee's travel document or alien's passport)	219	310	309	233	212
CAC Article 206² (accommodating an alien having no passport or equivalent document, travel document, visa of the Republic of Lithuania, temporary / permanent residence permit in the Republic of Lithuania)	9	1	16	21	107
CAC Article 206³ (employment of or creating conditions for engagement in other activities in order to earn income for subsistence for aliens having no work permit or permanent residence permit in the Republic of Lithuania)	1	1	4	11	9
Total	2 271	1 305	1 179	5 457	3 605

Source. Data of Migration Services and State Border Guard Service under the Ministry of the Interior of 2006, 2009-2010; data of Migration Services 2007-2008 (according to the data of the State Border Guard Service under the Ministry of the Interior administrative offence protocols according the CAC article 206² were drawn in respect to 117 persons, from them – 106 citizens of the Republic of Lithuania).

Number of administrative offence protocols in 2006-2010



12.8. Number of aliens obliged to depart from the Republic of Lithuania, by nationality

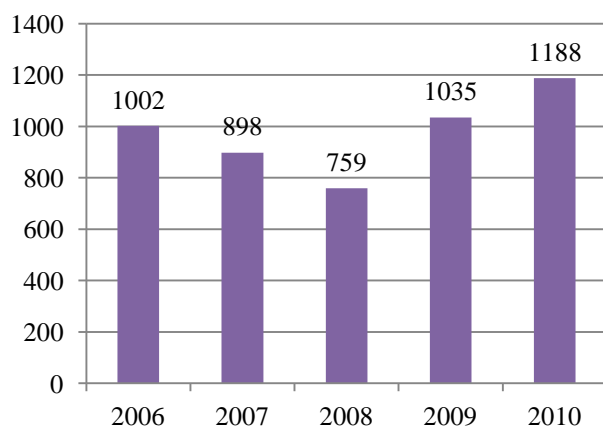
Nationality	Number of aliens				
	2006	2007	2008	2009	2010
European States, including:	794	593	542	819	938
- Belarus	125	141	140	285	358
- Russia	372	202	143	343	399
- Ukraine	169	142	130	99	121
North American States	9	5	4	5	6
Central and South American States	4	9	-	2	1
Australia and Oceania States	-	2	1	-	-
African States	7	11	5	8	4
Asian States, including:	176	277	206	200	237
- Kazakhstan	60	80	52	74	69
Stateless	12	1	1	1	2
Total	1 002	898	759	1 035	1 188

Source. Data of Migration Services and State Border Guard Service under the Ministry of the Interior of 2007-2009; data of Migration Services of 2006, data of Aliens' Register of 2010.

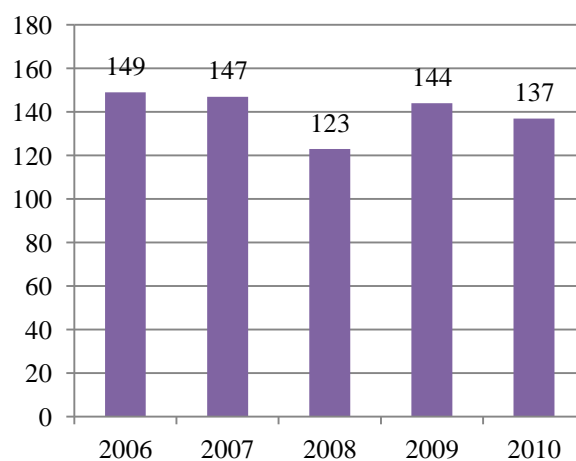
12.9. Number of aliens expelled from the Republic of Lithuania, by nationality

Nationality	Number of aliens				
	2006	2007	2008	2009	2010
European states, including:	123	103	98	117	121
- Belarus	26	35	34	26	19
- Georgia	4	1	4	18	29
- Russia	32	38	29	33	41
- Ukraine	9	12	10	10	7
Central and South American States	-	-	3	-	1
African States	1	14	9	3	3
Asian States	23	19	13	24	12
Stateless	2	1	-	-	-
Total	149	147	123	144	137

Number of aliens obliged to depart from the Republic of Lithuania in 2006-2010



Number of aliens expelled from the Republic of Lithuania in 2006-2010



13. REPRESENTATION IN COURT SESSIONS AND MEETINGS OF THE SUPREME COMMISSION ON ADMINISTRATIVE DISPUTES

13.1. Data on representation in Court sessions within the competence of the Migration Department in 2010, by nationality of persons that have lodged complaints (applications)

13.2. Data on participation in Court sessions within the competence of the Migration Department in 2010, by content of complaints (applications)

13.3. Data on representation in Court sessions on Administrative disputes within the competence of the Migration Department in 2010, by content of complaints (applications)

13.1. Data on representation in Court sessions within the competence of the Migration Department in 2010, by nationality of persons that have lodged complaints (applications)

Nationality	Participated in Court sessions			Participation in administrative / civil case as concerned / third person	Upheld decisions of the Migration Department			Decisions to revoke the decision of the Migration Department / Regional Administrative Court and return case to the Migration Department / Regional Administrative Court for repeatedly examination			Decisions to revoke (revoke partially) the decision of the Migration Department			Decisions to terminate an administrative case and claims untried		
	VRAC	LSAC	Total		VRAC	LSAC	Total	VRAC	LSAC	Total	VRAC	LSAC	Total	VRAC	LSAC	Total
Stateless	3		3		2		2									
Afghanistan	5		5		4		4				1		1			
Azerbaijan	1		1		1		1									
Armenia	3		3								3		3			
Belarus	5	1	6		4	1	5									
Egypt	1		1								1		1			
Georgia	17	1	18		17	1	18									
India	2		2	1	1		1									
Iran	1		1								1		1			
the USA	1		1		1		1									
Canada	1		1					1		1						
China	4		4	3	2		2							1		1
Democratic Republic of Congo		1	1									1	1			
Cuba	2	3	5		2	1	3					1	1		1	1
Lebanon	1		1		1		1									
Nigeria		1	1			1	1									
Pakistan	1		1		1		1									
Russia	21	28	49		17	24	41	1		1	2	5	7			
Serbia	2		2		2		2									
Sri Lanka	5		5		4		4				1		1			
Turkey	3	1	4					1		1		1	1		1	1
Ukraine	1		1		1		1									
Uzbekistan	1	1	2		1	1	2									
Vietnam	7	1	8		7	1	8									
Total	88	38	126	4	68	30	98	3		3	9	8	17	1	2	3

13.2. Data on participation in Court sessions within the competence of the Migration Department in 2010, by content of complaints (applications)

Subject of the complaint (application)	Court decision of general competence, unrelated to rights and obligations of the Migration Department	Vilnius Regional Administrative Court			The Supreme Administrative Court		
		Decision of the Migration Department is upheld	Decision to terminate an administrative case and claims untried	Decision of the Migration Department is revoked	Decision of the Migration Department is upheld	Decision to terminate an administrative case and claims untried	Decision of the Migration Department is revoked
Participation of MD in administrative cases as a respondent regarding:							
decisions concerning the citizenship of the Republic of Lithuania		8		3	1	1	
regarding the prohibition to enter the territory of the Republic of Lithuania		1	1				
revoking of the decision to expel an alien from the Republic of Lithuania		2		1			
refusal to issue a passport				1			
refusal to issue a permanent residence permit		1					
not granting asylum		55		6	25	2	7
decision to refuse a replacement of a temporary residence permit / withdrawal of a temporary residence permit		8		2	1		
Participation of MD in administrative / civil cases as concerned / third person:							
regarding establishment of facts of legal significance	15						
regarding the renewal of overdue terms provided in law acts	1						
Total	16	75	1	13	27	3	7

13.3. Data on representation in Court sessions on administrative disputes within the competence of the Migration Department in 2010, by content of complaints (applications)

Subject of the complaint (application)	Courts of General Competence		Regional Administrative Courts		Supreme Administrative Court	Total
	Response to support / satisfied applications / upheld decisions	Response not to support / unsatisfied applications / revoked decisions	Upheld decisions	Revoked decisions / rejected applications	Upheld decisions	
Regarding the accommodation of alien in the Aliens' Registration Centre	8	-	-	-	-	8
Regarding establishment of facts of legal significance	14	-	-	-	-	14
Regarding the imposition of administrative penalty		-	-	2	-	3
Other questions	11	-	-	1	-	12
Total	34	-	-	3	-	37

Source. Data of the Migration Services.

14. CONSULAR FEE, STATE DUTY AND FINES

14.1. Collection of the Consular fee for the issue of visas, other documents and provided consular services

14.2. Collection of State duty

14.3. Fines for Administrative offences in accordance with Articles of the Administrative Offences Code

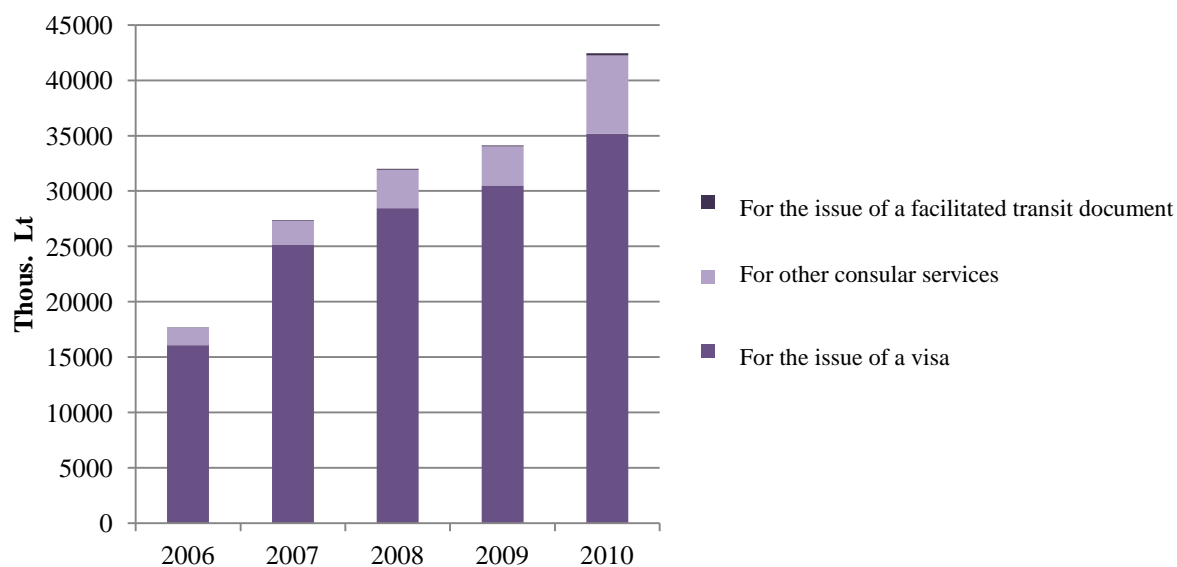
14.1. Collection of the Consular fee for the issue of visas, other documents and provided consular services

(thous. Lt)

Object of the Consular fee	2006	2007	2008	2009	2010
For the issue of a visa	16 090,5	25 129,2	28 454,9	30 517,0	35 184,2
For the issue of a facilitated transit document	18,5	58,2	94,5	102,9	180,4
For other consular services	1 573,8	2 181,0	3 460,6	3 504,9	7 069,6
Total	17 682,8	27 368,4	32 010,0	34 124,8	42 434,2

Source. Consular Department of the Ministry of Foreign Affairs of the Republic of Lithuania.

Collections of the Consular fee in 2006-2010



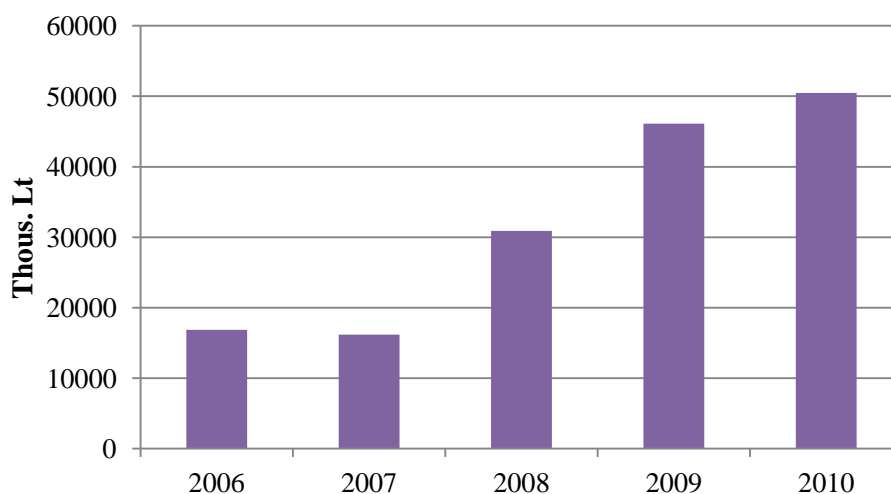
14.2. Collection of State duty

(thous. Lt)

Object of the duty	Collected				
	2006	2007	2008	2009	2010
Issue / replacement of a personal identity card	2 417,9	2 089,0	3 101,1	20 748,0	21 696,2
Issue / replacement of a passport	11 241,4	10 830,2	23 849,1	21 890,8	23 914,3
Issue of the certificate of retaining of the right to Lithuanian citizenship	0,7	2,6	2,7	1,4	2,0
Issue of a temporary certificate	15,6	15,6	0,2	-	-
Issue of the certificate of declaration of the place of residence	480,9	203,5	-	-	-
Issue/replacement of a permanent residence permit	204,8	200,1	426,4	293,1	363,5
Issue/replacement of a temporary residence permit and issue/renewal of an EC residence permit	1 292	1 523,9	2 856,2	2 503,4	2 523,4
Issue of a visa of the Republic of Lithuania, extension of the period of validity	334,3	392,4	350,0	334,3	347,3
Issue / replacement / renewal of a stateless person's travel document	30,1	38,2	54,4	56,8	76,8
Issue of an invitation to a natural / legal person	661,4	841,9	245,4	32,6	1 514,2
Issue / replacement / renewal of a refugee's travel document	0,6	0,4	0,4	1,0	1,5
Issue / replacement / renewal of alien's passport	2,1	2,0	5,0	4,0	5,2
Other services	164,9	50,5	18,6	246,4	30,4
Total	16 846,7	16 190,3	30 909,5	46 111,8	50 474,8

Source: the Migration Department under the Ministry of the Interior, Migration Services, the State Border Guard Service under the Ministry of the Interior.

Collected State duty in 2006-2010



14.3. Fines for Administrative offences in accordance with Articles of the Administrative Offences Code

(LTL)

According to the articles of the Administrative Offences Code	Fines paid				
	2006	2007	2008	2009	2010
200	3 930	5 965	8 445	10 580	4 265
200 ²	-	-	-	2 305	-
201 ¹	-	15 810	-	-	-
201 ²	17 262	-	915	-	-
204	-	-	-	150	400
204 ¹	1 430	600	720	300	750
206	68 950	61 525	68 225	40 350	31 450
206 ¹	750	7 000	8 700	850	4 925
206 ²	8 000	3 100	4 800	2 035	2 100
206 ³	4 000	6 000	15 900	16 000	24 700
Total	104 322	100 000	107 705	72 570	68 590

Source. Migration Services.

