



MIGRATION DEPARTMENT
under the Ministry of the Interior of the Republic of Lithuania



MIGRATION YEARBOOK 2011



EMN
European Migration Network



IOM • OIM

Vilnius 2012



**MIGRATION DEPARTMENT
UNDER THE MINISTRY OF THE INTERIOR OF THE REPUBLIC OF LITHUANIA**

MIGRATION YEARBOOK 2011

Vilnius 2012

Migration and asylum topics are important in Europe as well as in Lithuania. Debates and research as well as political decisions on these issues can only be constructive when based on reliable and up-to-date statistical information. The Migration Yearbook published by the Migration Department under the Ministry of the Interior is the primary reference book in this field in Lithuania. The Yearbook provides comprehensive statistical data on a wide range of topics in the field of migration and asylum.

Lithuanian National Contact Point (NCP) for the European migration network (EMN) strives to improve the accessibility to the existing quality sources of information in the fields of migration and asylum. Keeping in line with its main objective the EMN NCP in close cooperation with the Migration Department under the Ministry of the Interior published the English edition of the Migration Yearbook 2011.

EMN NCP in Lithuania hopes that the English edition of the Migration Yearbook 2011 will contribute to a better understanding of migration and asylum situation in Lithuania for English speaking readers.

EMN is a network composed of migration and asylum experts from EU Member States, Norway and the European Commission. Its main objective is to meet the information needs of Community institutions and of Member States' authorities by providing up-to-date, objective, reliable and comparable information on migration and asylum, with a view to supporting policymaking in the European Union in these areas. The Lithuanian Government designated the International organization for Migration (IOM) Vilnius office to represent Lithuania in the network and coordinate network's activities in Lithuania.

More information about EMN can be found at www.emn.europe.eu and about the LT EMN NCP at www.emn.lt. Information on migration and asylum statistics can be found at and www.emn.123.lt.



PREFACE



Last year, we were not certain whether this – eight – edition of the Yearbook will see the light of the day. In the end, it was published, although its structure changed and it reflects different priorities and emphasis. This electronic publication comes out after a complicated couple of years of confusion, marked by the fact that changes within the system regulating migration processes and „balancing out“ of their consequences often consumed more resources than our regular, everyday work. Yet, even in the face of unified system, which regulated migration processes until now, becoming thinner, this work could not stop, since migration processes by their nature never cease. The legislative mechanism defining how the system works, similarly, slowly grinds forward. Perhaps the record wait for the passing of amendments to the Law on the Legal Status of Aliens in Seimas was caused by wrong details included in the draft law – provisions related to redistribution of key functions. Policy makers went as far as to ignore European Commission’s threats of financial sanctions for failing to

implement several European Union directives into Lithuanian law, something that can begin to be done only with the passing of the aforementioned law.

There is plenty of confusion elsewhere as well. For almost two years now, we continue to explain to citizens of our country that we do not issue documents proving personal identity and citizenship. Redistribution of functions in essence failed to reduce the administrative burden (one of the aims of the Government programme). However, in this area we expect many changes from the new program that Migration Department began implementing in 2011; it foresees to create many new electronic services in 2014 related to the issue of personal documents to both – nationals of our country and aliens. One could say that we have ever less direct contact with citizens of Lithuania from the moment when we carry out all necessary procedures for them to become citizens of our country. Meanwhile, the number of people wishing and qualifying to become citizens indeed grew with the passing of the new edition of Law on Citizenship. The law substantially expands the concept of persons who retreated from Lithuania and changes conditions for holding dual citizenship, which paves the way for many of our former citizens or their children, scattered all around the globe, to restore or be granted a citizenship, whereas that was not possible under the earlier edition of the law.

The amount of work with foreigners remains high, even though the number of our compatriots leaving Lithuania is much higher than the number of foreigners arriving here. For the last several years, emigration remains the topic closely covered in articles of our daily newspapers, discussed on TV and radio, one sees many related articles published and discussed on Internet. We came to the point where almost every one of us – whether in the immediate proximity or through a more removed social circle – feels the consequences of emigration; one would be hard-pressed to find someone who does not know a single person that left Lithuania for one reason or other. One would think that our society is much less concerned with immigration, yet, if one looks back on the situation from just a few years back, one would realize that much can change even in the space of a single year, although these changes are sometimes difficult to see or experience directly. Still, numbers from the last year reveal an impressive immigration metric – the number of immigrants who came to our country last year was bigger by a quarter than the year before that. It seems that the insight shared in one of the interviews by a long-term immigrant, Swedish director, translator, journalist J. Ohmano, namely, that due to variety of reasons our country can experience strong influx of immigration in the future, becomes relevant already now.

As a way of conclusion, I would like to thank for making it possible to continue with publishing this annual publication the institution of the President of the Republic of Lithuania, Consular Department of the Ministry of Foreign Affairs, Ministry of Social Protection and Labor, Statistics Department under the Government of the Republic of Lithuania, institutions under the Ministry of the Interior – State Border Control Service and its subsidiary Aliens’ Registration Center, Police Department and Migration Units of Territorial Police Offices, Personalization of Identity Documents Center, Residents’ Register Service, also Vilnius Regional Administrative Court and Supreme Administrative Court of Lithuania.

Director of the Migration Department under the Ministry
of the Interior of the Republic of Lithuania

A handwritten signature in black ink, appearing to read 'Almantas Gavėnas'.

Almantas Gavėnas

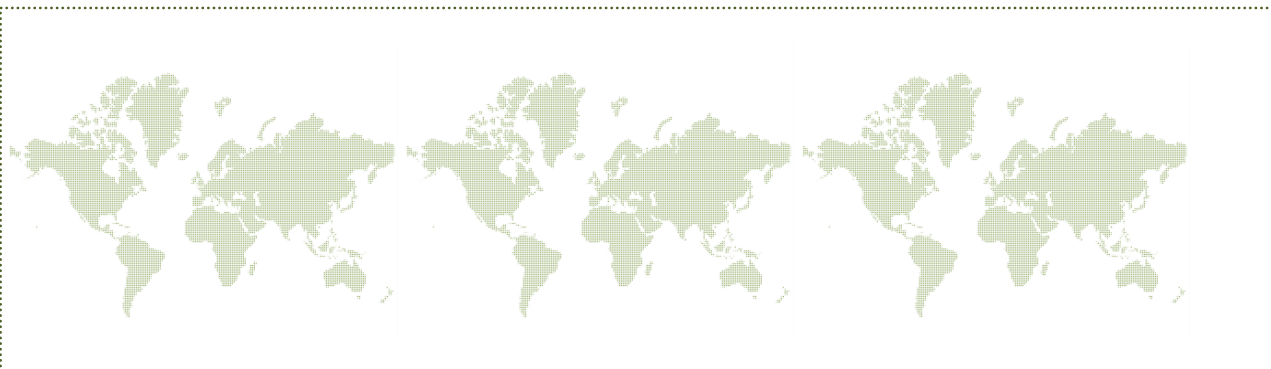


TABLE OF CONTENTS

1. GENERAL PROVISIONS	5
2. MIGRATION OF CITIZENS OF THE REPUBLIC OF LITHUANIA AND ALIENS	16
3. PERSONAL DOCUMENTS OF CITIZENS OF THE REPUBLIC OF LITHUANIA	22
4. FREE MOVEMENT OF PERSONS	26
5. VISAS	35
6. FACILITATED TRANSIT FOR CITIZENS OF THE RUSSIAN FEDERATION	44
7. TEMPORARY RESIDENCE PERMITS IN THE REPUBLIC OF LITHUANIA	47
8. PERMITS OF A LONG TERM RESIDENT OF THE REPUBLIC OF LITHUANIA TO RESIDE IN THE EUROPEAN COMMUNITY	54
9. TRAVEL DOCUMENTS ISSUED TO ALIENS	60
10. ASYLUM IN THE REPUBLIC OF LITHUANIA	66
11. ALIENS' CONTROL	76
12. CITIZENSHIP OF THE REPUBLIC OF LITHUANIA	84
13. REPRESENTATION IN COURT SESSIONS AND MEETINGS OF THE SUPREME COMMISSION OF ADMINISTRATIVE DISPUTES	95
14. CONSULAR FEE, STATE DUTY AND FINES	98
APPENDICES	101



1

GENERAL PROVISIONS

1.1. The main events of 2011 in the areas of free movement of persons, visas, migration, asylum, citizenship, issue of personal identity and travel documents

1.2. Structure of management of migration processes in the Republic of Lithuania

1.3. Structure of the Migration Department under the Ministry of the Interior of the Republic of Lithuania

1.4. The main legal acts of the Republic of Lithuania regulating management of migration processes

1.5. Number of aliens residing in the Republic of Lithuania as of the beginning of 2012 (thous.)

1.6. Number of aliens residing in the Republic of Lithuania as of the beginning of 2012, by nationality

1.7. Number of aliens residing in the Republic of Lithuania according to municipalities as of the beginning of 2012

1.8. Number of aliens residing in the Republic of Lithuania as of the beginning of 2012, by documents confirming the legal status of alien in the Republic of Lithuania

1.9. Number of citizens of the Republic of Lithuania residing in foreign states as of the beginning of 2012

1. GENERAL PROVISIONS

1.1. The main events of 2011 in the areas of free movement of persons, visas, migration, asylum, citizenship, issue of personal identity and travel documents

General matters of migration processes' management

- **12 January** Decision of the Government of the Republic of Lithuania provides for cooperation between Aliens' Register and other Registers, including Real Estate Register, when it is necessary to resolve issues of aliens' legal status in the Republic of Lithuania.
- **26 January** Decision of the Government of the Republic of Lithuania initiated optimization of activities of the Migration Department under the Ministry of the Interior: the function of organizing issuance of documents proving personal identity and citizenship was transferred to the Police Department under the MoI, the maximum permitted number of civil servants and employee posts in the Migration Department under the MoI is reduced from 111 to 80.
- **1 March** Migration sub-division was established in the Police Department under the MoI, Public Police Council's Division of Organizing Activities and Prevention, there are 3 posts in the sub-division.
- **April** Digital Migration Yearbook 2010 is published on the website of the Migration Department under the MoI in Lithuanian and English languages.
- **21 June** Improved version of the draft amendments of the Law of the Republic of Lithuania on the Legal Status of Aliens, implementing provisions of passed European Parliament and Council's directives and of other European Union legal acts in the areas of free movement of persons, visas, migration, was submitted to Seimas of the Republic of Lithuania.
- **1 July** The Council of Prevention and Control of Illegal Migration in the State Border Guard Service under the MoI was replaced by the Migration division, the division comprises 5 posts.
- **18 November** European Union Immigration portal, initiated by the European Commission, was launched.
- **27 December** Activities report form of Migration Units of Territorial Police Offices and procedure for its submission was approved by the Order of Director of the Migration Department under the MoI and Police Commissioner General of Lithuania.
- **29 December** Exemplary statute of Migration Units of Territorial Police Offices was approved by the Order of the Police Commissioner General of Lithuania.
- **In year 2011** provisions of legal acts regulating issuance and replacement procedure for certificates proving the right of temporary or permanent residence for a national of EU Member State in the Republic of Lithuania, residence permit of a family member of a citizen of an EU Member State, visas, residence permits in the European Community of a long-term resident of the Republic of Lithuania, temporary residence permits in the Republic of Lithuania, certificates on retaining the right to Lithuanian citizenship, travel documents of a stateless person, alien's passport, provisions related to reducing administrative burden for residents were amended.

Visas

- **Since 11 January** the visas requirement is not applicable for citizens of Taiwan who travel to the territory of European Union Member States.
- **1 March** The Agreement between the European Union and Georgia on simplification of visa regime entered into force.
- **24 March** Description of procedure for submitting documents to obtain visa, issuing, revoking visa, consulting [with applicant], cooperating with external service providers, accrediting commercial intermediaries, and approving the invitation, which – taking into account provisions of new legal acts of the European Union in the area of visas - establishes national competences for visa issuing procedures, was approved by the Order of the Minister of the Interior and the Minister of Foreign Affairs.
- **1 April** The Agreement between the European Union and the Federative Republic of Brazil on short-stay visa waiver for holders of diplomatic, service or official passports.
- **14 September** Decision of the Government of the Republic of Lithuania waives collection of a consular fee for processing applications to issue national visas from citizens of the Republic of Belarus.

- **1 October** Decision of the Government of the Republic of Lithuania waives visa regime for citizens of the Republic of Philippines holding diplomatic and service passports.
- **11 October** Visa Information System (VIS), designed to exchange visa data among the Member States, began its activities in the Republic of Lithuania, as well as in other Schengen countries. VIS first of all was implemented in the North African countries and in the diplomatic mission of the Republic of Lithuania in Egypt.
- **6 December** The Agreement between the Government of the Republic of Lithuania and the Government of the Republic of Azerbaijan on waiving visa regime to holders of diplomatic passports was signed in Vilnius.

Local border traffic

- **28 June** Seimas of the Republic of Lithuania ratified the Agreement between the Government of the Republic of Lithuania and the Government of the Republic of Belarus on the travel procedure for residents of the border area between the Republic of Lithuania and the Republic of Belarus.
- **28 June** Seimas of the Republic of Lithuania amended the Code of Administrative Violations of the Republic of Lithuania, by defining individual administrative liability for violating local border traffic regime (ranging from warning to penalty of one thousand Litas).
- **24 August** Description of procedure for issuing, replacing and revoking local border traffic permit for border area residents of the Republic of Belarus was approved by the Order of the Minister of the Interior and the Minister of Foreign Affairs.
- **14 September** Decision of the Government of the Republic of Lithuania extends provisions of the Aliens' Register – it states that the Aliens' Register shall accumulate data related to issuing of local border traffic permits in order to implement properly the Agreement with the Republic of Belarus on local traffic.

Residence Permits

- **21 December, 2010** the List of Professions that are Understaffed in the Republic of Lithuania according to the economic activity types was approved by the Order of the Minister of Social Security and Labour for the 1st half of the year, with a view to create better possibilities for employers to get qualified employees from abroad. On 27 June, 2011, this list was updated (approved for the 2nd half of the year).
- **14 July** A new, compulsory form for residence permit in the Republic of Lithuania, which foresees recording of aliens' biometric data via electronic methods to prove his/her identity, starting from 20 May, 2012, was approved by the Order of the Minister of the Interior.
- **21 December** Decision of the Government of the Republic of Lithuania sets new size of State duties for issuing variety of residence permits to aliens. The size of duties was changed due the use of new technologies in the residence permit form (alien's biometric data shall be recorded via electronic methods to prove his/her identity).

Aliens' Travel Documents

- **20 July** New edition of description of procedure for issuing alien's passport, which – among the amendments to other provisions – eliminates the procedure for extending the period of validity of this document, was approved by the Order of the Minister of the Interior.
- **29 September** New edition of description of procedure for issuing travel document of a stateless person, which – among the amendments to other provisions – eliminates the procedure for extending the period of validity of this document, was approved by the Order of the Minister of the Interior.

Asylum

- **19 June** European Asylum Support Office officially commenced its activities in Valeta (the Republic of Malta); the Republic of Lithuania also participates in its activities.
- **14 September** Decision of the Government of the Republic of Lithuania foresees that up to 6 asylum seekers shall be transferred from the Republic of Malta to the Republic of Lithuania.
- **8 November** The website with information about the countries of origin, created by the Migration Department under the MoI, was launched.

Control of Alien Persons

- **1 March** the Agreement between the European Union and Georgia on the readmission of persons residing without authorisation entered into force.
- **26 August** Amended circumstances and procedure for providing accommodation to aliens' in the Refugee Reception Center was approved by the Order of the Minister of Social Security and Labour. From now on, accommodation shall also be provided to alien unaccompanied minors.
- **6 October** the Agreement between the Government of the Republic of Lithuania and the Government of the Republic of Kazakhstan on the readmission of persons was signed in Astana (Kazakhstan).
- **5 December** The Protocol between the Government of Republic of Lithuania and the Government of the Republic of Moldova on implementation of the Agreement between the European Community and the Republic of Moldova on the readmission of persons residing without authorisation entered into force.
- **5 December** Description of the procedure for registering nationals of the Member States and of other states provided with accommodation was approved by the Order of the Director of the State Tourism Department under the Ministry of Economy.
- **8 December** Seimas of the Republic of Lithuania approved amendments to the Law of the Republic of Lithuania on the Legal Status of Aliens, relating to harmonization of procedures for expulsion from the Republic of Lithuania aliens' present or residing without authorization in accordance with the requirements of European Union legislation.

Citizenship

- **16 March** Decision of the Government of the Republic of Lithuania, pursuant to the implementation of provisions of the Law on Citizenship of the Republic of Lithuania, authorized the Ministry of the Interior, the Migration Department under the MoI, and territorial police offices to perform respective functions.
- **1 April** The new edition of the Law on Citizenship of the Republic of Lithuania, passed by Seimas of the Republic of Lithuania on 2 December, 2010, entered into force.
- **13 April** Decision of the Government of the Republic of Lithuania establishes specific amounts of State duties for processing applications for the citizenship of the Republic of Lithuania (the State duty is set from 122 Litas to 184 Litas).
- **13 April** Decision of the Government of the Republic of Lithuania defines the procedure for processing requests of citizens of the Republic of Lithuania to serve in the military service of another state.
- **20 April** Decision of the Government of the Republic of Lithuania amends the procedure of taking the oath to the Republic of Lithuania.
- **6 September** The decree of the President of the Republic of Lithuania convened the Commission for Citizenship Issues and approved its statute.

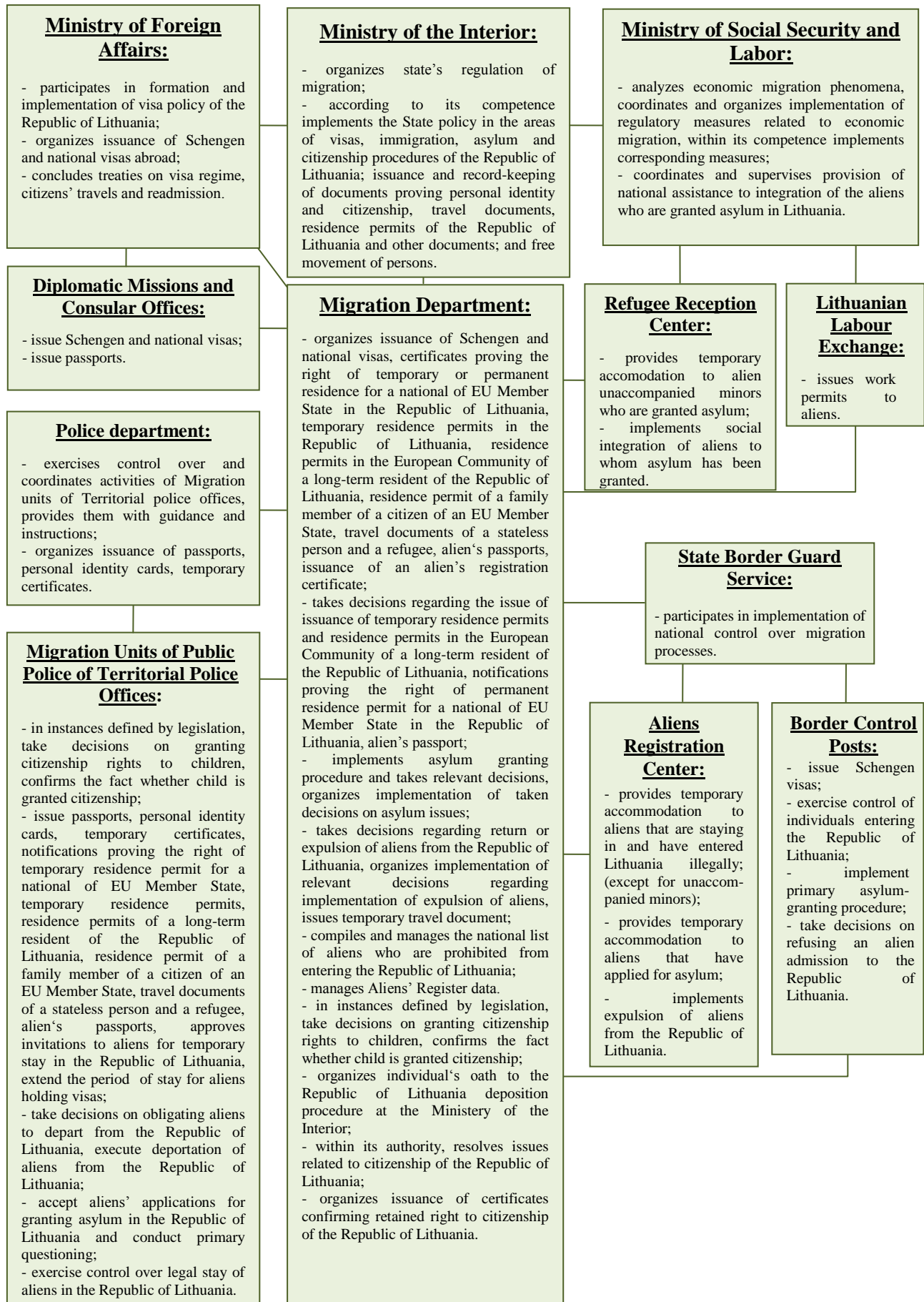
Personal and citizenship identification documents

- **31 March** Description of the procedure for issuing, replacing, announcing as invalid and terminating personal identity cards, which defines the role of the Police Department under the MoI in the procedure of issuing personal identity card, was amended by the Order of the Minister of the Interior.
- **26 April** Description of the procedure for issuing, replacing, announcing as invalid and terminating passport, which defines the role of the Police Department under the MoI in the procedure of issuing passport, was amended by the Order of the Minister of the Interior.
- **Since 2 May** The function of organizing issuance of documents proving personal identity and citizenship previously carried out by the Migration Department under the MoI was transferred to the Police Department under the MoI.

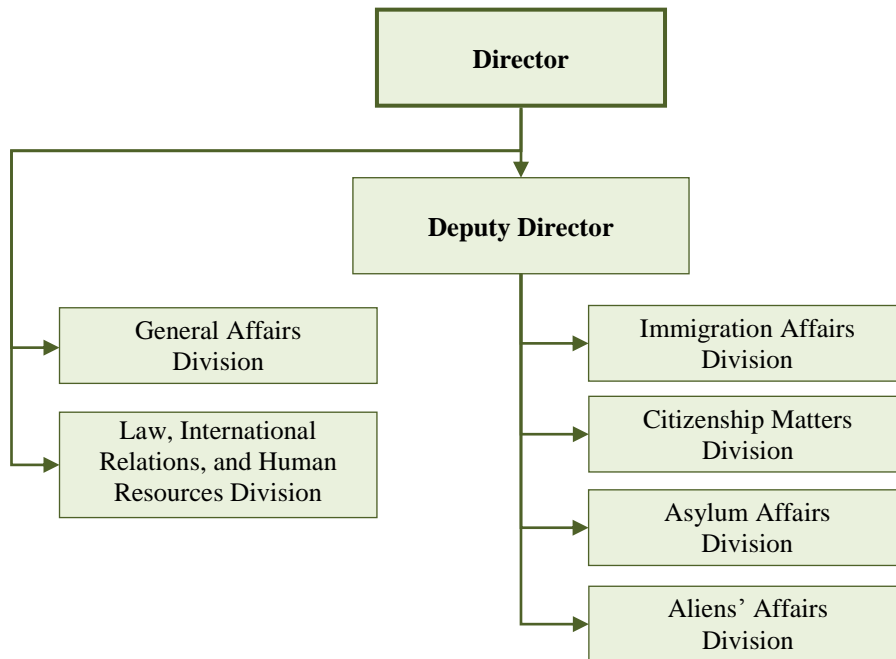
Ongoing Projects

- **13 June** To implement the Migration Department under the MoI project „Issuance of personal documents to citizens of the Republic of Lithuania and aliens and creation of other electronic services“, the financing of 3,7 million Litas was awarded by the Order of the Director of Information Society Development Committee. The project is set to continue until 1 February, 2014.

1.2. Structure of Management of Migration Processes in the Republic of Lithuania



1.3. Administrative structure of the Migration Department under the Ministry of the Interior (as of January 1, 2012)



The Migration Department under the Ministry of the Interior of the Republic of Lithuania was established on 21 May 1992 by the Order of the Minister of the Interior Petras Valiukas upon merging two divisions of the Ministry: the Emigration and Immigration Service under the Ministry of the Interior and the Passport Board of the Ministry of the Interior. Former directors of the Migration Department included: Edvardas Gružas (1992–1993), Česlovas Kazimieras Blažys (1993–1995), Vladas Minkevičius (1995–1999). Almantas Gavėnas has been the head of the Migration Department since 1999.

Administrative structure of the Migration Department the Ministry of the Interior is approved by the Minister of the Interior.

Migration Department under the Ministry of the Interior comprises 80 posts.

1.4. The main legal acts of the Republic of Lithuania regulating management of migration processes

(as of 1 January, 2012)

Law of the Republic of Lithuania on the Legal Status of Aliens (as amended, in force since 30 April, 2004).

Law of the Republic of Lithuania Implementing the Law on the Legal Status of Aliens (in force since 30 April, 2004).

Law of the Republic of Lithuania on Citizenship (in force since 22 July, 2008).

Law of the Republic of Lithuania on Personal Identity Card (as amended, in force since 1 January, 2003).

Law of the Republic of Lithuania Implementing the Law on Personal Identity Card (in force since 21 November, 2001).

Law of the Republic of Lithuania on Passport (as amended, in force since 1 January, 2003).

International treaties of the Republic of Lithuania on Travelling of Citizens of both states (in force with 2 states: Belarus and Russia).

International treaties of the Republic of Lithuania on the order of frontier residents' travelling (signed with Belarus but not in force yet).

International treaty of the Republic of Lithuania on the procedure of issuing facilitated railway transit documents (in force with Russia from 30 June, 2003 and applicable only to citizens of the Russian Federation).

23 June, 2003 decision of the Government of the Republic of Lithuania No. 796 „On the procedure of entering and issuing facilitated transit document and facilitated railway transit document“ (in force with from 26 June, 2003 and applicable only to citizens of the Russian Federation)

International readmission treaties of the Republic of Lithuania (in force with 25 states: Armenia, Austria, Belgium, Estonia, Greece, Georgia, Iceland, Spain, Italy, Croatia, Latvia, Poland, Luxembourg, Moldova, the Netherlands, Portugal, France, Romania, Russia, Slovenia, Finland, Switzerland, Sweden, Ukraine, Germany).

1.5. Number of aliens residing in the Republic of Lithuania as of the beginning of 2012

(in thousands)

	2007	2008	2009	2010	2011	2012
Population, including:	3 384,9	3 366,2	3 350,1	3 329,0	3 244,5	3 199,3
- aliens	33,1	33,4	32,9	32,5	29,6	31,3
Share of aliens in total national population, %	0,98	0,99	0,98	0,98	0,91	0,98

Sources:

1. Department of Statistics under the Government of the Republic of Lithuania data on the number of Lithuanian residents.
2. Migration Units of Territorial Police Offices (2007–2011) and Residents' Register and Aliens' Register (2012) data on the number of aliens.

1.6. Number of aliens residing in the Republic of Lithuania as of the beginning of 2012, by nationality

Citizenship	2011	2012	Annual change, %
European states, including:	23 009	24 370	5,9
- EU Member States, including:	2 417	2 781	15,1
- Latvian	405	480	18,5
- Polish	439	504	14,8
- German	417	411	-1,4
- EFTA member states	87	100	14,9
- Other European states, including:	20 505	21 489	4,8
- Armenian	325	378	16,3
- Belarusian	4 714	5 003	6,1
- Georgian	207	227	9,7
- Russian	12 176	12 446	2,2
- Ukrainian	2 443	2 727	11,6
North American states, including:	470	451	- 4,0
- American	430	418	- 2,8
Central and South American states	78	90	15,4
Australia and Oceania	25	29	16,0
Asian states, including:	1 791	1 886	5,3
- Israeli	369	390	5,7
- Kazakh	255	280	9,8
- Chinese	327	320	- 2,1
- Lebanese	123	131	6,5
African states	155	198	27,7
Stateless persons	4 453	4 314	-3,1
In total	29 981	31 338	4,5

Note. As of the beginning of 2012 nationals, 117 states and stateless persons with valid documents confirming their legal status in the Republic of Lithuania were residing in the Republic of Lithuania

Source. Residents' Register and Aliens' Register data.

1.7. Number of aliens residing in the Republic of Lithuania according to municipalities as of the beginning of 2012

Municipality	Number of aliens	Municipality	Number of aliens
Alytus county	798	Šiauliai county	1 719
Alytus	250	Šiauliai city	1 204
Druskininkai	404	Akmenė region	70
Lazdijai region	24	Joniškis region	84
Varėna region	120	Kelmė region	58
Kaunas county	3 620	Pakruojis region	46
Kaunas city	2 251	Radviliškis region	132
Birštonas	10	Šiauliai region	125
Jonava region	439	Tauragė county	246
Kaišiadoriai region	87	Tauragė region	116
Kaunas region	397	Jurbarkas region	49
Kėdainiai region	299	Pagėgiai	49
Prienai region	91	Šilalė region	32
Raseiniai region	46	Telšiai county	641
Klaipėda county	4 647	Telšiai region	110
Klaipėda city	3 858	Mažeikiai region	372
Klaipėda region	298	Plungė region	150
Kretinga region	101	Rietavas	9
Neringa	37	Utena county	2 991
Palanga	192	Utena region	102
Skudodas region	36	Anykščiai region	66
Šilutė region	125	Ignalina region	193
Marijampolė county	394	Molėtai region	66
Marijampolė	224	Visaginas	2 415
Kalvarija	19	Zarasai region	149
Kazlų Rūda	24	Vilnius county	14 650
Šakiai region	54	Vilniaus city	11 248
Vilkaviškis region	73	Elektrėnai	284
Panevėžys county	815	Šalčininkai region	648
Panevėžys city	471	Širvintos region	86
Biržai region	58	Švenčionys region	417
Kupiškis region	42	Trakai region	300
Panevėžys region	104	Ukmergė region	185
Pasvalys region	51	Vilnius region	1 482
Rokiškis region	89	In total	30 521

Comments: 1. The table does not include 817 aliens whose residence declaration data is deleted at the request of the owner of residential premises and who failed to declare residence.

2. Place of residence of 1 114 aliens is accounted for in municipalities.

Source. Residents' Register and Aliens' Register data.

1.8. Number of aliens residing in the Republic of Lithuania as of the beginning of 2012, by documents confirming the legal status of alien in the Republic of Lithuania

Citizenship	Document confirming the legal status of alien in the Republic of Lithuania					
	Certificate for a national of an EU Member State proving his right to reside in the Republic of Lithuania ^x	Certificate for a national of an EU Member State proving his right to reside permanent in the Republic of Lithuania ^{xx}	Permit to the family member of an EU Member State national to reside in the Republic of Lithuania	Permit to the family member of an EU Member State national to reside permanent in the Republic of Lithuania	Residence permit in the Republic of Lithuania	Permit of a long term resident of the Republic of Lithuania to reside in the European Community
European states, including:	2 132	749	80	4	7 557	13 848
- EU Member States, including:	2 055	726	-	-	-	-
- Latvian	316	164	-	-	-	-
- Polish	284	220	-	-	-	-
- German	291	120	-	-	-	-
- EFTA member states	77	23	-	-	-	-
- Other European states, including:	-	-	80	4	7 557	13 848
- Armenian	-	-	-	-	143	235
- Belarusian	-	-	13	1	2 958	2 031
- Russian	-	-	35	1	2 392	10 018
- Ukrainian	-	-	19	1	1 445	1 262
North American states, including:	-	-	5	-	257	189
- American	-	-	2	-	234	182
Central and South American states	-	-	4	-	56	30
Australia and Oceania	-	-	-	1	21	7
Asian states, including:	-	-	19	-	1 049	818
- Indian	-	-	3	-	144	8
- Israeli	-	-	2	-	189	199
- Kazakh	-	-	-	-	79	201
- Chinese	-	-	-	-	219	101
African states, including	-	-	14	-	147	37
- Nigerian	-	-	4	-	49	5
Without nationality	-	-	52	6	43	4 213
In total	2 132	749	174	11	9 130	19 142

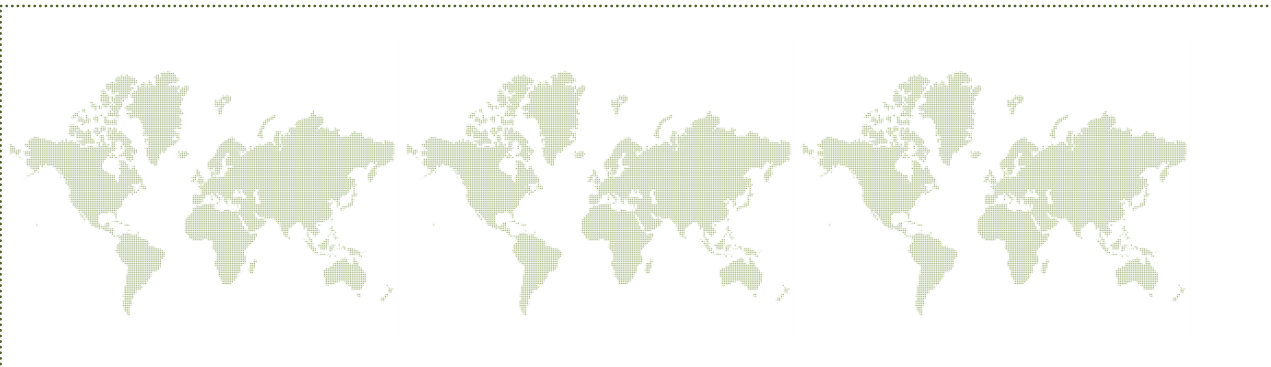
^x Including citizens of the European Union member states, possessing permits of the citizen of the European Community to reside, which are valid till 30 September, 2013.

^{xx} Including citizens of the European Union member states, possessing permits of the citizen of the European Community to reside permanently, which are valid till 8 January, 2017.

1.9. Number of citizens of the Republic of Lithuania residing abroad as of the beginning of 2012

Foreign state	Number of citizens of the Republic of Lithuania	Comments
European states, including:	277 574	
- EU Member States, including:	250 979	
- Ireland	81 403	2010 data
- Austria	715	2010 data
- Belgium	1 604	
- Bulgaria	70	
- the Czech Republic	492	
- Denmark	7 512	
- United Kingdom	87 330	2010 data
- Estonia	2 046	
- Greece	76	
- Spain	21 518	
- Italy	4 524	2010 data
- Cyprus	305	2007 data
- Latvia	3 825	
- Poland	594	
- the Netherlands	2 871	
- Portugal	614	2010 data
- France	894	2008 data
- Romania	21	
- Slovakia	115	2010 data
- Slovenia	61	
- Finland	915	2010 data
- Sweden	6 644	2010 data
- Hungary	85	2010 data
- Germany	26 745	2008 data
- EFTA states:	18 399	
- Iceland	1 332	2008 data
- Liechtenstein	1	2010 data
- Norway	16 309	
- Switzerland	757	2010 data
- Other European states, including:	8 196	
- Armenia	20	
- Azerbaijan	29	2010 data
- Belarus	3 709	2010 data
- Moldova	40	2010 data
- Russia	4 101	2010 data
- Turkey	297	2010 data
North American states, including:	82 590	
- USA	35 900	2010 data
- Canada	46 690	2010 data
Central and South American states, including:	96	
- Argentina	96	2010 data
Asian states, including:	420	
- Israel	160	2010 data
- Japan	178	2010 data
- Kazakhstan	38	2010 data
- China	44	
In total	360 584	

data. **Source.** Ministry of Foreign Affairs Consular Department and the Migration Department under the Ministry of the Interior



2

MIGRATION OF CITIZENS OF THE REPUBLIC OF LITHUANIA AND ALIENS

2.1. Number of citizens of the Republic of Lithuania and aliens who arrived to reside in the Republic of Lithuania in 2011, by states

2.2. Number of persons who arrived to reside in the Republic of Lithuania in 2011, by nationality

2.3. Number of citizens of the Republic of Lithuania and aliens who departed for residence to foreign states in 2011, by states

2.4. Number of persons who departed for residence to foreign states in 2011, by nationality

2.5. Arrival, departure, and net of citizens of the Republic of Lithuania and aliens

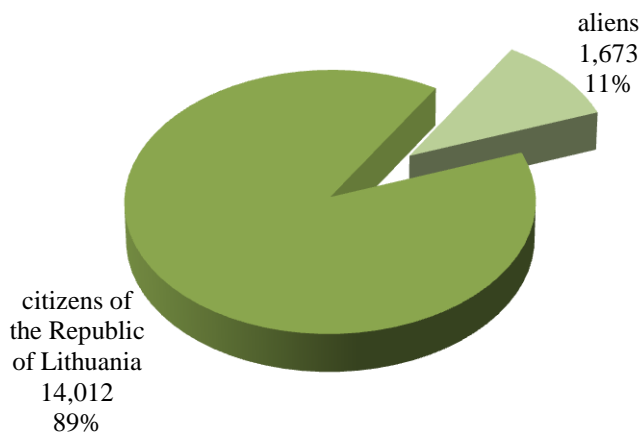
2. MIGRATION OF CITIZENS OF THE REPUBLIC OF LITHUANIA AND ALIENS

2.1. Number of citizens of the Republic of Lithuania and aliens who arrived to reside in the Republic of Lithuania in 2011, by states

State, from which a person arrived	In total	including	
		Citizens of the Republic of Lithuania	Aliens
European states, including:	14 759	13 304	1 455
- EU Member States, including:	11 941	11 436	505
- Ireland	1 837	1 829	8
- Denmark	392	382	10
- British	6 385	6 363	22
- Spain	740	706	34
- Italy	198	175	23
- Latvia	175	76	99
- Poland	124	52	72
- The Netherlands	304	298	6
- France	174	142	32
- Sweden	394	379	15
- Germany	682	629	53
- EFTA Member States, including:	1 263	1 247	16
- Norway	1 171	1 158	13
- Other European states, including:	1 555	621	934
- Belarus	399	141	258
- Russia	759	385	374
- Ukraine	229	50	179
North American states, including:	537	499	38
- American	498	464	34
Central and South American states	39	30	9
Australian and Oceania states	26	23	3
Asian states	268	131	137
African states	56	25	31
In total	15 685	14 012	1 673

Note. The table accounts for citizens of the Republic of Lithuania and aliens, who arrive to reside for the period longer than 6 months.

Source. Department of Statistics under the Government of the Republic of Lithuania.



2.2. Number of persons who arrived to reside in the Republic of Lithuania in 2011, by nationality

Citizenship	Number of persons
European states, including:	15 456
- EU Member States, including:	14 515
- Lithuanian	14 012
- Latvian	90
- Polish	73
- German	57
- EFTA Member States	-
- Other European states, including:	941
- Belarusian	254
- Russian	373
- Ukrainian	181
North American states, including:	34
- American	34
Central and South American states	11
Australian and Oceania states	2
Asian states	141
African states	29
Stateless persons	12
In total	15 685

Note. The table accounts for citizens of the Republic of Lithuania and aliens, who arrive to reside for the period longer than 6 months.

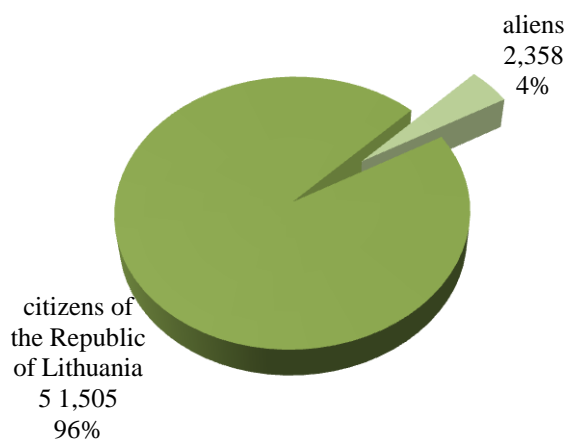
Source. Department of Statistics under the Government of the Republic of Lithuania.

2.3. Number of citizens of the Republic of Lithuania and aliens who departed for residence to foreign states in 2011, by states

State, for which persons departed	In total	Citizens of the Republic of Lithuania	Aliens
European states, including:	50 833	49 021	1 812
- EU Member States, including:	44 068	43 751	317
- Ireland	5 587	5 576	11
- Belgium	231	228	3
- Denmark	1 146	1 118	28
- British	26 395	26 366	29
- Spain	1 948	1 943	5
- Italy	740	727	13
- Latvia	162	127	35
- Poland	188	149	39
- the Netherlands	1 044	1 039	5
- France	488	467	21
- Sweden	1 276	1 263	13
- Germany	3 745	3 673	72
- EFTA Member States, including:	4 204	4 185	19
- Norway	3 814	3 806	8
- Other European states, including:	2 561	1 085	1 476
- Belarus	845	171	674
- Russia	1 100	692	408
- Ukraine	436	126	310
North American states, including:	2 013	1 899	114
- American	1 788	1 692	96
Central and South American states	72	60	12
Australian and Oceania states	151	146	5
Asian states	682	290	392
African states	105	82	23
Not indicated	7	7	-
In total	53 863	51 505	2 358

Note. The table accounts for citizens of the Republic of Lithuania and aliens, who depart for the period longer than 6 months.

Source. Department of Statistics under the Government of the Republic of Lithuania.



2.4. Number of persons who departed for residence to foreign states in 2011, by nationality

Citizenship	Number of persons
European states, including:	53 296
- EU Member States, including:	51 798
- Lithuanian	51 505
- Polish	36
- German	70
- EFTA Member States	-
- Other European states, including:	1 498
- Belarusian	666
- Russian	422
- Ukrainian	312
North American states, including:	109
- American	92
Central and South American states	12
Australian and Oceania states	3
Asian states, including:	391
- Israeli	49
- Chinese	82
African states	21
Stateless persons	31
In total	53 863

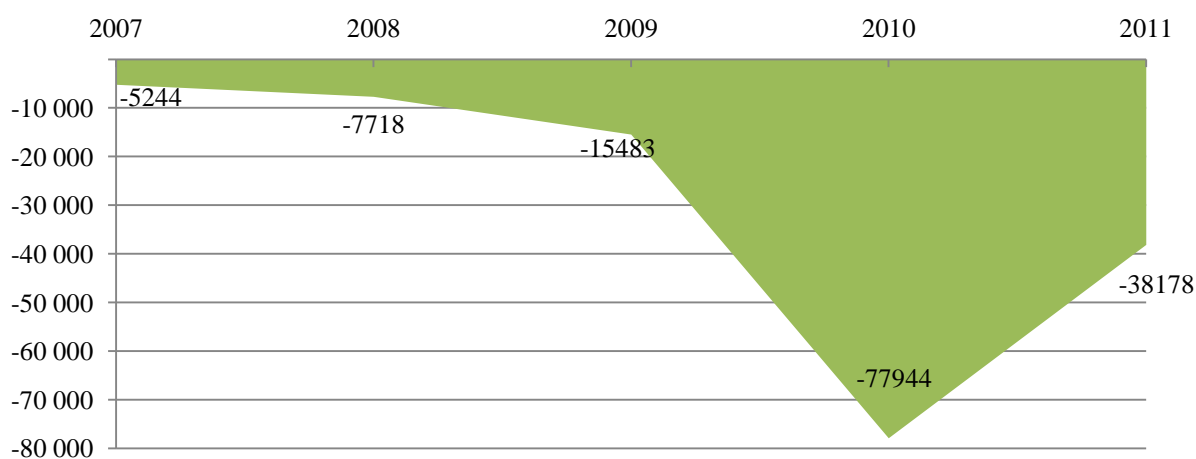
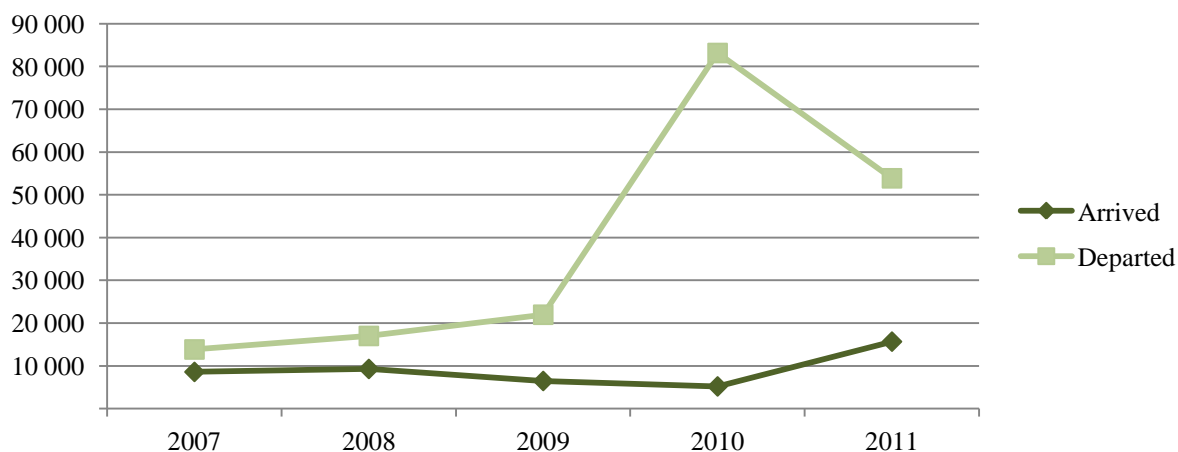
Note. The table accounts for citizens of the Republic of Lithuania and aliens, who depart for the period longer than 6 months.

Source. Department of Statistics under the Government of the Republic of Lithuania.

2.5. Arrival, departure, and net of citizens of the Republic of Lithuania and aliens

	2007	2008	2009	2010	2011
Citizens of the Republic of Lithuania:					
- arrived	6 141	6 337	4 821	4 153	14 012
- departed	11 422	13 374	16 421	79 315	51 505
- net	-5 281	-7 037	-11 600	-75 162	-37 493
Aliens:					
- arrived	2 468	3 641	1 666	1 060	1 673
- departed	2 431	2 960	5 549	3 842	2 358
- net	37	681	-3 883	-2 782	-685
In total:					
- arrived	8 609	9 297	6 487	5 213	15 685
- departed	13 853	17 015	21 970	83 157	53 863
- net	-5 244	-7 718	-15 483	-77 944	-38 178

Source. Department of Statistics under the Government of the Republic of Lithuania.





3

PERSONAL DOCUMENTS OF THE CITIZENS OF THE REPUBLIC OF LITHUANIA

3.1. Issue of personal identity cards and passports of the Republic of Lithuania to citizens of the Republic of Lithuania

3.2. Issue of personal identity cards and passports of the Republic of Lithuania to a citizen of the Republic of Lithuania residing in the Republic of Lithuania.

3.3. Issue of a passport of the Republic of Lithuania to a citizen of the Republic of Lithuania residing in a foreign state

3. PERSONAL DOCUMENTS OF THE CITIZENS OF THE REPUBLIC OF LITHUANIA

3.1. Issue of personal identity cards and passports of the Republic of Lithuania to citizens of the Republic of Lithuania

Personal Identity Card is personal document of a citizen of the Republic of Lithuania confirming his identity and citizenship and intended for use in the Republic of Lithuania.

Personal Identity Card is obligatory to every citizen of the Republic of Lithuania over 16 years of age, if (s)he does not hold a valid passport issued by the Republic of Lithuania or a passport of the citizen of the Republic of Lithuania. If needed, Personal Identity Card can be also issued to citizens under 16 years old.

Personal Identity Card may be used for the identification or confirmation of the personal identity in the electronic environment and for signing electronic documents, if it contains an electronic circuit with personal identification data in electronic environment and qualified certificates.

Under the provisions of the Directive 2004/38/EC of the European Parliament and of the Council of 29 April 2004 all citizens of European Union Member States (Ireland, Austria, Belgium, Bulgaria, Czech Republic, Denmark, Estonia, Greece, Spain, Italy, Great Britain, Cyprus, Latvia, Poland, Lithuania, Luxembourg, Malta, the Netherlands, Portugal, France, Romania, Slovakia, Slovenia, Finland, Sweden, Hungary, Germany) possessing valid Personal Identity Cards, issued by their State, have the right to leave the territory of a Member State for entering another Member State. The following states also recognize the Personal Identity Cards of the Republic of Lithuania as valid for travel: Andorra, Georgia, Iceland, Montenegro, Croatia, Liechtenstein, Macedonia, Monaco, Norway, San Marino, Serbia, Switzerland and Vatican.

Note. Before travelling to a foreign state (except for EU Members States and EFTA member states – Iceland, Liechtenstein, Norway, Switzerland), one is advised to consult information on types of documents recognized as valid for travelling to a specific foreign state.

Source. Paragraphs 1, 3-5 of Article 2 of the Law of the Republic of Lithuania on Personal Identity Card of 6 November, 2001.

A passport is a personal document of a citizen of the Republic of Lithuania, confirming his identity and citizenship, and designated for travelling to foreign countries or for use within the Republic of Lithuania.

Passport is issued to a citizen of the Republic of Lithuania residing in the Republic of Lithuania, irrespective of his/her age.

	2007	2008	2009	2010	2011
Issued personal identity cards	191 450	282 672	260 936	261 819	239 075
Issued passports, including:	175 618	229 309	230 053	257 531	237 369
Citizens residing in the Republic of Lithuania:	169 036	219 817	214 702	232 577	208 923
Citizens residing in foreign states:	6 582	9 492	15 351	24 954	28 446
- at diplomatic missions or consular posts	-	-	-	1 471	4 754
- Migration Units of Territorial Police Offices	-	-	349	9 061	20 164
- the Migration Department	6 582	9 492	15 002	14 422	3 528

Source. Residents' Register data.

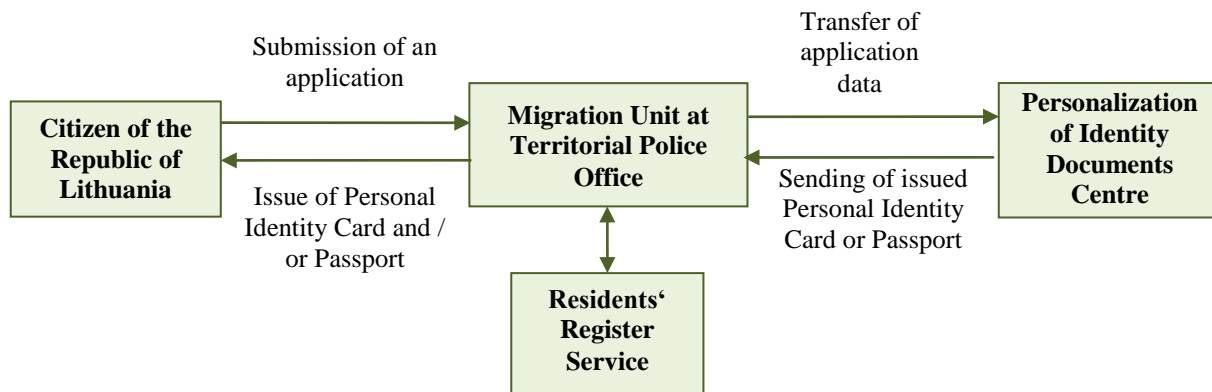
3.2. Issue of personal identity cards and passports of the Republic of Lithuania to a citizen of the Republic of Lithuania residing in the Republic of Lithuania.

Personal Identity Card and/or Passport of the Republic of Lithuania can be issued to citizens under general or expedited procedure. Personal Identity Card and/or Passport of the Republic of Lithuania are issued under the general procedure not later than within a month from the day of submission of a request and other documents for issuance/replacement of Personal Identity Card and/or Passport of the Republic of Lithuania at Migration Units of Territorial Police Offices, under the expedited procedure – within 1 or 5 working days.

State duties in the amount prescribed by the Government are collected for issue and replacement of Personal Identity Cards and/or passport of the Republic of Lithuania. The duties are not collected from citizens who are exempted from state duties under the Law of the Republic of Lithuania on duties.

Sources:

1. Paragraphs 13 and 14 of Article 5 of the Law of the Republic of Lithuania on Personal Identity Cards of 6 November, 2001, Article 6 of the Law of the Republic of Lithuania on duties of 13 June, 2000, paragraphs 4, 4¹, 30 and 69 of the Procedure on Issuance, Change, Announcement as Invalid or Termination of Personal Identity card approved by the Order of the Minister of the Interior of the Republic of Lithuania of 24 December, 2008.
2. Paragraph 12 and 13 of Article 5 of the Law of the Republic of Lithuania on Passport of 8 November, 2001, Article 6 of the Law of the Republic of Lithuania on duties of the 13 June 2000, paragraphs 5, 10, 114-116 of the Procedure for Issue, Renewal, Submission of Documents on Passport's Issue and Renewal to the Diplomatic Missions and Consular Offices in foreign countries, on Transfer of these Documents to the Delegated Institution, Handing Passport to the Citizen, Sending Passport by Mail or by other Secure Means, Informing on the Receipt of Passport, Announcement of Passport as Invalid, Transfer of Invalid Passport to the Delegated Institution and on Obliteration of Passport approved by the Order of the Minister of the Interior and the Minister of Foreign Affairs of the Republic of Lithuania of 16 March, 2010.

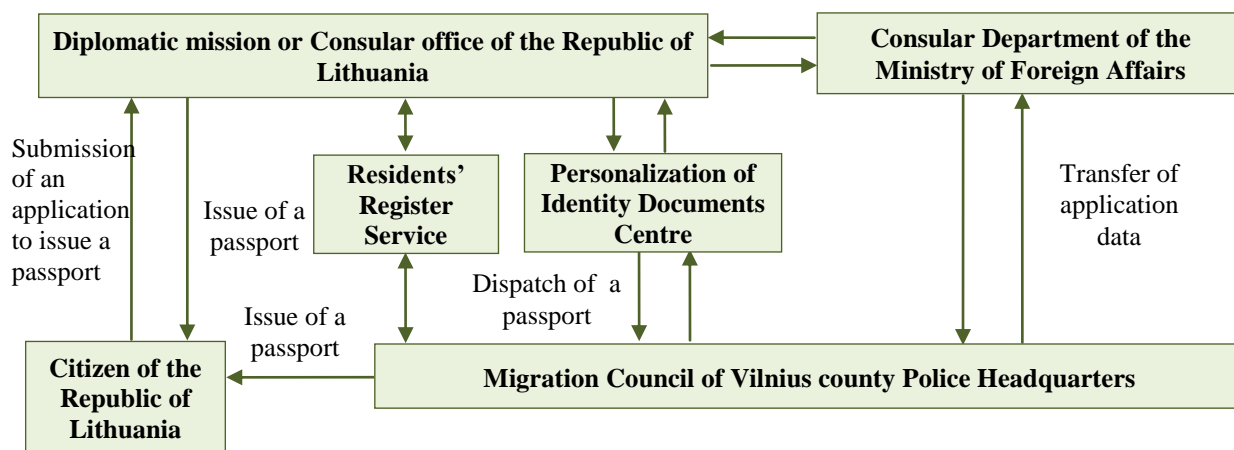


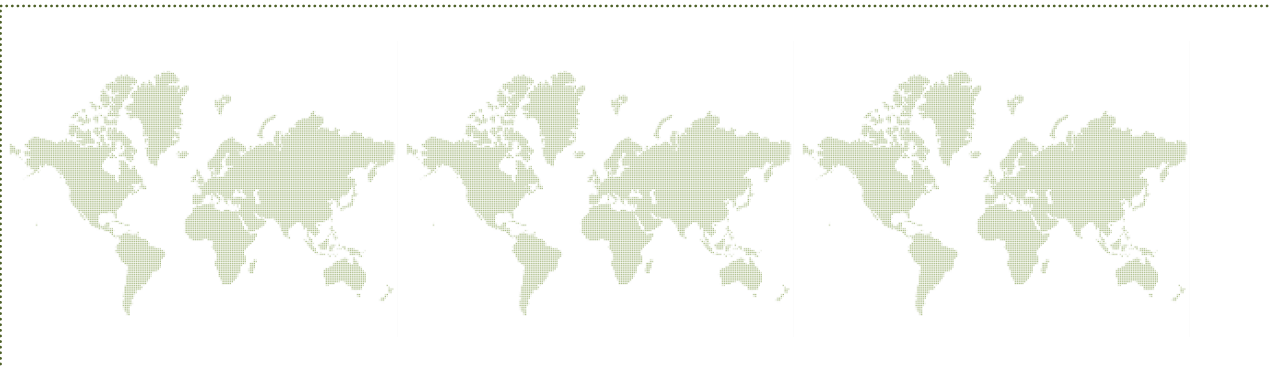
3.3. Issue of a passport of the Republic of Lithuania to a citizen of the Republic of Lithuania residing in a foreign state

Citizens of the Republic of Lithuania residing abroad are issued passport under the general procedure. Under the general procedure, passport is issued at diplomatic mission or consular office of the Republic of Lithuania not later than within two months from the day of reception of documents for issue or replacement of a passport.

Consular fee is collected for issue, replacement of passport at diplomatic mission or consular office of the Republic of Lithuania, unless a citizen is exempted from payment of consular fee under the Law of the Republic of Lithuania on consular fees.

Source. Paragraphs 12 and 13 of Article 5 of the Law of the Republic of Lithuania on Passport of 8 November, 2001, Articles 3 and 6 of the Law of the Republic of Lithuania on consular fees of 23 June, 1994, paragraphs 5, 10 of the Procedure on Issue, Renewal, Submission of Documents on Passport's Issue and Renewal to the Diplomatic Missions and Consular Offices in foreign countries, on Transfer of these Documents to the Delegated Institution, Handling Passport to the Citizen, Sending Passport by Mail or by other Secure Means, Informing on the Receipt of Passport, Announcement of Passport as Invalid, Transfer of Invalid Passport to the Delegated Institution and on Obliteration of Passport approved by the Order of the Minister of the Interior and the Minister of Foreign Affairs of the Republic of Lithuania of 16 March 2010.





4

FREE MOVEMENT OF PERSONS

4.1. Certificates confirming the right to reside in the Republic of Lithuania issued to EU or EFTA Member States

4.1.1. Number of submitted applications, decisions passed and certificates issued in 2011, by nationality

4.1.2. Number of decisions to issue a certificate in 2011, by grounds of arrival

4.1.3. Issue of a Certificate for a national of an EU/EFTA Member State. Flow Chart

4.2. Issue of a residence permit of the Republic of Lithuania to a family member of a citizen of an EU Member State

4.2.1. Applications to issue a permit or extend its validity, number of taken decisions in 2010–2011, by nationality

4.2.2. Number of permits issued to the family member of an EU Member State national in 2008–2011, by nationality

4.2.3. Issue or extension of the permit to the family member of the EU Member State national. Flow Chart

4.3. Issue of Certificate confirming the right of an EU / EFTA Member State national to permanently reside in the Republic of Lithuania

4.3.1. Applications to issue a permanent certificate, number of taken decisions and issued certificates in 2011, by nationality

4.3.2. Issue of a permanent Certificate to EU/EFTA Member State national. Flow Chart

4. FREE MOVEMENT OF PERSONS

4.1. Certificates confirming the right to reside in the Republic of Lithuania issued to EU or EFTA Member States

According to the article 101 (1) of the Law on the Legal Status of Aliens of the Republic of Lithuania a national of a Member State of the European Union/EFTA shall have the right to reside in the Republic of Lithuania if (s)he:

- 1) is an employee or self-employed person;
- 2) is in possession of adequate means of subsistence to reside in the Republic of Lithuania for himself and for his family members, if they accompany or join him, and is in possession of a valid medical insurance document;
- 3) is a student, pupil, trainee, attends retraining courses or vocational training courses, has adequate means of subsistence to stay in the Republic of Lithuania for himself or his family members, if they accompany or join him, and is in possession of a valid medical insurance document;
- 4) a family member of the EU Member State/EFTA national who accompanies him or joins him.

In these cases, citizen of European Union Member State is issued a certificate confirming his right to reside in the Republic of Lithuania (therein below in this Chapter – the Certificate).

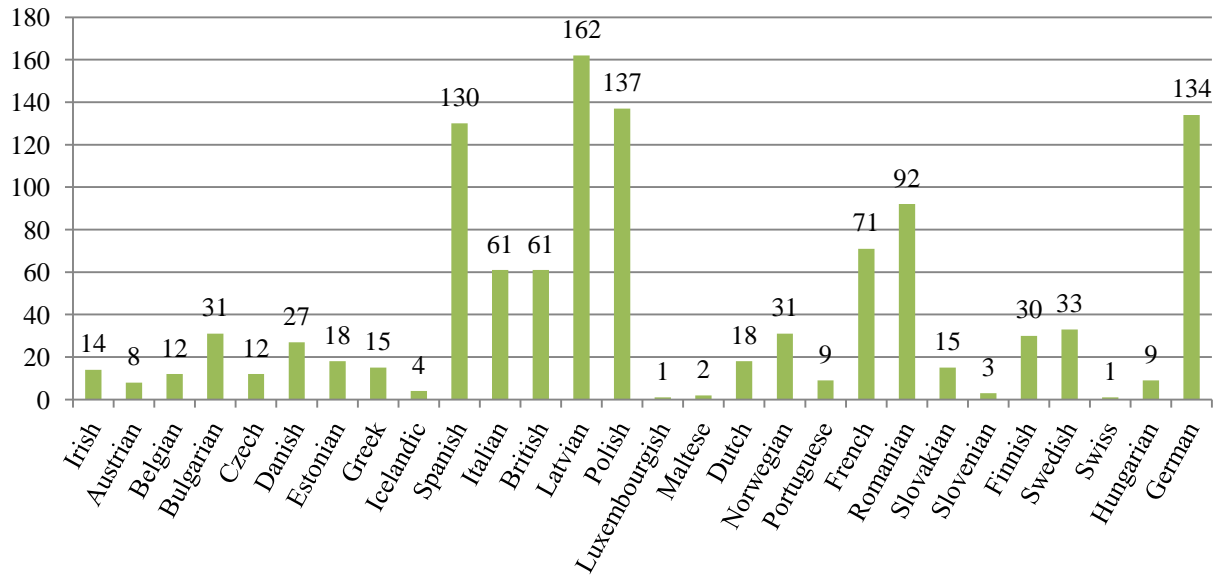
Source. Article 101 (1) of the Law on the Legal Status of Aliens of the Republic of Lithuania.

4.1.1. Number of submitted applications, decisions passed and certificates issued in 2011, by nationality

Citizenship	Submitted applications to issue the Certificate	Decisions passed		Issued certificates
		Issue	Refuse to issue	
Irish	14	14	–	14
Austrian	8	8	–	8
Belgian	12	12	–	12
Bulgarian	30	31	–	31
Czech	11	11	–	12
Danish	25	25	–	27
Estonian	18	18	–	18
Greek	15	15	–	15
Icelandic	4	4	–	4
Spanish	129	128	–	130
Italian	61	60	1	61
British	61	61	–	61
Latvian	156	159	–	162
Polish	137	137	–	137
Luxembourgish	1	1	–	1
Maltese	2	2	–	2
Dutch	18	18	–	18
Norwegian	31	31	–	31
Portuguese	9	9	–	9
French	70	70	–	71
Romanian	92	92	–	92
Slovakian	15	15	–	15
Slovenian	3	3	–	3
Finnish	30	30	–	30
Swedish	34	33	1	33
Swiss	1	1	–	1
Hungarian	9	9	–	9
German	130	131	–	134
In total	1 126	1 128	2	1 141

Source. Aliens' Register data.

Certificates issued in 2011

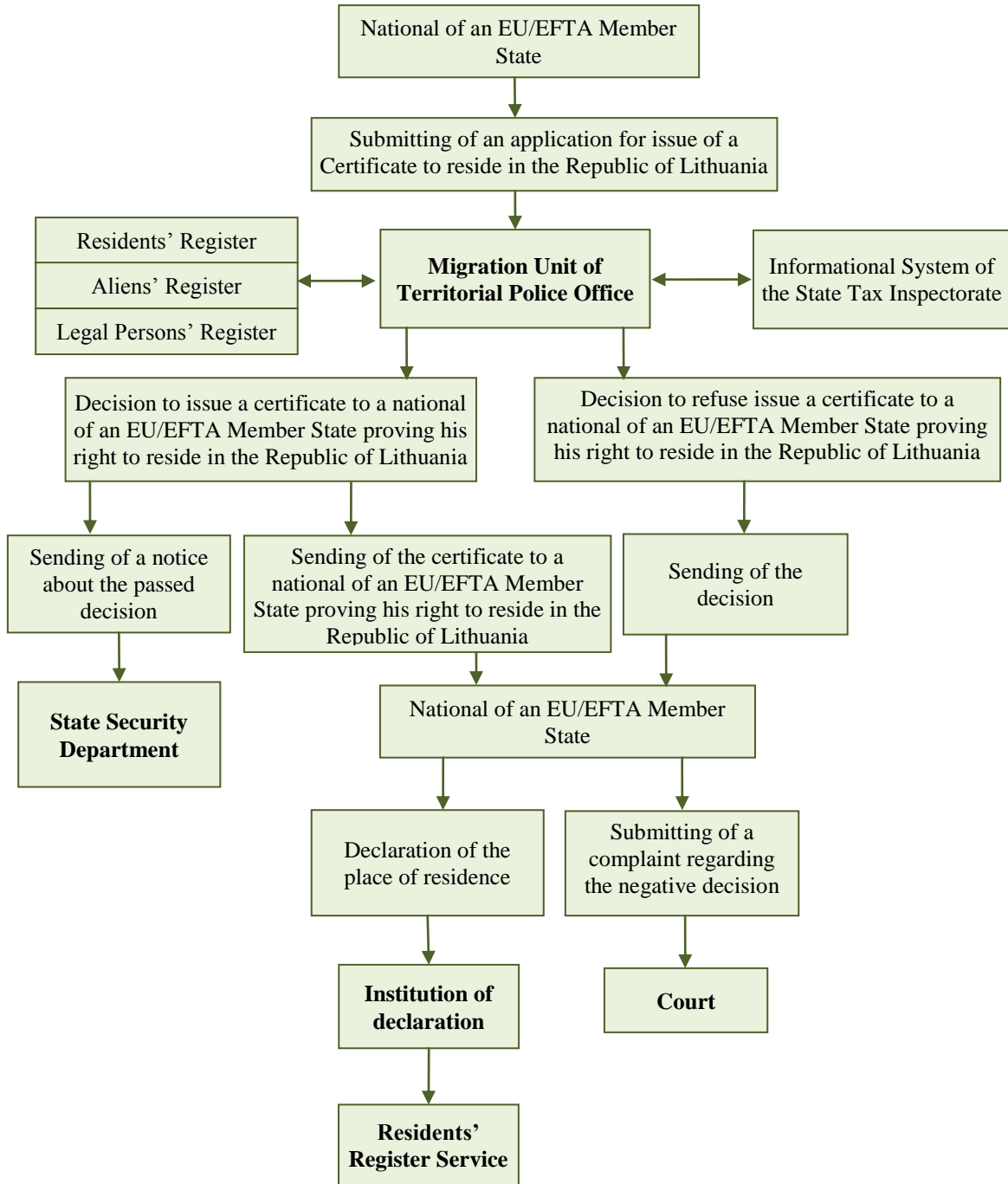


4.1.2. Number of decisions to issue a certificate in 2011, by grounds of arrival

Grounds for arrival	Decisions passed	
	Issue	Refuse to issue
Is an employee or a self-employed person	505	–
Is in possession of adequate means of subsistence for himself and for his family members to reside in the Republic of Lithuania and is in possession of a valid medical insurance document	140	1
Is a student, a pupil, a trainee, attends retraining courses or vocational training courses, has adequate means of subsistence to stay in the Republic of Lithuania for himself and his family members if they accompany or join him and is in possession of a valid medical insurance document	285	1
Is a family member of an EU Member State national accompanying him or arriving to stay with him	198	–
In total	1 128	2

Source. Aliens' Register data.

4.1.3. Issue of a Certificate for a national of an EU/EFTA Member State. Flow Chart



4.2. Issue of a residence permit of the Republic of Lithuania to a family member of a citizen of an EU Member State

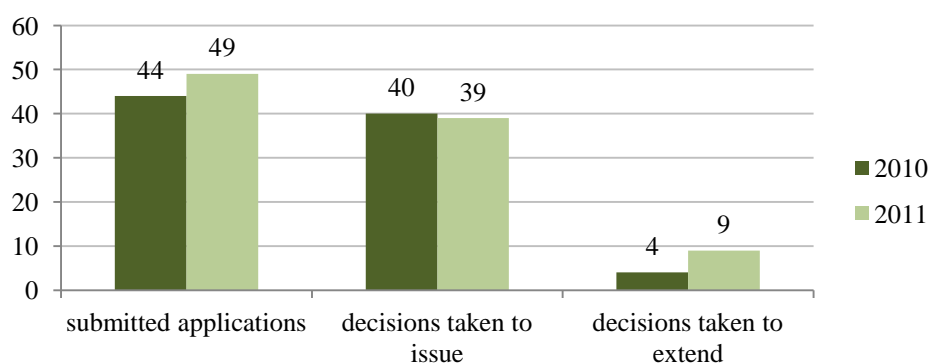
Family members of the national of the EU / EFTA Member State who are not citizens of an EU / EFTA Member State, upon entering the Republic of Lithuania for residence for longer than 3 months in a 6-month period accompanying the national of the EU / EFTA Member State or joining him, must be issued the family member of a citizen of the EU Member State permit to reside the Republic of Lithuania (therein below in this Chapter – the Permit).

Source. Article 99 (2) of the Law on the Legal Status of Aliens of the Republic of Lithuania.

4.2.1. Applications to issue the Permit or extend its validity, number of taken decisions in 2010–2011, by nationality

Citizenship	Submitted applications		Decisions passed			
			Issue		Extend its validity	
	2010	2011	2010	2011	2010	2011
Algerian	1	1	1	1	–	–
Argentinian	1	–	1	–	–	–
Azerbaijani	–	1	–	1	–	–
Belarusian	1	5	1	3	–	2
Bangladeshi	–	1	–	1	–	–
Stateless persons	5	7	5	5	–	2
Chilean	–	1	–	–	–	–
Egyptian	1	1	1	1	–	–
Philippinese	1	–	1	–	–	–
Indian	1	–	1	–	–	–
Israeli	–	1	–	1	–	–
American	3	2	3	–	–	2
Chinese	1	1	1	1	–	–
Kirgyz	3	3	3	–	–	3
Columbian	–	1	–	1	–	–
Lebanese	–	1	–	1	–	–
Moroccan	–	1	–	1	–	–
Moldovan	2	1	3	1	–	–
Nigerian	2	–	2	–	–	–
Pakistani	3	2	2	2	1	–
South African	3	–	3	–	–	–
Russian	12	12	9	11	3	–
St. Christopher's	–	1	–	1	–	–
Ukrainian	4	5	3	6	–	–
Venezuelan	–	1	–	1	–	–
In total	44	49	40	39	4	9

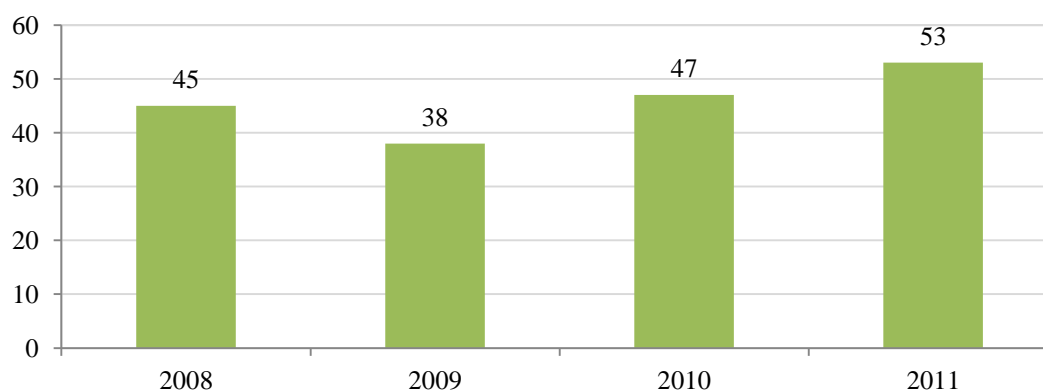
Source. Aliens' Register data.



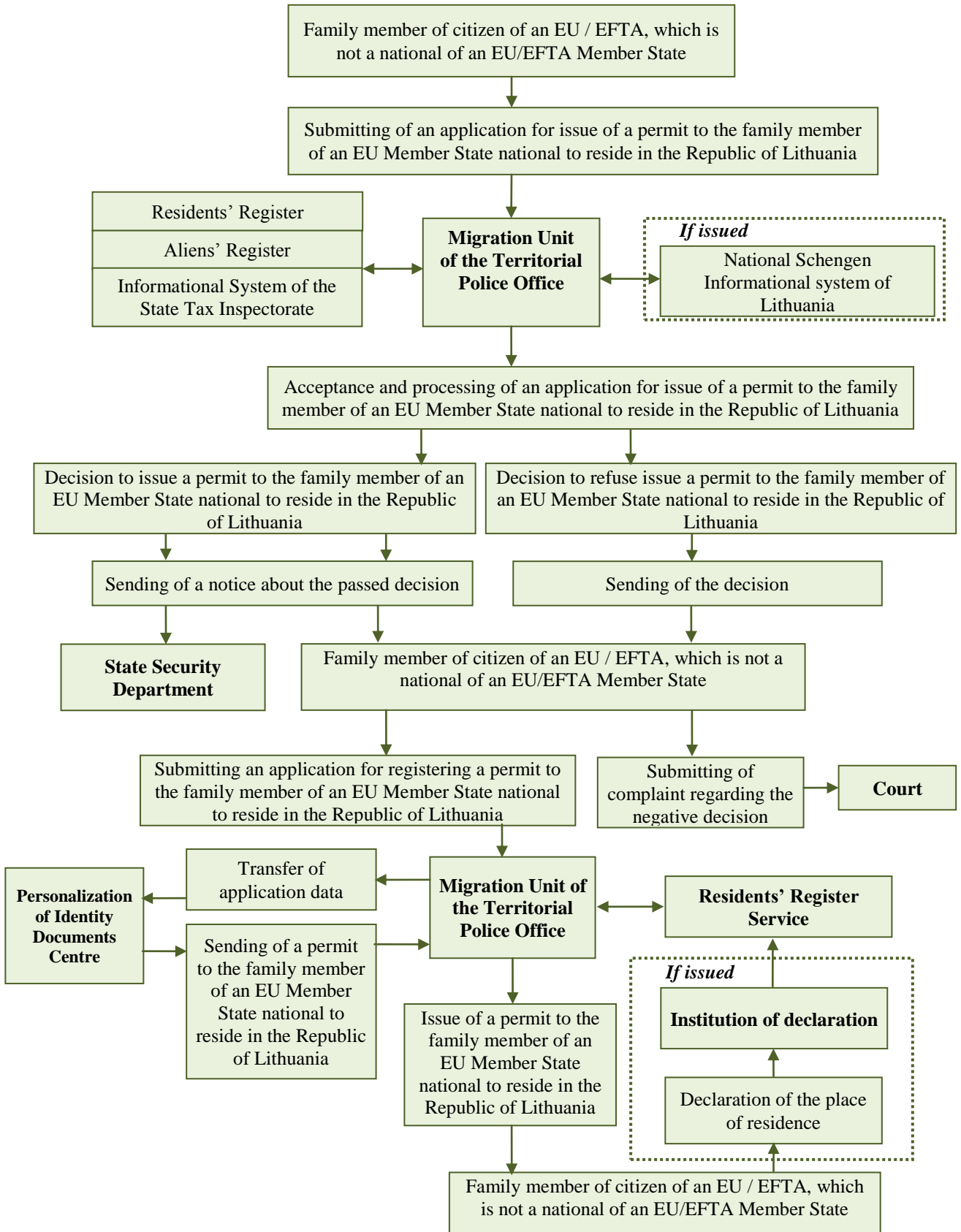
4.2.2. Number of permits issued to the family member of an EU Member State national in 2008–2011, by nationality

Citizenship	Issued permits			
	2008	2009	2010	2011
Albanian	1	1	–	1
Algerian	–	1	1	1
Argentinian	1	–	1	–
Azerbaijani	–	–	–	1
Belarusian	4	5	1	5
Bangladeshi	–	–	–	1
Stateless persons	17	7	6	10
Bosnian and Herzegovian	–	1	–	–
Egyptian	–	–	1	1
Philippine	–	–	1	–
Georgian	1	–	–	–
Indian	1	1	1	–
Iranian	–	2	–	1
Israeli	1	1	–	–
American	–	2	4	2
Canadian	2	–	–	–
Kenyan	1	–	–	–
Chinese	–	1	1	1
Kyrgyz	–	–	3	3
Columbian	–	–	–	1
Congolese	1	–	–	–
Lebanese	–	–	–	1
Moroccan	1	–	–	1
Moldovan	–	–	2	1
Nigerian	–	2	2	–
Pakistani	–	2	3	1
South African	–	–	4	1
Russian	10	7	13	11
St. Christopher's	–	–	–	1
Turkish	–	–	1	–
Ukrainian	4	4	2	7
Uzbek	–	1	–	–
Venezuelan	–	–	–	1
In total	45	38	47	53

Source. Residents' Register data.



**4.2.3. Issue or extension of the permit to the family member of the EU Member State national.
Flow Chart**



4.3. Issue of Certificate confirming the right of an EU / EFTA Member State national to permanently reside in the Republic of Lithuania

National of European Union Member State acquires the right to permanently reside in the Republic of Lithuania, after legally residing in the Republic of Lithuania for the last 5 years or his right to citizenship of the Republic of Lithuania is preserved under the procedure defined in the Law on Citizenship, or he is a person of Lithuanian descent, or accompanies to the Republic of Lithuania a citizen of the Republic of Lithuania as his/her family member.

To confirm the right of the national of European Union Member State to permanently reside in the Republic of Lithuania, (s)he is issued with a certificate done in accordance with the form defined by the Ministry of the Interior (therein – the permanent Certificate). This Certificate confirms the acquired right of an EU Member State national to reside permanently in the Republic of Lithuania.

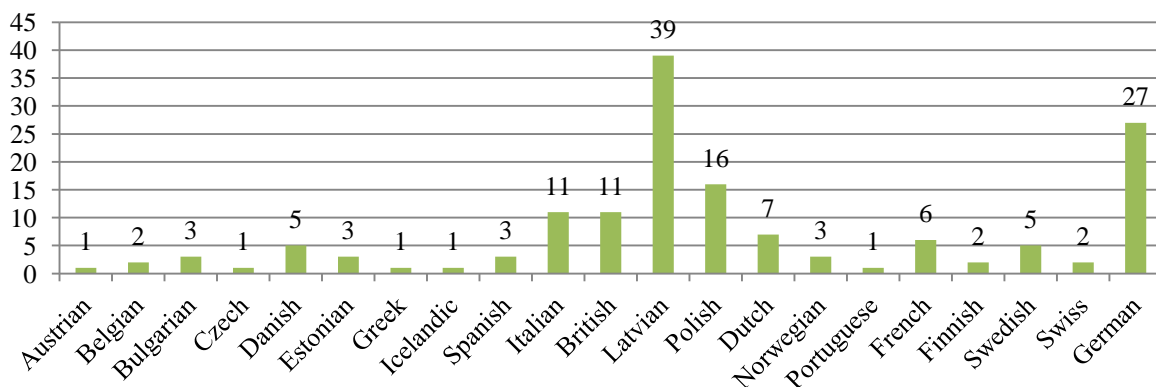
Source. Article 104 (1,4) of the Law of the Republic of Lithuania on the Legal Status of Aliens of 29 April, 2004.

4.3.1. Applications to issue the permanent Certificate, number of taken decisions and issued certificates in 2011, by nationality

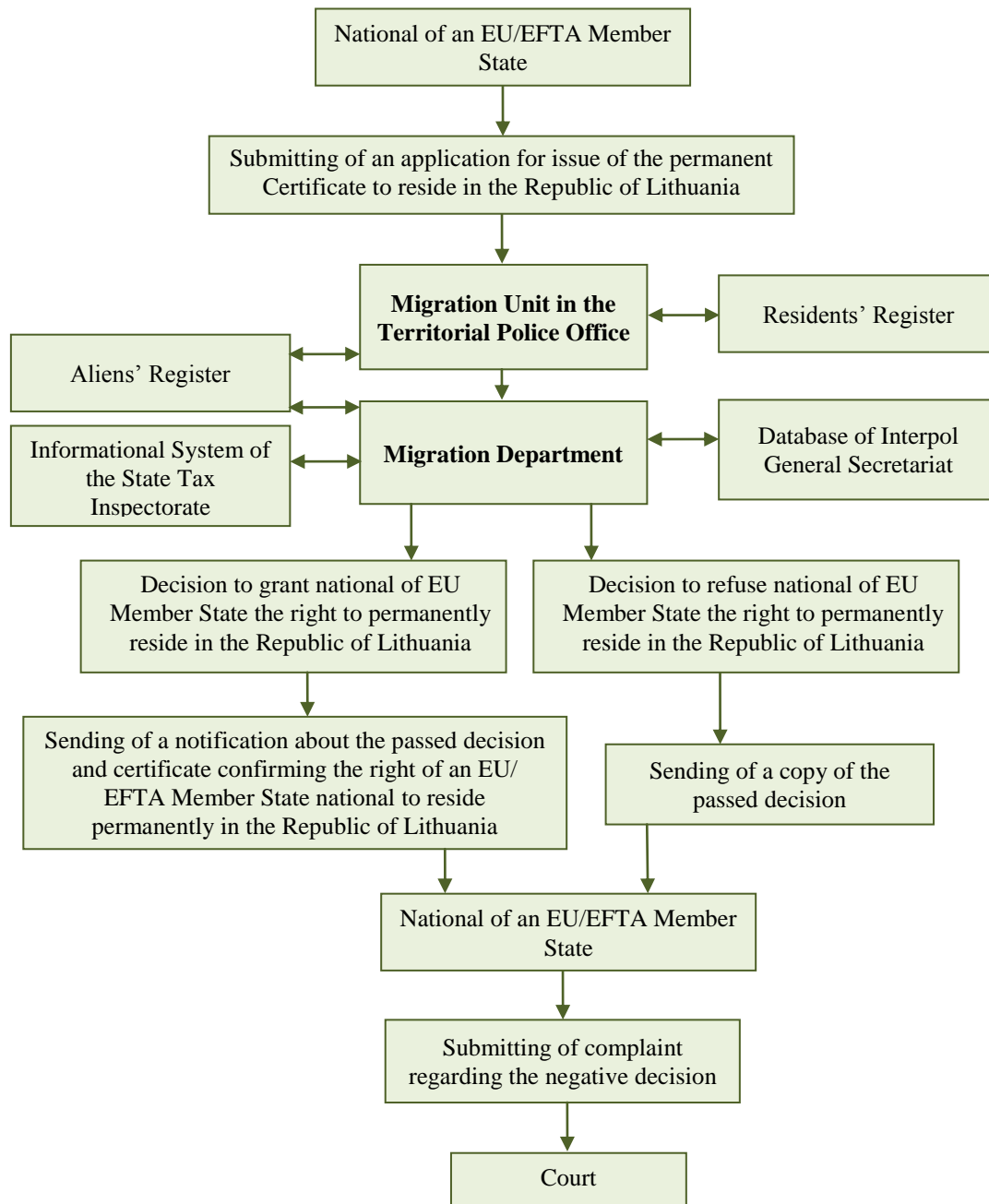
Citizenship	Submitted applications	Decisions passed			Issued certificates
		To issue	Refuse to issue	Cease to process an application	
Austrian	1	1			1
Belgian	2	2			2
Bulgarian	3	3			3
Czech	1	1			1
Danish	4	5			5
Estonian	4	3			3
Greek	1	1			1
Icelandic	1	1			1
Spanish	11	3			3
Italian	12	11		1	11
British	10	10			11
Latvian	44	38	1	1	39
Polish	17	16			16
Dutch	6	7			7
Norwegian	3	3			3
Portuguese	1	1			1
French	6	6			6
Finnish	1	2			2
Swedish	5	5			5
Swiss	2	2			2
German	27	27			27
In total	162	148	1	2	150

Source. Aliens' Register data.

Certificates issued in 2011



4.3.2. Issue of the permanent Certificate to EU/EFTA Member State national. Flow Chart





5

VISAS

5.1. Issue of visas

5.1.1. Number of decisions regarding applications of aliens to issue a visa in 2011, by place of submission

5.1.2. Number of visas issued to aliens from 2007 to 2011, by type

5.1.3. Issue of a visa to an Alien. Flow Chart

5.2. Extension of period of stay in the Republic of Lithuania to aliens in possession of Schengen visa

5.2.1. Number of decisions on extension of the period of stay in the Republic of Lithuania to aliens in possession of Schengen visa from 2007 to 2011, by decision-taking institution

5.2.2. Extension of the period of stay in the Republic of Lithuania in possession of Schengen visa. Flow Chart

5.3. Consultation on issue of a visa

5.3.1. Consultation on issue of a visa of visa services of the Republic of Lithuania. Flow chart

5.3.2. Number of consultations of Schengen states' central authorities with the Republic of Lithuania on issue of visas in 2011

5.3.3. Consultations of Schengen states' central authorities with the Republic of Lithuania on issue of visas. Flow chart

5.3.4. Number of consultations of Schengen states' visa authorities representing the Republic of Lithuania with the Republic of Lithuania on issue of visas in 2011

5.3.5. List of visa authorities of other Schengen states representing the Republic of Lithuania

5.3.6. Consultations of Schengen states' visa authorities representing the Republic of Lithuania with the Republic of Lithuania on issue of visas. Flow Chart

5.3.7. Number of consultations on issue of visas in 2011, by sender of application for consultation and submitted recommendations

5.4. Visa-free travel

5.4.1. List of the countries whose citizens do not need visas to enter the Republic of Lithuania

5.4.2. List of countries whose citizens holding diplomatic or service passports may enter the Republic of Lithuania without visas

5.4.3. List of countries to which Lithuanian citizens are exempted from visa requirements

5.4.4. List of the countries which may be entered by the citizens of the Republic of Lithuania holding diplomatic or service passports without visas

5. VISAS

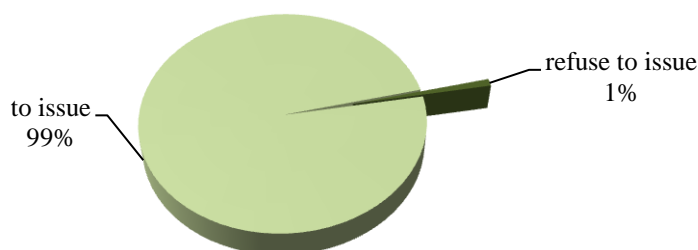
5.1. Issue of visas

5.1.1. Number of decisions regarding applications of aliens to issue a visa in 2011, by place of submission.

Place of submission of application	Decisions passed	
	Issue visa	Refuse to issue
Diplomatic missions and consular posts of the Republic of Lithuania	343 966	3 603
Border control posts	1 914	3
Migration Units of Territorial Police Offices	391*	6
Migration Department	264	–
Consular Department of the Ministry of Foreign Affairs	1	–
In total	346 536	3 612

*Recorded visas.

Source. Aliens' Register data.

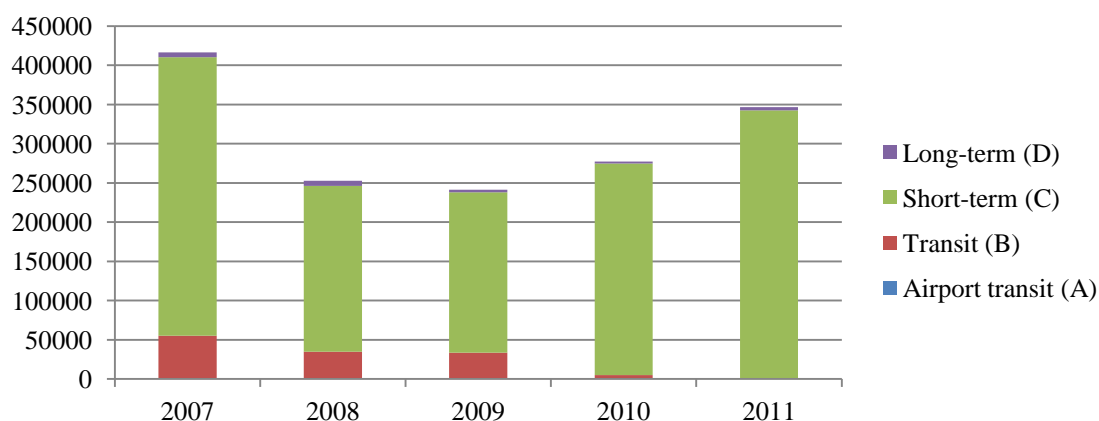


5.1.2. Number of visas issued to aliens from 2007 to 2011, by type

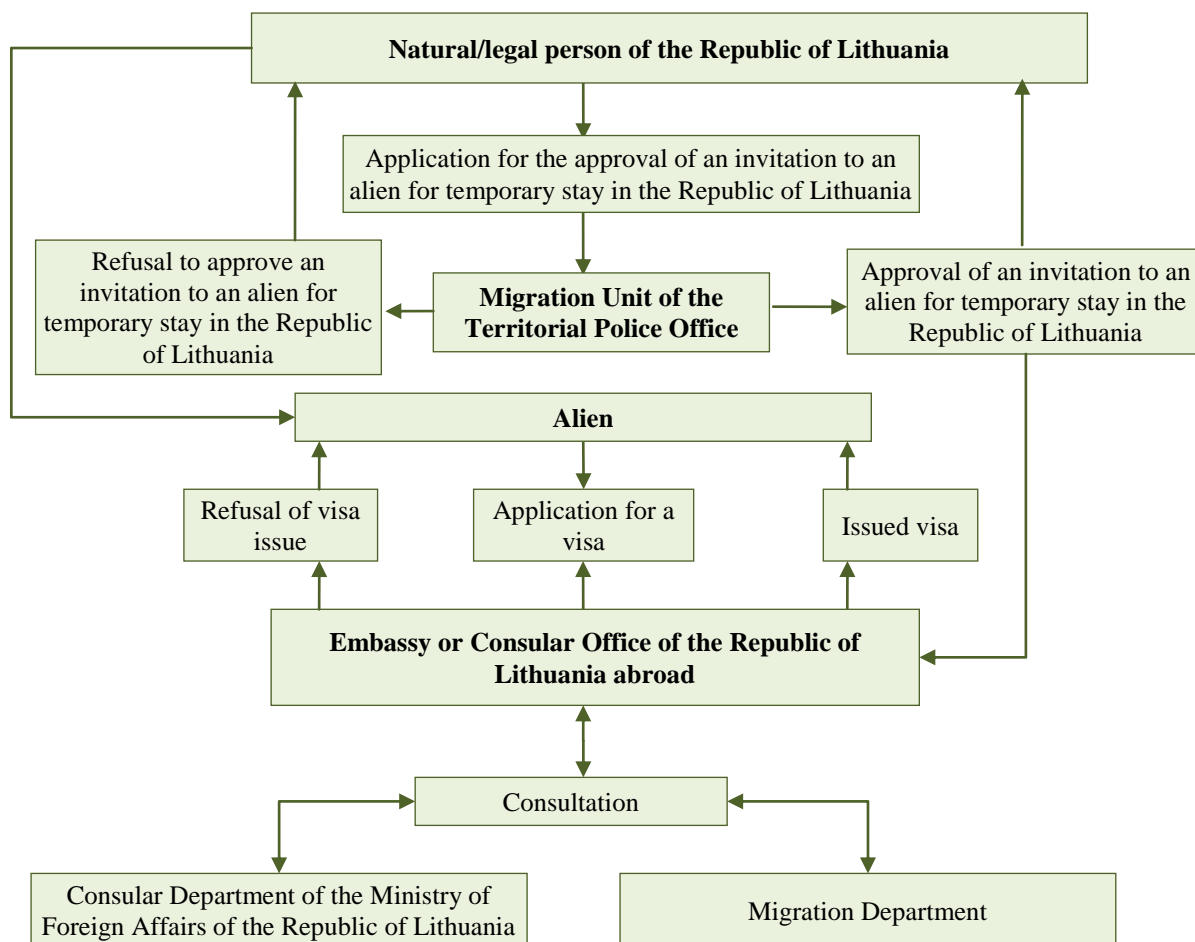
Type of visa	2007	2008	2009	2010	2011
Airport transit (A)	–	–	1	–	–
Transit (B)	55 210	34 659	33 468	5 185*	–
Short stay (C)	355 174	211 379	204 685	269 606	342 543
Long stay (D)	6 207	6 649	3 327	2 520	3 993
In total	416 591	252 687	241 481	277 311	346 536

*Transit visas were issued until 5 April, 2010 (until Visa Code entered into force).

Source. Aliens' Register data.



5.1.3. Issue of a visa to an Alien. Flow Chart



5.2. Extension of period of stay in the Republic of Lithuania to aliens in possession of Schengen visa

According to Article 33 (1,2) of Visa Code, period of validity of issued visa and/or period of stay is extended:

1) if a visa holder submits the evidence of *force majeure* or humanitarian reasons, which prevent him/her from departing the territory of Schengen states before the date of visa expiration or permitted period of stay indicated in visa;

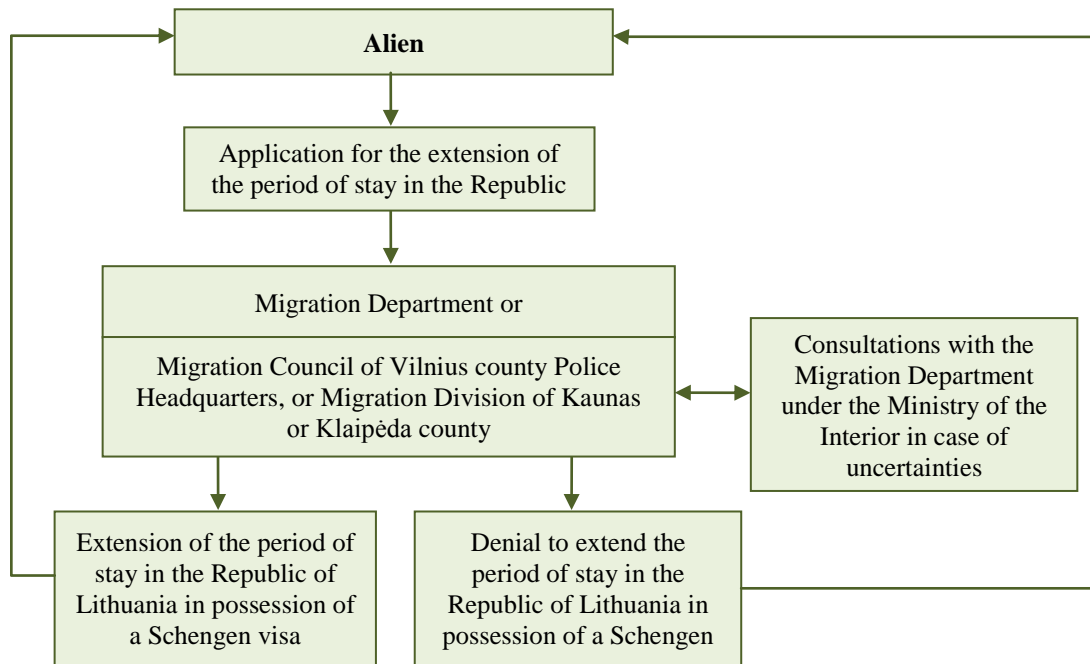
2) if a visa holder submits the evidence of important personal reasons, justifying the extension of visa validity period or stay period.

5.2.1. Number of decisions on extension of the period of stay in the Republic of Lithuania to aliens in possession of Schengen visa from 2007 to 2011, by decision-taking institution

Decisions passed	2007		2008		2009		2010		2011	
	issue	refuse to issue	issue	refuse to issue	Issue	refuse to issue	issue	refuse to issue	issue	refuse to issue
Migration Units of Territorial Police Offices	662	1	335	1	309	–	391	–	378	–
The Migration Department	10	–	7	–	12	–	21	–	30	–
In total	672	1	342	1	321	–	412	–	408	–

Source. Aliens' Register data.

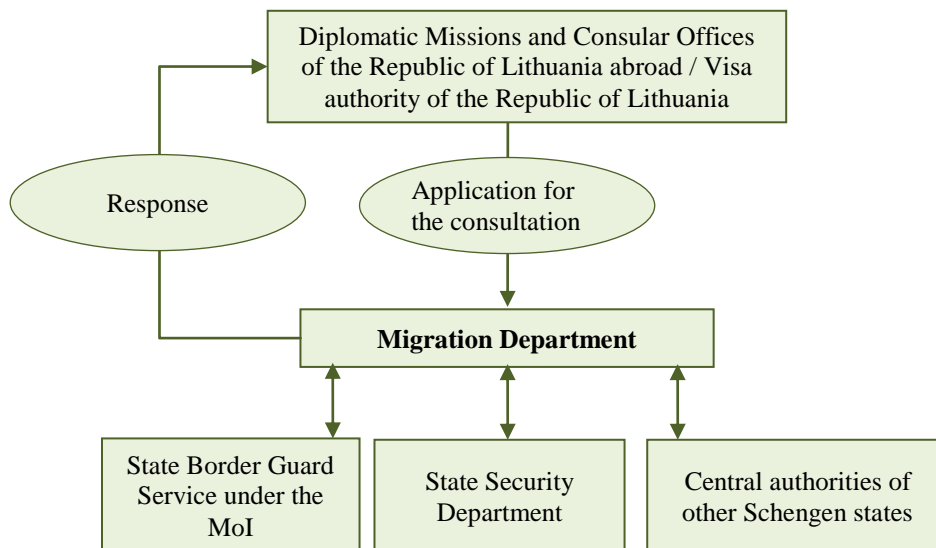
5.2.2. Extension of the period of stay in the Republic of Lithuania in possession of Schengen visa. Flow Chart



5.3. Consultation on issue of a visa

Visa authorities consult with the state central authority – the Migration department – on issue of Schengen visas via electronic inquiries pursuant to provisions of the Visa Code. Visa authorities may also consult when an application to issue a national visa is submitted.

5.3.1. Consultation on issue of a visa of visa services of the Republic of Lithuania. Flow chart

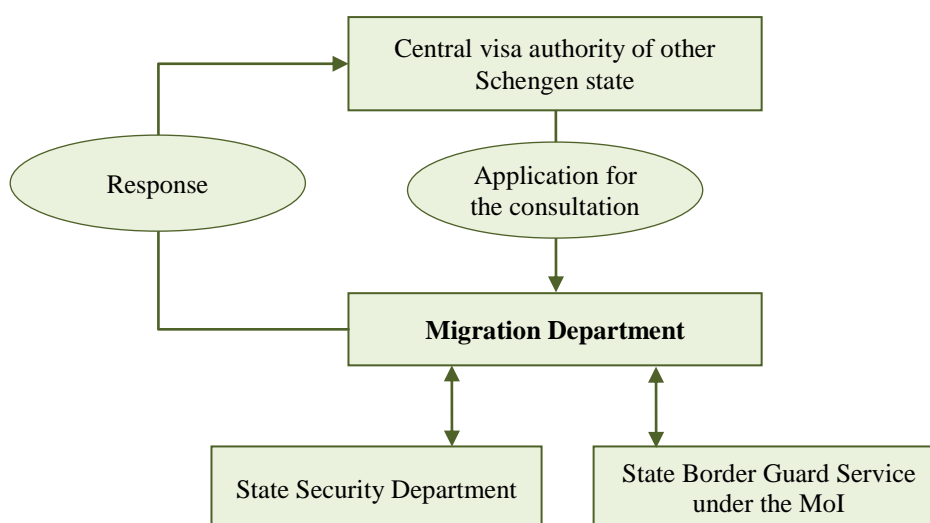


5.3.2. Number of consultations of Schengen states' central authorities with the Republic of Lithuania on issue of visas in 2011

Schengen state	Number of consultations
Austria	4
Belgium	111
The Czech Republic	58
Denmark	-
Estonia	10
Greece	31
Iceland	-
Spain	97
Italy	43
Latvia	83
Poland	208
Luxembourg	3
Malta	-
Norway	34
The Netherlands	6
Portugal	2
France	113
Slovakia	-
Slovenia	-
Finland	9
Hungary	55
Germany	439
Sweden	6
Switzerland	85
In total	1 397

Source. Aliens' Register data.

5.3.3. Consultations of Schengen states' central authorities with the Republic of Lithuania on issue of visas. Flow chart



5.3.4. Number of consultations of Schengen states' visa authorities representing the Republic of Lithuania with the Republic of Lithuania on issue of visas in 2011

	Hungary	Latvia	In total
Total number of consultations:	230	275	505
- recommendation to issue a visa	194	265	459
- recommendation to refuse to issue a visa	36	10	46

Source. Aliens' Register data.

5.3.5. List of visa authorities of other Schengen states representing the Republic of Lithuania (data as of 31 December, 2011)

Austrian visa authority, located in:

- Philippines, Manila;
- Columbia, Bogota;
- Lebanon, Beirut;
- Syria, Damascus.

Belgian visa authority, located in:

- Burundi, Bujumbura;
- Congo Democratic Republic, Kinshasa;
- Nigeria, Abuja;
- Rwanda, Kigali.

Danish visa authority, located in Vietnam, Hanoi.

Latvian visa authority, located in Uzbekistan, Tashkent.

French visa authority, located in:

- Benin, Cotonou;
- Botswana, Gaborone;
- Brunei, Bandar Seri Begawan;
- Burkina Faso, Ouagadougou;
- Cameroon, Yaoundé;
- Central African Republic, Bangui;
- Chad, N'Djamena;
- Congo, Brazzaville;
- Djibouti, Djibouti;
- Fiji, Suva;
- Gabone, Libreville;
- Ivory Coast, Abidjan;
- Mali, Bamako;
- Mauritania, Nouakchott;
- Niger, Niamey;
- Nigeria, Lagos;
- Papua New Guinea, Port Moresby;
- Saint Lucia, Castries;
- Seychelles, Victoria;
- Togo, Lomé;
- Trinidad and Tobago, Port of Spain;
- Vanuatu, Port Vila.

Slovenian visa authority, located in Montenegro, Podgorica.

Hungarian visa authority, located in:

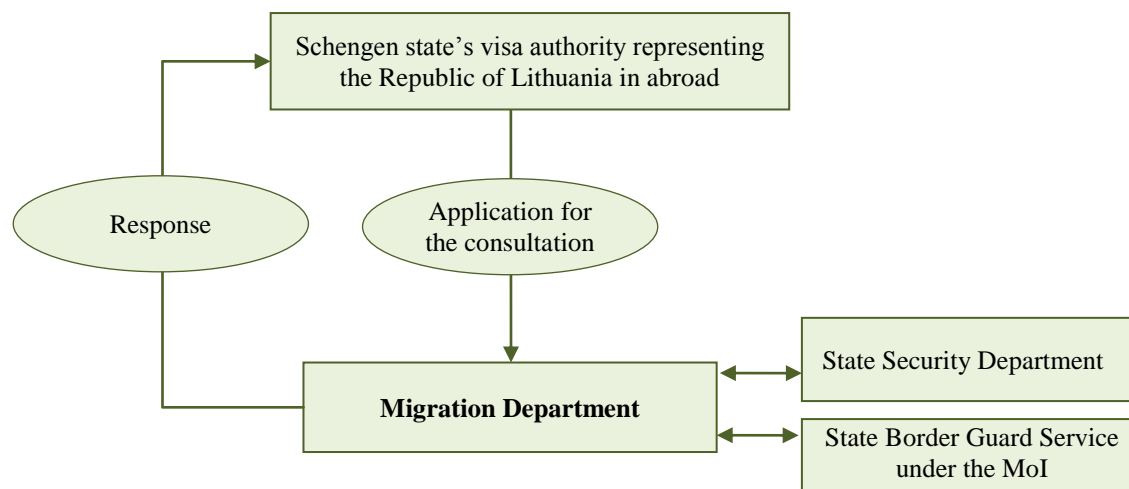
- Bosnia and Herzegovina, Sarajevo;
- Indonesia, Jakarta;
- Iran, Teheran;
- Cuba, Havana;
- Macedonia, Skopje;
- Pakistan, Islamabad;
- South African Republic, Pretoria;
- Saudi Arabia, Riyadh;
- Serbia, Belgrade;
- Taiwan, Taipei.

German visa authority, located in:

- Algeria, Algiers;
- Jordan, Amman;
- Morocco, Rabat;
- Peru, Lima;
- Thailand, Bangkok;
- Tunisia, Tunis.

Source. Consular Department of the Ministry of Foreign Affairs data.

5.3.6. Consultations of Schengen states' visa authorities representing the Republic of Lithuania with the Republic of Lithuania on issue of visas. Flow Chart



5.3.7. Number of consultations on issue of visas in 2011, by sender of application for consultation and submitted recommendations

The sender of an application for the consultation	Total number of consultations		
	In total	recommended to issue a visa	Not recommended to issue a visa
Visa authority of the Republic of Lithuania	161 213	160 315	898
Visa authority of another Schengen state	1 397	1 397	-
Visa authority of Schengen state representing the Republic of Lithuania	505	459	46
In total	163 115	162 171	944

Source. Aliens' Register data.

5.4. Visa-free travel

5.4.1. List of the countries whose citizens do not need visas to enter the Republic of Lithuania

(data as of 31 December, 2011)

- | | | |
|-----------------------------|----------------------------------|---------------------------|
| 1. Ireland | 26. Italy | 48. The Netherlands |
| 2. Albania* | 27. Israel | 49. Norway |
| 3. Andorra | 28. Japan | 50. Panama |
| 4. Antigua and Barbuda | 29. United States of America | 51. Paraguay |
| 5. Argentina | 30. Montenegro* | 52. South Korea |
| 6. Australia | 31. Canada | 53. Portugal |
| 7. Austria | 32. Hong Kong Special | 54. France |
| 8. Bahamas | Administrative Region of the | 55. Romania |
| 9. Barbados | People's Republic of China ** | 56. Salvador |
| 10. Belgium | 33. Macau Special Administrative | 57. San Marino |
| 11. Bosnia and Herzegovina* | Region of the People's Republic | 58. Seychelles |
| 12. Brazil | of China *** | 59. Saint Kitts and Nevis |
| 13. Brunei | 34. Cyprus | 60. Serbia **** |
| 14. Bulgaria | 35. Costa Rica | 61. Singapore |
| 15. Former Yugoslavian | 36. Croatia | 62. Slovakia |
| Republic of Macedonia* | 37. Latvia | 63. Slovenia |
| 16. The Czech Republic | 38. Poland | 64. Finland |
| 17. Chile | 39. Liechtenstein | 65. Sweden |
| 18. Denmark | 40. Luxembourg | 66. Switzerland |
| 19. United Kingdom | 41. Malaysia | 67. Taiwan***** |
| 20. Estonia | 42. Malta | 68. Uruguay |
| 21. Greece | 43. Mauritius | 69. Vatican |
| 22. Guatemala | 44. Mexico | 70. Venezuela |
| 23. Honduras | 45. Monaco | 71. Hungary |
| 24. Iceland | 46. New Zealand | 72. Germany |
| 25. Spain | 47. Nicaragua | |

* Only valid for holders of biometric passports.

** Only valid for holders of Hong Kong Special Administrative Region passports.

*** Only valid for holders of Macao Special Administrative Region passports.

**** Only valid for holders of biometric passports, excluding holders of Serbian passports issued by the Serbian Coordination Directorate (in Serbian Koordinaciona Uprava).

***** Only valid for holders of Taiwan passports in which the number of person identity card is indicated.

Source. Council Regulation (EC) No 539/2001 of 15 March 2001 listing the third countries whose nationals must be in possession of visas when crossing the external borders and those whose nationals are exempt from that requirement.

5.4.2. List of countries whose citizens holding diplomatic or service passports may enter the Republic of Lithuania without visas

(data as of 31 December, 2011)

1. Albania (only holders of diplomatic passports)
2. Armenia (only holders of diplomatic passports)
3. Bosnia and Herzegovina (only holders of diplomatic passports)
4. Philippines*
5. Georgia (only holders of diplomatic passports)
6. China
7. Morocco (only holders of diplomatic passports)
8. Moldova (only holders of diplomatic passports)
9. Russia (only holders of diplomatic passports)
10. Turkey (also persons holding special passports)
11. Ukraine

*Can arrive for the period no longer than 21 days.

Source. Consular Department of the Ministry of Foreign Affairs data.

5.4.3. List of countries to which Lithuanian citizens are exempted from visa requirements

(data as of 31 December, 2011)

- | | | |
|----------------------------------|------------------------------|---------------------------|
| 1. Ireland | 36. USA (with reservations) | 66. Panama |
| 2. Albania | 37. Montenegro | 67. Paraguay |
| 3. Andorra | 38. Canada (with | 68. Peru* |
| 4. Antigua and Barbuda* | reservations) | 69. South Korea |
| 5. Argentina | 39. Hong Kong Special | 70. Portugal |
| 6. Australia (with reservations) | Administrative Region of | 71. France |
| 7. Austria | the People's Republic of | 72. Romania |
| 8. Bahamas* | China | 73. Salvador |
| 9. Barbados* | 40. Macau Special | 74. San Marino |
| 10. Belgium | Administrative Region of | 75. Seychelles* |
| 11. Belize* | the People's Republic of | 76. Saint Kitts and |
| 12. Bolivia* | China | Nevis* |
| 13. Bosnia and Herzegovina | 41. Cyprus | 77. Saint Lucia* |
| 14. Brazil | 42. Kiribati* | 78. Saint Vincent and the |
| 15. Brunei (with reservations) | 43. Columbia* | Grenadines* |
| 16. Bulgaria | 44. Costa Rica | 79. Serbia |
| 17. The Czech Republic | 45. Croatia | 80. Singapore |
| 18. Chile | 46. Cuba (with reservations) | 81. Slovakia |
| 19. Denmark | 47. Latvia | 82. Slovenia |
| 20. United Kingdom and | 48. Poland | 83. Finland |
| dependent territories** | 49. Liechtenstein | 84. Swaziland* |
| 21. Dominican Republic (with | 50. Luxembourg | 85. Sweden |
| reservations)* | 51. Macedonia | 86. Switzerland |
| 22. Ecuador* | 52. Malaysia | 87. Taiwan (with |
| 23. Estonia | 53. Malta | reservations) |
| 24. Philippines (with | 54. Morocco* | 88. Trinidad and Tobago |
| reservations)* | 55. Marshall islands * | (with reservations)* |
| 25. Greece | 56. Mauritius* | 89. Tonga* |
| 26. Grenada* | 57. Mexico | 90. Tunisia (with |
| 27. Georgia | 58. Micronesia* | reservations)* |
| 28. Guatemala | 59. Moldova | 91. Turkey (with |
| 29. Haiti* | 60. Monaco | reservations)* |
| 30. Honduras | 61. New Zealand (with | 92. Ukraine |
| 31. Iceland | reservations) | 93. Uruguay |
| 32. Spain | 62. Nicaragua | 94. Vanuatu* |
| 33. Italy | 63. The Netherlands | 95. Vatican |
| 34. Israel (with reservations) | 64. Norway | 96. Venezuela (with |
| 35. Japan | 65. Palau* | reservations) |
| | | 97. Hungary |
| | | 98. Germany |

* Before travelling, one is advised to consult information on (waiving of) the requirement to hold a visa to enter a specific foreign state.

** Visa is also not required for citizens of the Republic of Lithuania travelling to the following overseas territories of the United Kingdom: Anguilla; Bermuda; British Antarctic Territory; British Virgin Islands; Cayman Islands, Gibraltar; Montserrat, Turks and Caicos Islands.

Source. Consular Department of the Ministry of Foreign Affairs, foreign states Government institutions data.

5.4.4. List of the countries which may be entered by the citizens of the Republic of Lithuania holding diplomatic or service passports without visas

(data as of 31 December, 2011)

1. Armenia (only holders of diplomatic passports)
2. China
3. Russia (only holders of diplomatic passports)
4. Saint Lucia (only holders of diplomatic passports)

Source. Consular Department of the Ministry of Foreign Affairs data.



6

FACILITATED TRANSIT FOR THE CITIZENS OF THE RUSSIAN FEDERATION

6.1. Decisions regarding issuance of Facilitated Transit / Facilitated Railway Transit documents to the citizens of the Russian Federation

6.2. Issue of Facilitated Travel Document (FTD) to the citizens of the Russian Federation. Flow chart

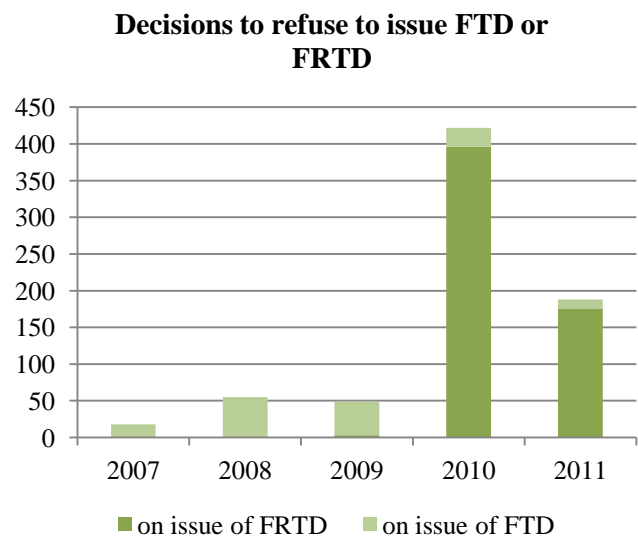
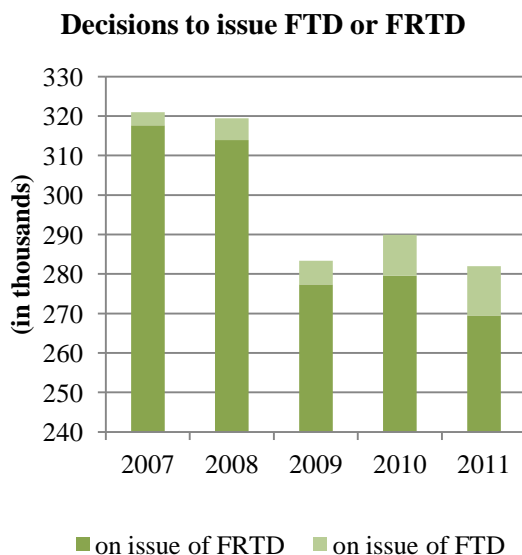
6.3. Issue of Facilitated Railway Transit Documents (FRTD) to the Citizens of the Russian Federation. Flow Chart

6. FACILITATED TRANSIT FOR THE CITIZENS OF THE RUSSIAN FEDERATION

6.1. Decisions regarding issuance of Facilitated Transit document (FTD) or Facilitated Railway Transit document (FRTD) to the citizens of the Russian Federation

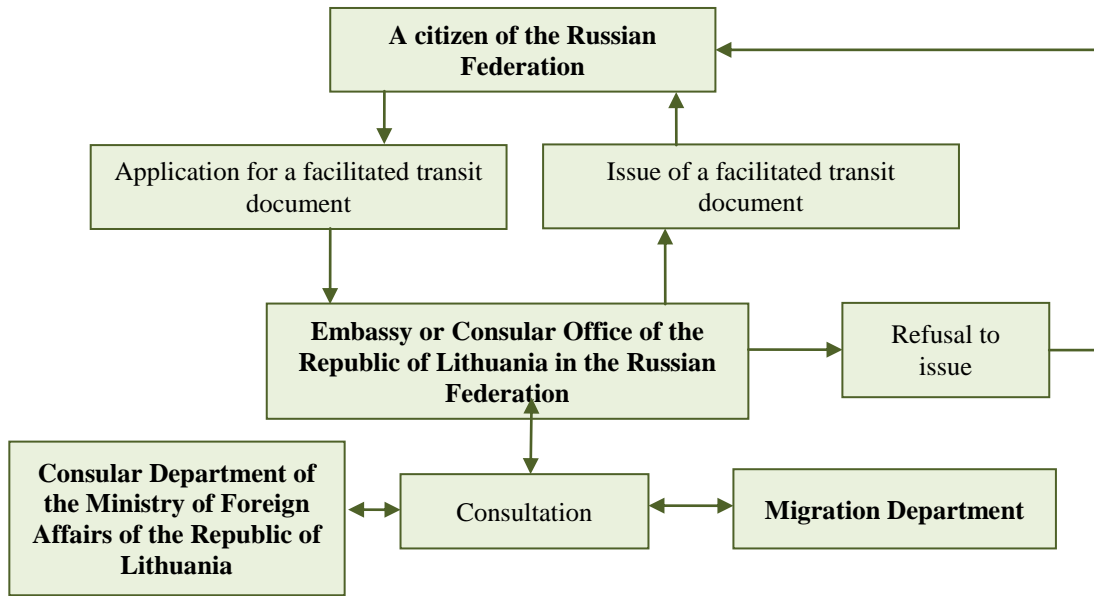
Type of document	2007		2008		2009		2010		2011	
	Issue	Refuse to issue	Issue	Refuse to issue	Issue	Refuse to issue	Issue	Refuse to issue	Issue	Refuse to issue
On issue of FTD	3 371	18	5 455	55	6 042	46	10 432	26	12 489	12
On issue of FRTD	317 616	-	313 957	-	277 321	3	279 511	396	269 476	176
In total	320 987	18	319 412	55	283 363	49	289 943	422	281 965	188

Source. Consular Department of the Ministry of Foreign Affairs data.

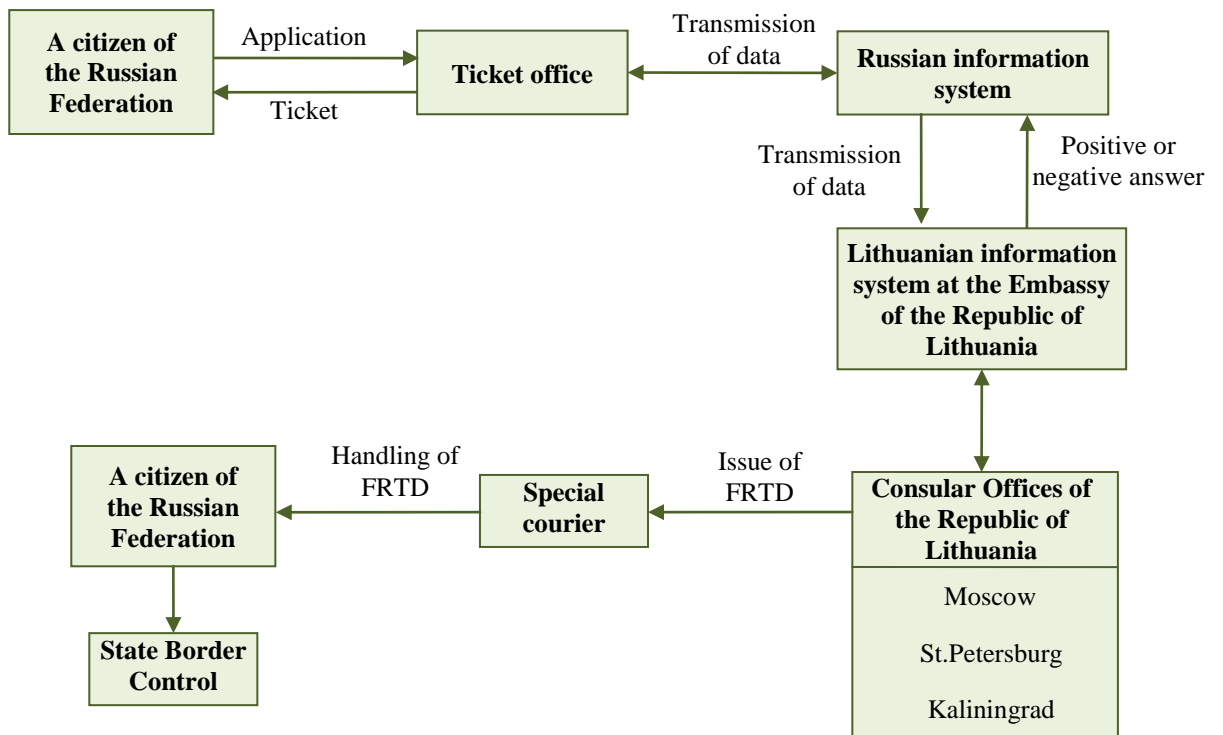


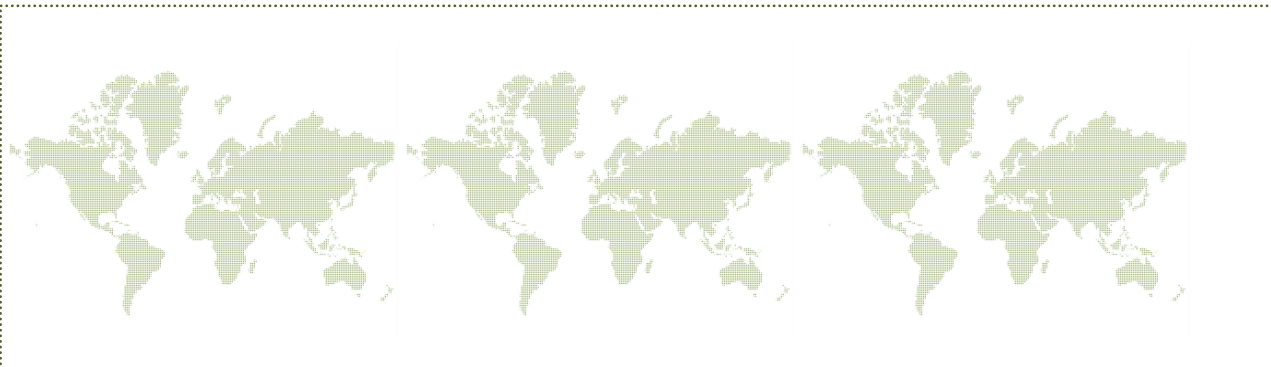
6.2. Issue of Facilitated Travel Document (FTD) to the citizens of the Russian Federation.

Flow chart



6.3. Issue of Facilitated Railway Transit Documents (FRTD) to the Citizens of the Russian Federation. Flow Chart





7

TEMPORARY RESIDENCE PERMITS IN THE REPUBLIC OF LITHUANIA

7.1. Number of applications of aliens for issue/replacement of a temporary residence permit in the Republic of Lithuania in 2011, by nationality

7.2. Number of decisions on issue / replacement of a temporary residence permit in the Republic of Lithuania for aliens in 2011, by grounds for arrival

7.3. Number of issued / replaced temporary residence permits of the Republic of Lithuania to aliens in 2011, by nationality

7.4. Number of temporary residence permits in the Republic of Lithuania issued / replaced to aliens in 2011, by grounds of arrival

7.5. Number of withdrawn temporary residence permits in the Republic of Lithuania in 2010-2011, by the grounds for withdrawal

7.6. Number of withdrawn temporary residence permits in the Republic of Lithuania in 2010-2011, by the nationality

7.7. Issue of a temporary residence permit in the Republic of Lithuania. Flow chart

7.8. Replacement of a temporary residence permit in the Republic of Lithuania for an alien. Flow Chart

7. TEMPORARY RESIDENCE PERMITS IN THE REPUBLIC OF LITHUANIA

A temporary residence permit in the Republic of Lithuania may be issued / replaced to an alien if:

- 1) an alien has retained the right to Lithuanian citizenship in the manner prescribed by the Law on Citizenship;
- 2) an alien is a person of Lithuanian descent;
- 3) it is the case of family reunification;
- 4) an alien intends to take up employment in the Republic of Lithuania;
- 5) an alien intends to engage in lawful activities in the Republic of Lithuania;
- 6) an alien intends to get access to education, to study at an educational establishment, to participate in internship, training, to take part in vocational training;
- 7) an alien has been put under guardianship/curatorship or has been appointed guardian/curator;
- 8) an alien may not be expelled from the Republic of Lithuania or his expulsion has been postponed;
- 9) an alien has been granted subsidiary protection in the Republic of Lithuania;
- 10) an alien has been granted temporary protection in the Republic of Lithuania;
- 11) an alien is unable to leave because he is in dangerous state of health and needs immediate emergency medical aid;
- 12) an alien will be allowed to remain in the Republic of Lithuania as he is or has been a victim of human trafficking and cooperates with the pre-trial investigation body or with the court in the fight against trafficking in human beings or in combating the offences of trafficking in human beings;
- 13) an alien intends to carry out research and/or experimental development works as the researcher under employment contract concluded with the research institution registered in the Republic of Lithuania.

Source. Article 40 (1) of the Law on the Legal Status of Aliens of the Republic of Lithuania.

7.1. Number of applications of aliens for issue/replacement of a temporary residence permit (TPC) in the Republic of Lithuania in 2011, by nationality

Alien's Citizenship	In total	Applications to issue TPC	Applications to replace TPC
European states, including:	9 176	3 839	5 337
- Belarusian	3 571	1 403	2 168
- Georgian	190	87	103
- Russian	2 715	1 038	1 677
- Turkish	196	61	135
- Ukrainian	1 978	1 040	938
North American states, including:	303	113	190
- American	270	97	173
Central and South American states	68	29	39
Australian and Oceania states	20	8	12
Asian states, including:	1 343	595	748
- Indian	188	98	90
- Israeli	212	51	161
- Chinese	248	89	159
- Lebanese	94	29	65
African states	195	91	104
Stateless persons	46	17	29
In total	11 151	4 692	6 459

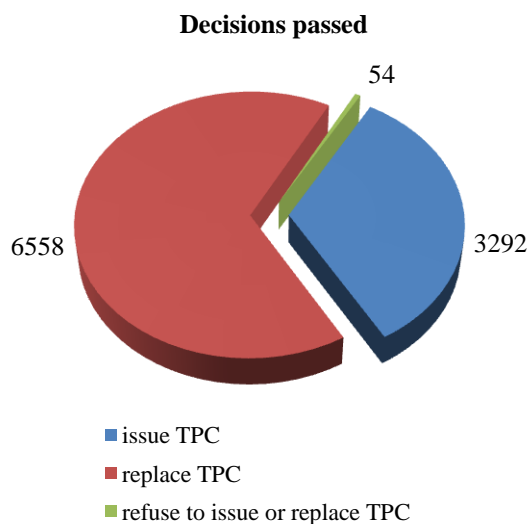
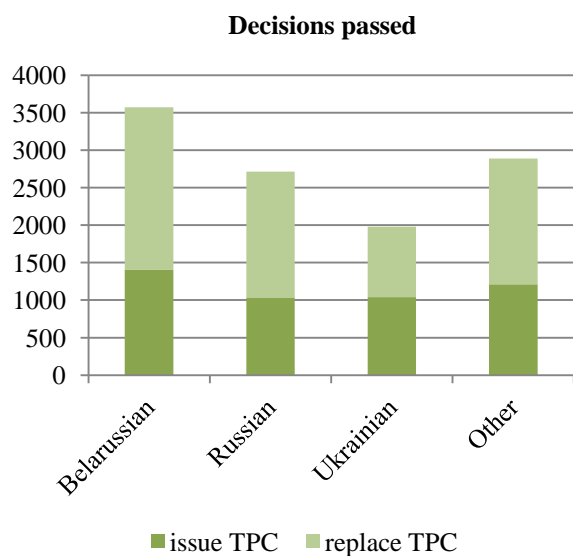
Note. The table does not include aliens that have submitted applications for subsidiary protection in the Republic of Lithuania.

Source. Aliens' Register data.

7.2. Number of decisions on issue / replacement of a temporary residence permit in the Republic of Lithuania for aliens in 2011, by grounds for arrival

Grounds for Arrival	Decisions passed			
	In total	Issue TPC	Replace TPC	Refuse to issue or replace TPC
An alien has retained the right to citizenship of the Republic of Lithuania in the manner prescribed by the Law on Citizenship	33	33	–	–
An alien is a person of Lithuanian descent	45	44	1	–
Parents (adoptive parents) of an alien or one of them live in the Republic of Lithuania and are citizens of the Republic of Lithuania	268	47	221	–
Parents (adoptive parents) of an unaccompanied minor or one of them reside in the Republic of Lithuania, or a spouse of one of the parents taking care of an unaccompanied minor is a citizen of the Republic of Lithuania or has a residence permit of the Republic of Lithuania	521	197	323	1
A child (adoptive child) of an alien lives in the Republic of Lithuania and is a citizen of the Republic of Lithuania	721	119	602	–
Spouse of an alien or a person with whom the registered partnership is concluded and who is a national of the Republic of Lithuania or an alien possessing a residence permit of the Republic of Lithuania	2 886	480	2 387	19
An alien is in possession of a work permit in the Republic of Lithuania	2 176	1 156	1 013	7
An alien intends to engage in lawful activities in the Republic of Lithuania	96	49	47	–
An alien intends to engage in lawful activities in the Republic of Lithuania, the activity of which is not subject to work permission or permission to carry out certain type of activity	1 839	855	957	27
An alien is admitted to study at the higher education institution for full-time consecutive studies	1 113	242	871	–
An alien is admitted to study at the secondary education institution	50	18	32	–
Other	156	52	104	–
In total	9 904	3 292	6 558	54

Source. Aliens' Register data.



7.3. Number of issued / replaced temporary residence permits (TPC) of the Republic of Lithuania to aliens in 2011, by nationality

Citizenship	In total	Issued TPC	Replaced TPC
European states, including:	8 602	2 876	5 726
- Belarusian	3 382	1 016	2 366
- Moldovan	169	43	126
- Russian	2 693	929	1 764
- Turkish	237	70	167
- Ukrainian	1 602	581	1 021
North American states, including:	290	93	197
- American	259	85	174
Central and South American states	66	18	48
Australian and Oceania states	20	6	14
Asian states, including:	1 219	476	743
- Indian	174	90	84
- Israeli	217	37	180
- Chinese	250	92	158
- Lebanese	96	27	69
African states	175	87	88
Stateless persons	49	17	32
In total	10 421	3 573	6 848

Source. Residents' Register data.

7.4. Number of temporary residence permits (TPC) in the Republic of Lithuania issued / replaced to aliens in 2011, by grounds of arrival

Grounds for issue/replacement	In total	Issued TPC	Replaced TPC
an alien has retained the right to Lithuanian citizenship in the manner prescribed by the Law on Citizenship	38	35	3
an alien is a person of Lithuanian descent	47	37	10
an alien arrives to pursue family reunification	4 798	1 207	3 591
an alien intends to take up employment in the Republic of Lithuania	2 191	670	1 521
an alien intends to engage in lawful activities in the Republic of Lithuania	1 861	993	868
an alien intends to get access to education, to study at an educational establishment, to participate in internship, training, to take part in vocational training	1 316	584	732
Other	170	47	123
In total	10 421	3 573	6 848

Source. Residents' Register data.

7.5. Number of withdrawn temporary residence permits in the Republic of Lithuania in 2010-2011, by the grounds for withdrawal

Grounds for withdrawal	Withdrawn TPC	
	2010	2011
It emerges that grounds provided in the Article 35 (1) of the Law on the Legal Status of Aliens of the Republic of Lithuania are applicable	5	23
A marriage has been dissolved	7	11
An alien's work permit in the Republic of Lithuania has been withdrawn	194	143
an employment contract with the alien has been terminated	104	75
It is established that the enterprise, agency or organization whose owner or co-owner the alien is does not perform the declared activities and/or the alien's stay in the Republic of Lithuania is not necessary for the pursuit of the aims and carrying out of the activities of the enterprise, agency or organization	9	15
The alien's lawful activities in the Republic of Lithuania have been terminated or completed	14	16
The alien has been removed from the lists of students or pupils, his internship programme is discontinued or is completed before schedule, he is removed from the lists of participants in in-service or vocational training	95	100
The change of the circumstances due to which the temporary permit was issued	26	53
Temporary residence permit in the Republic of Lithuania has been withdrawn for the alien's family member who lives together with an alien	21	14
Other	12	15
In total	487	465

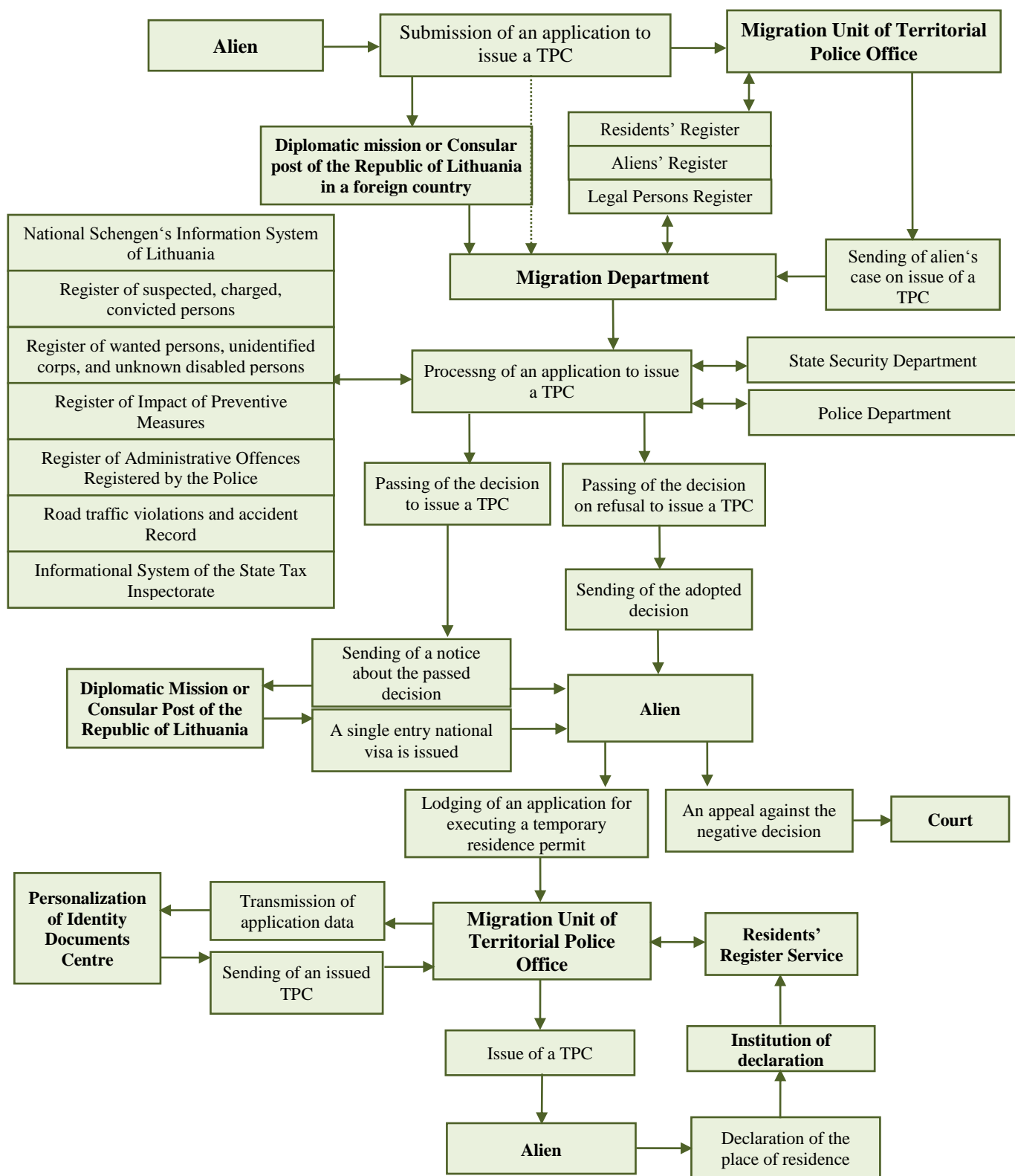
Source. Aliens' Register data.

7.6. Number of withdrawn temporary residence permits in the Republic of Lithuania in 2010-2011, by the nationality

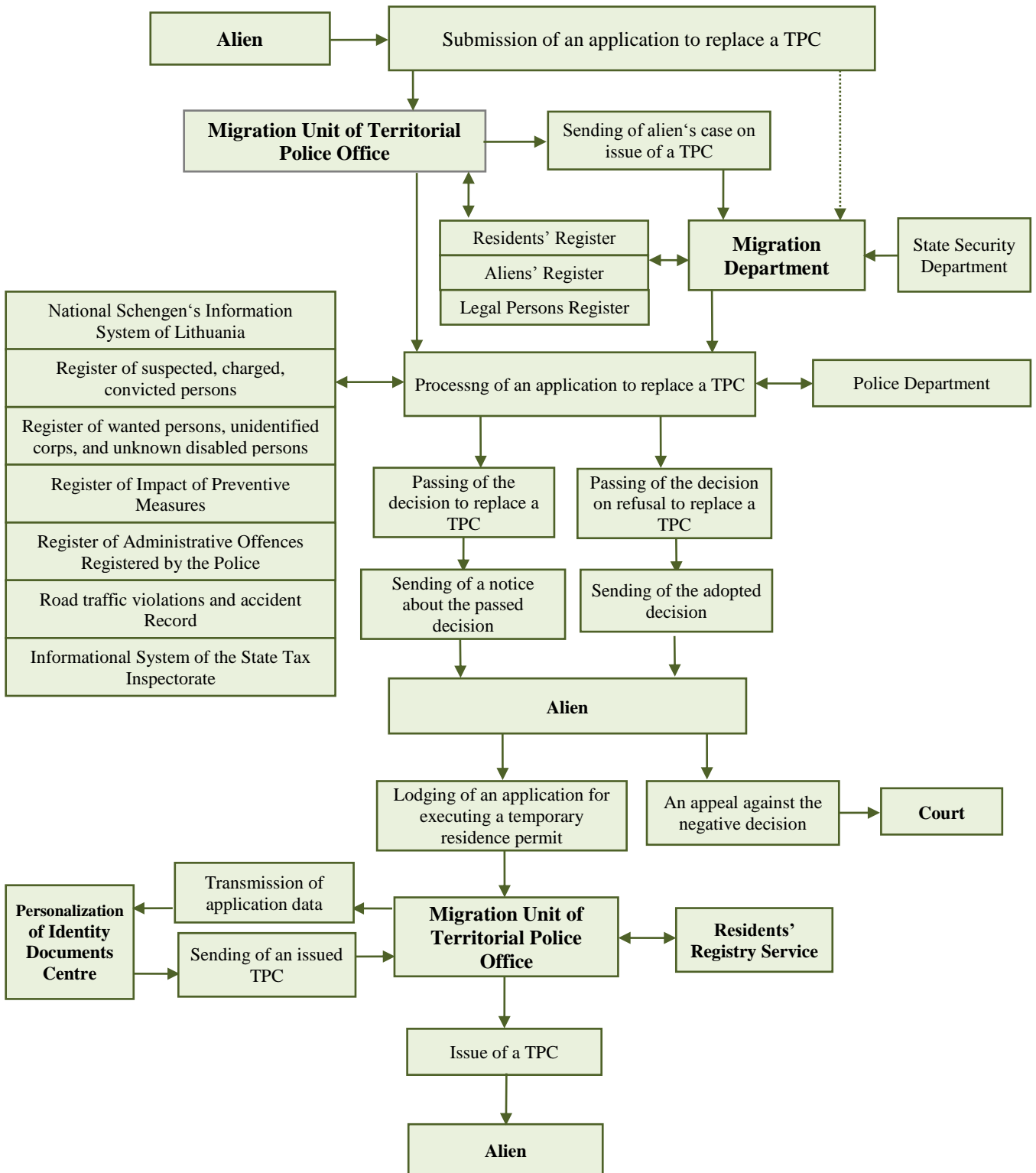
Alien's Citizenship	2010	2011	Alien's Citizenship	2010	2011
Albanian	–	2	Lebanese	8	8
Armenian	8	1	Moroccan	–	1
Azerbaijani	–	1	Mexican	1	–
Belarusian	212	172	Moldovan	15	7
Bangladesh	2	–	Nepali	6	2
Stateless persons	–	1	Nigerian	3	4
Brazilian	–	1	Pakistani	12	5
Egyptian	1	3	South Korean	1	–
Ecuadorian	–	1	Russian	30	44
Philippinese	–	1	Serbian	–	4
Ghanaian	–	1	Sri Lankan	2	9
Georgian	8	10	Tajik	–	1
Indian	20	32	Tailandian	5	8
Iranian	2	1	Tunisian	1	–
Israeli	5	–	Turkish	10	2
USA	6	10	Turkmenian	–	1
Cambodian	–	2	Ukrainian	80	86
Canadian	1	6	Uzbek	2	–
Chinese	45	37	Vietnamese	1	–
Kyrgyz	–	1	In total	487	465

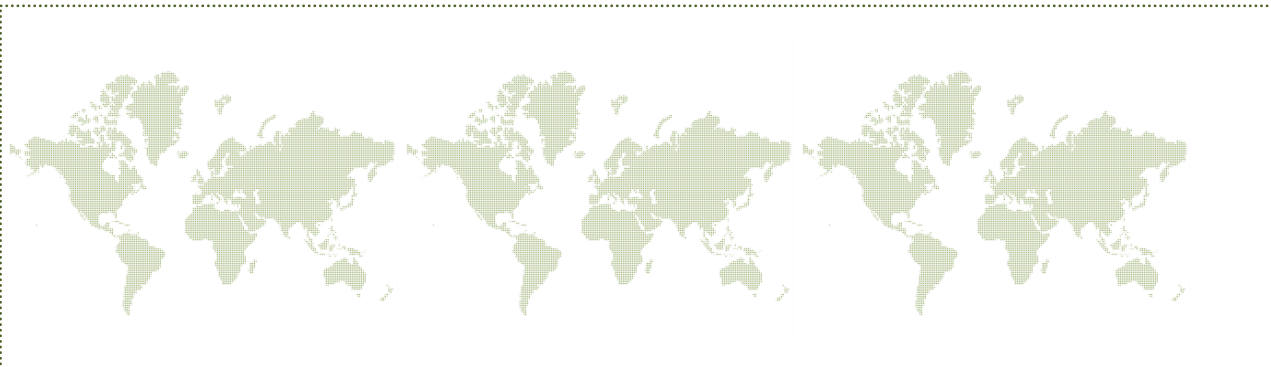
Source. Aliens' Register data.

7.7. Issue of a temporary residence permit in the Republic of Lithuania. Flow chart



**7.8. Replacement of a temporary residence permit in the Republic of Lithuania for an alien.
Flow Chart**





8

PERMITS OF A LONG TERM RESIDENT OF THE REPUBLIC OF LITHUANIA TO RESIDE IN THE EUROPEAN COMMUNITY

8.1. Number of applications of aliens for the issue of a permit of a long term resident of the Republic of Lithuania to reside in the European Community in 2011, by nationality

8.2. Number of decisions to issue or refuse to issue a permit of a long term resident of the Republic of Lithuania to reside in the European Community in 2011, by nationality

8.3. Number of permits of a long term resident of the Republic of Lithuania to reside in the European Community issued to aliens in 2011, by grounds

8.4. Number of issued permits of a long term resident of the Republic of Lithuania to reside in the European Community from 2007 to 2011, by nationality

8.5. Number of replaced permits of a long term resident of the Republic of Lithuania to reside in the European Community from 2007 to 2011, by nationality

8.6. Issue of the permit to an alien of a long term resident of the Republic of Lithuania to reside in the European Community. Flow Chart

8.7. Replacement of the permit of a long term resident of the Republic of Lithuania to reside in the European Community to an alien. Flow Chart

8. PERMITS OF A LONG TERM RESIDENT OF THE REPUBLIC OF LITHUANIA TO RESIDE IN THE EUROPEAN COMMUNITY

8.1. Number of applications of aliens for the issue of a permit of a long term resident (PLTR) of the Republic of Lithuania to reside in the European Community in 2011, by nationality

Citizenship	2011	Citizenship	2011
Albanian	1	Columbian	1
Argentinian	1	Cuban	1
Armenian	30	Lebanese	7
Australian	1	Macedonian	2
Azerbaijani	6	Mexican	1
Belarusian	84	Moldovan	8
Stateless persons	92	Pakistani	8
Brazilian	1	Russian	218
Egyptian	8	Syrian	1
Philippine	1	Somali	1
Georgian	4	Togo	1
Indian	2	Turkish	12
Israeli	13	Turkmenian	1
Japanese	3	Ukrainian	50
USA	11	Uzbek	1
Jordanian	1	Vietnamese	2
Kazakh	10	In total	595
Chinese	11		

Source. Aliens' Register data.

8.2. Number of decisions to issue or refuse to issue a permit of a long term resident (PLTR) of the Republic of Lithuania to reside in the European Community in 2011, by nationality

Citizenship	Issued	Refuse to issue	Citizenship	Issued	Refuse to issue
Albanian	1		Kazakh	10	
Argentinian	1		Chinese	12	
Armenian	30		Lebanese	6	1
Australian	1		Macedonian	1	
Azerbaijani	6		Mexican	2	
Belarusian	70	1	Moldovan	6	1
Stateless persons	81		Pakistani	4	
Brazilian	1		Russian	206	1
Egyptian	8		Syrian	1	
Philippine	1		Somali	1	
Georgian	3		Togolese	1	
Indian	3		Turkish	9	2
Israeli	16		Ukrainian	45	1
Japanese	2		Uzbek	1	
USA	8		Vietnamese	2	
Jordanian	1		In total	540	7

Source. Aliens' Register data.

8.3. Number of permits of a long term resident of the Republic of Lithuania to reside in the European Community issued to aliens in 2011, by grounds

Grounds for issue	Number of decisions
Has retained the right to Lithuanian citizenship in accordance with the procedure set by the Law on Citizenship	17
Is a person of Lithuanian descent	70
Arrived to Lithuania for residence together with a Lithuanian Citizen as a member of his / her family	35
Has lost Lithuanian citizenship but resides in the Republic of Lithuania	19
A child under 18 born in the Republic of Lithuania and his parents or one of them is a citizen of the Republic of Lithuania whose place of residence is declared in the Republic of Lithuania or has a permanent residence permit	46
A child under 18 born not in the Republic of Lithuania and his parents or one of them is a citizen of the Republic of Lithuania whose place of residence is declared in the Republic of Lithuania or has a permanent residence permit	29
Has been living in the Republic of Lithuania for last 5 successive years having a temporary residence permit	274
Ground provided under Article 2 in the Law of the Republic of Lithuania implementing the Law on the Legal Status of Aliens	42
Arrived for residence as a family member with an alien who retained the right to the citizenship of the Republic of Lithuania or is a person of Lithuanian descent and live together	8
In total	540

Source. Aliens' Register data.

8.4. Number of issued permits of a long term resident of the Republic of Lithuania to reside in the European Community from 2007 to 2011, by nationality

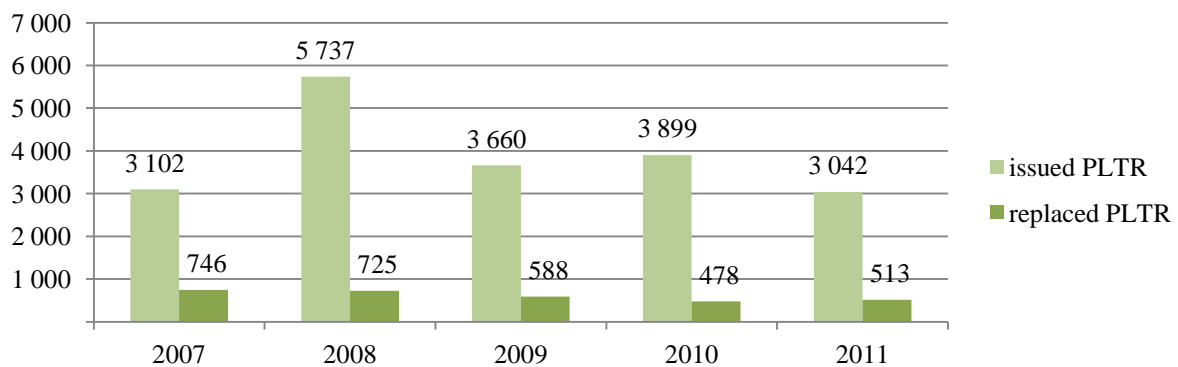
Citizenship	2007	2008	2009	2010	2011
European states, including:	416	466	424	300	368
- Belarusian	57	103	84	65	69
- Russian	244	249	233	175	198
- Ukrainian	57	66	54	47	46
North American states	137	96	18	13	8
Central and South American states	3	3	3	7	5
Australian and Oceania states	6	5	2	-	1
African states	10	4	7	8	10
Asian states	88	74	77	103	54
Stateless persons	85	77	57	47	67
In total	746	725	588	478	513

Source. Residents' Register data.

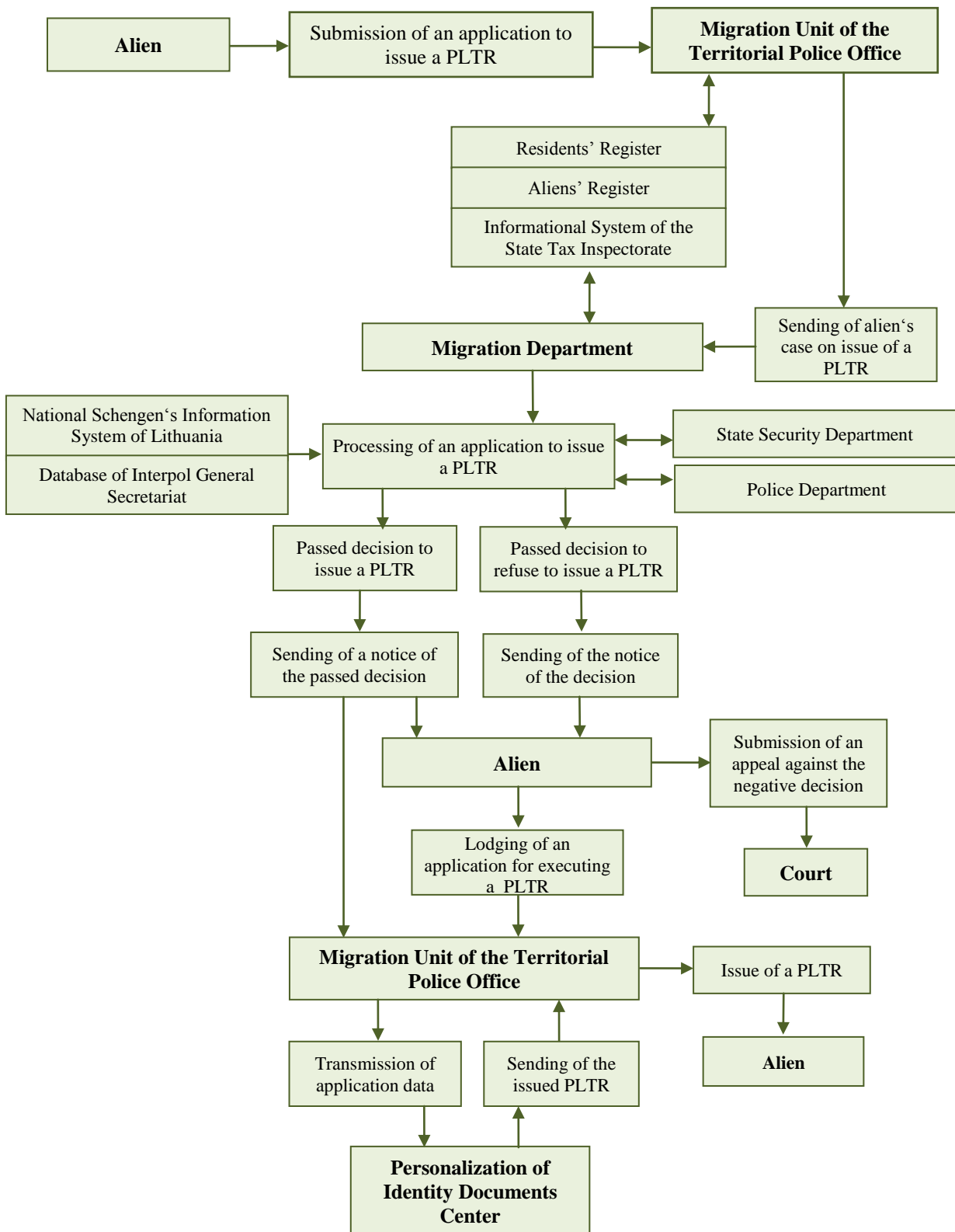
8.5. Number of replaced permits of a long term resident (PLTR) of the Republic of Lithuania to reside in the European Community from 2007 to 2011, by nationality

Citizenship	2007	2008	2009	2010	2011
European states, including:	2 010	4 549	2 363	2 666	2 029
- Belarusian	348	311	318	485	418
- Russian	1 247	3 849	1 847	1 973	1 303
- Ukrainian	358	344	151	195	204
North American states	14	10	4	17	17
Central and South American states	-	-	2	-	6
African states	4	1	1	9	4
Asian states, including:	63	96	106	210	129
- Israeli	13	21	20	25	33
- Kazakh	22	35	43	40	35
- Vietnamese	10	11	9	41	17
Australian and Oceania states	2	-	-	-	-
Stateless persons	1 009	1 081	1 184	993	857
In total	3 102	5 737	3 660	3 899	3 042

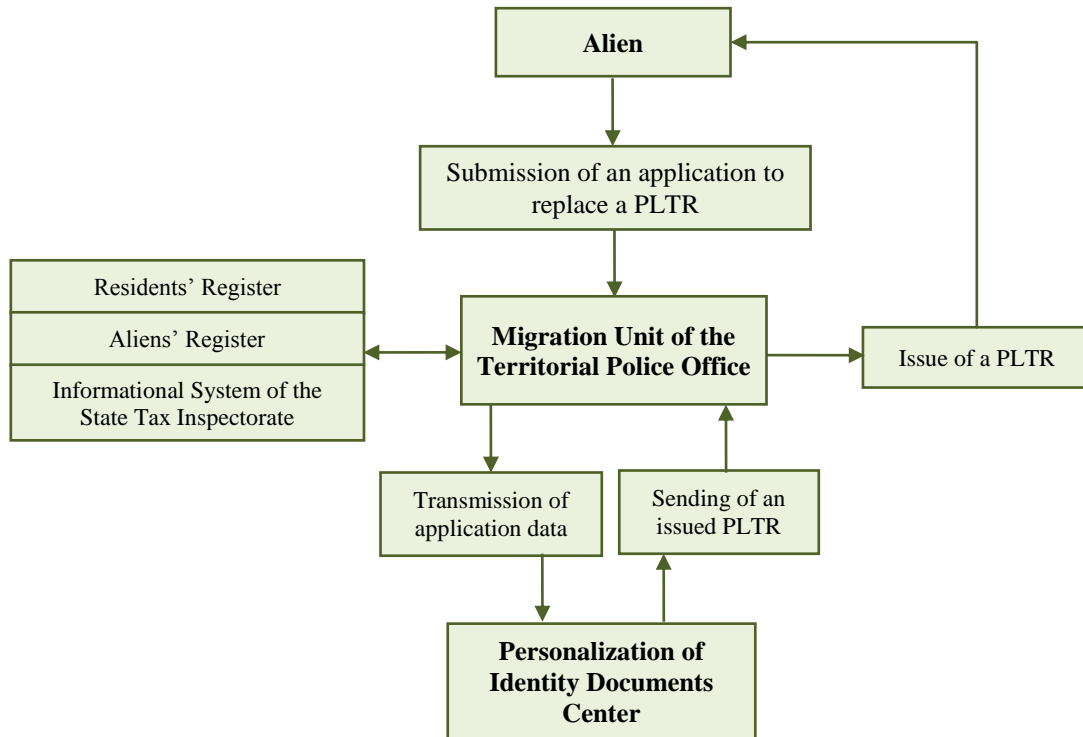
Source. Residents' Register data.

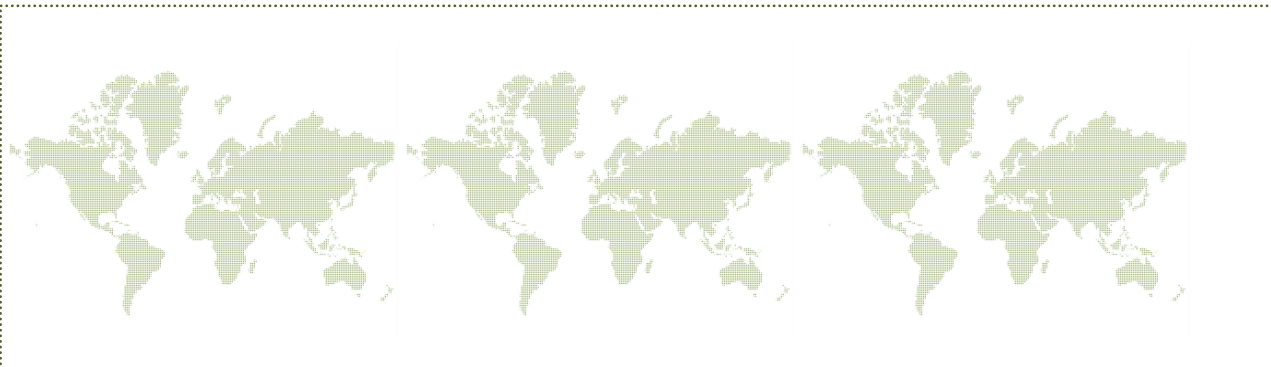


8.6. Issue of the permit of a long term resident (PLTR) of the Republic of Lithuania to reside in the European Community to an alien. Flow Chart



8.7. Replacement of the permit of a long term resident (PLTR) of the Republic of Lithuania to reside in the European Community to an alien. Flow Chart





9

TRAVEL DOCUMENTS ISSUED TO ALIENS

9.1. Issuance of travel documents to aliens

9.2. Issue and replacement of travel documents to stateless persons

9.2.1. Issue and replacement of travel documents to stateless persons. Flow Chart

9.2.2. Number of travel documents issued and replaced to stateless persons from 2007 to 2011

9.3. Issue and replacement of travel documents to refugees

9.3.1. Issue and replacement of travel documents to refugees. Flow Chart

9.3.2. Number of travel documents issued and replaced to refugees from 2007 to 2011

9.4. Issue and replacement of alien's passport

9.4.1. Issue and replacement of alien's passport. Flow Chart

9.4.2. Number of issued and replaced alien's passports from 2007 to 2011

9.4.3. Number of aliens' passports issued to aliens, by nationality

9. TRAVEL DOCUMENTS ISSUED TO ALIENS

9.1. Issuance of travel documents to aliens

A stateless person who is entitled to temporary or permanent residence in the Republic of Lithuania but does not possess a travel document valid in a foreign country may be issued, according to the procedure established by the Minister of the Interior, a travel document of a stateless person provided for in 1954 Convention relating to the Status of Stateless Persons.

Source. Article 38 of the Law on the Legal Status of Aliens of the Republic of Lithuania.

For departure to a foreign country from the Republic of Lithuania an alien who is in permanent residence in the Republic of Lithuania shall be issued refugee's travelling documents in the manner prescribed by the Minister of the Interior.

Source. Article 89 (3) of the Law on the Legal Status of Aliens of the Republic of Lithuania.

A foreign national who is entitled to temporary or permanent residence in the Republic of Lithuania but does not possess a valid passport of a foreign national or an equivalent travel document or if it has been lost or destroyed and the foreign national cannot receive it from the competent institutions of his country of origin for objective reasons, may be issued an alien's passport according to the procedure established by the Minister of the Interior

Source. Article 37 of the Law on the Legal Status of Aliens of the Republic of Lithuania.

	2007	2008	2009	2010	2011
Issued in total, including:	1 094	1 318	1 130	788	449
- stateless person travel document	980	1 219	1 035	715	402
- refugee travel document	16	24	26	25	12
- aliens' passport	98	75	69	48	35

Source. Residents' Register data.

Notes. 1. Travel documents to stateless persons are being issued from January of 1994, alien's passports – from 15 November, 2004.
2. Period of validity of travel documents of a stateless person ceased to be extended from 9 October, 2011, alien's passports – from 29 July, 2011.

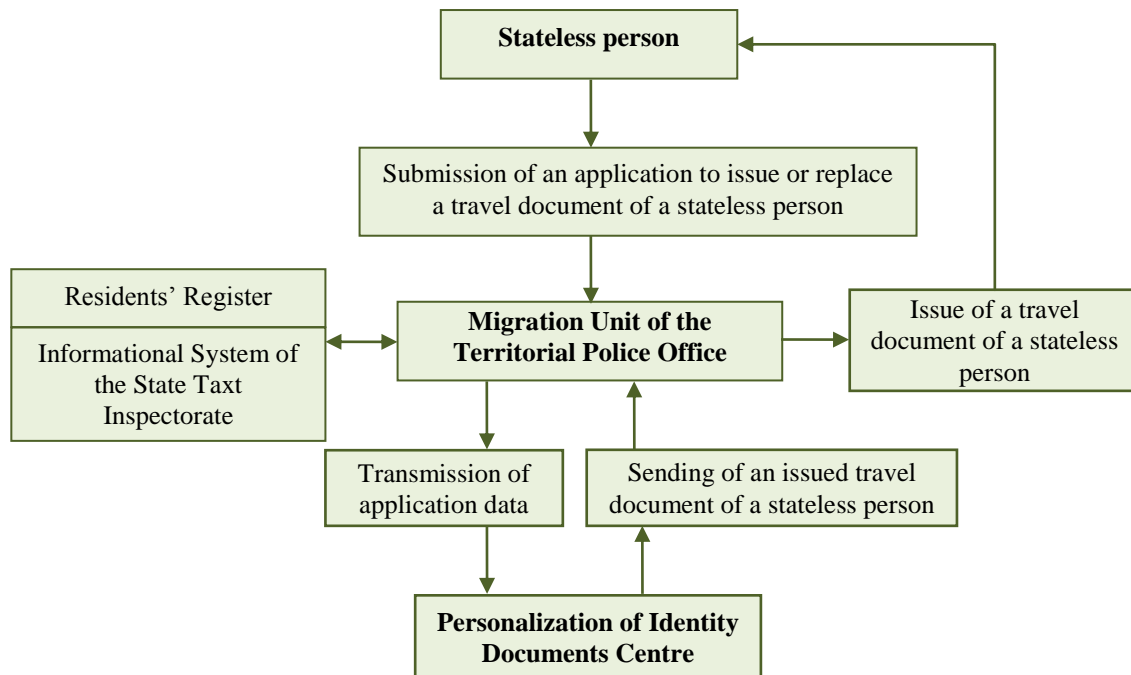
9.2. Issue and replacement of travel documents to stateless persons

A state levy (100 Lt, under the expedited procedure – 150 Lt) is collected for the issue and replacement of a travel document of a stateless person.

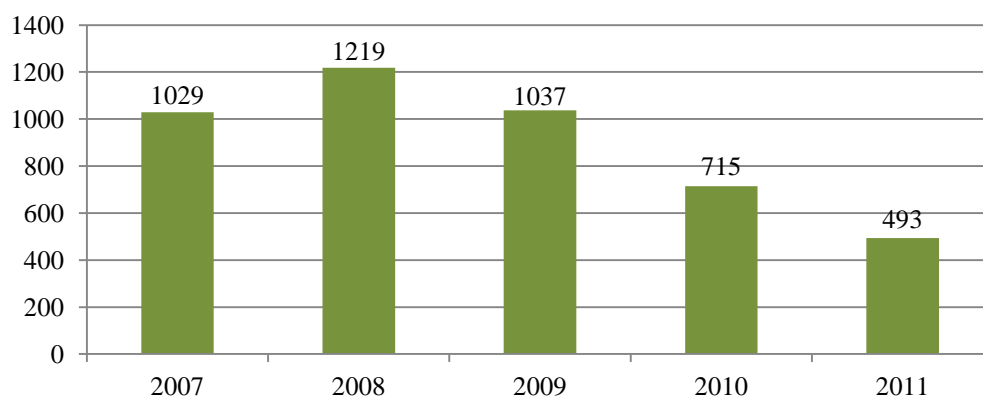
Application to issue or replace a travel document of a stateless person must be processed not later than within 20 days, and under the expedited procedure – not later than within 7 working days from the day of submission of an application.

Source. Paragraphs 8, 9 and 13 of the Rules on Issue of travel documents to stateless persons approved by the Order of the Minister of the Interior of 24 November, 2005.

9.2.1. Issue and replacement of travel documents to stateless persons. Flow Chart



9.2.2. Number of travel documents issued and replaced to stateless persons from 2007 to 2011



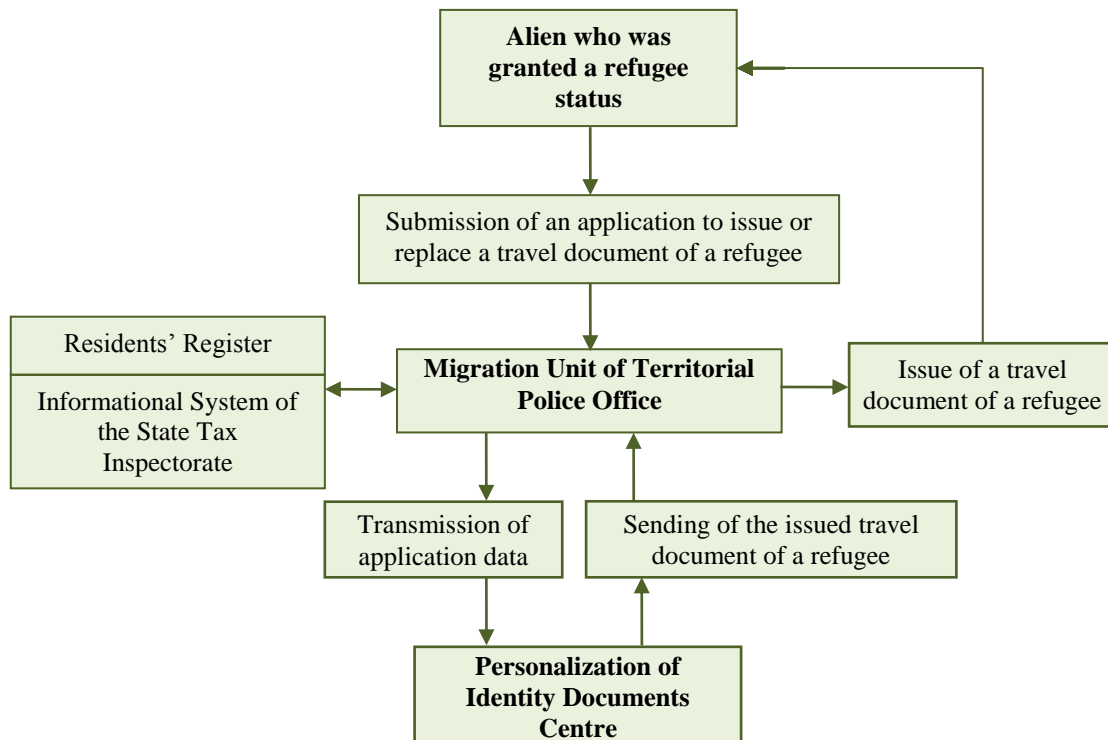
9.3. Issue and replacement of travel documents to refugees

A state levy (100 Lt) is collected for the issue and replacement of a travel document of a refugee.

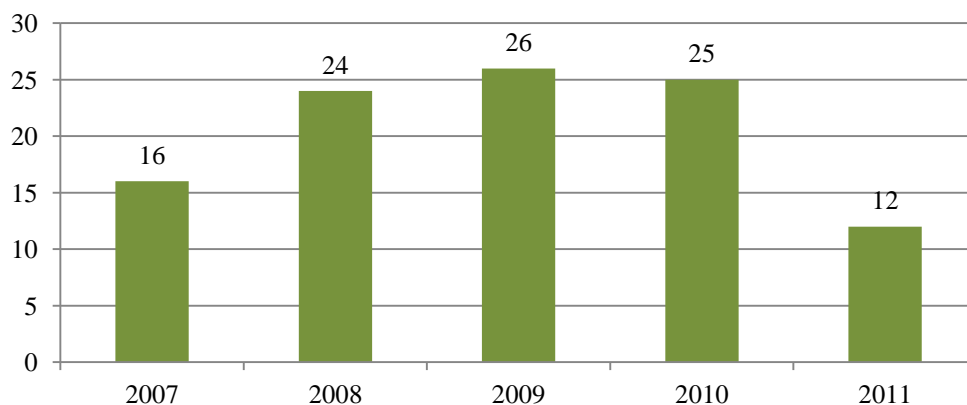
Application to issue or replace a travel document of a refugee must be processed not later than within 15 days from the day of submission of an application. Refugee travel document is being issued/replaced not later than within 15 working days from the day when a decision to issue or replace the document is passed

Source. Paragraphs 11 and 12 of the Rules on issue of travel documents to refugees approved by the Order of the Minister of the Republic of Lithuania of 7 December, 2004.

9.3.1. Issue and replacement of travel documents to refugees. Flow Chart



9.3.2. Number of travel documents issued and replaced to refugees from 2007 to 2011



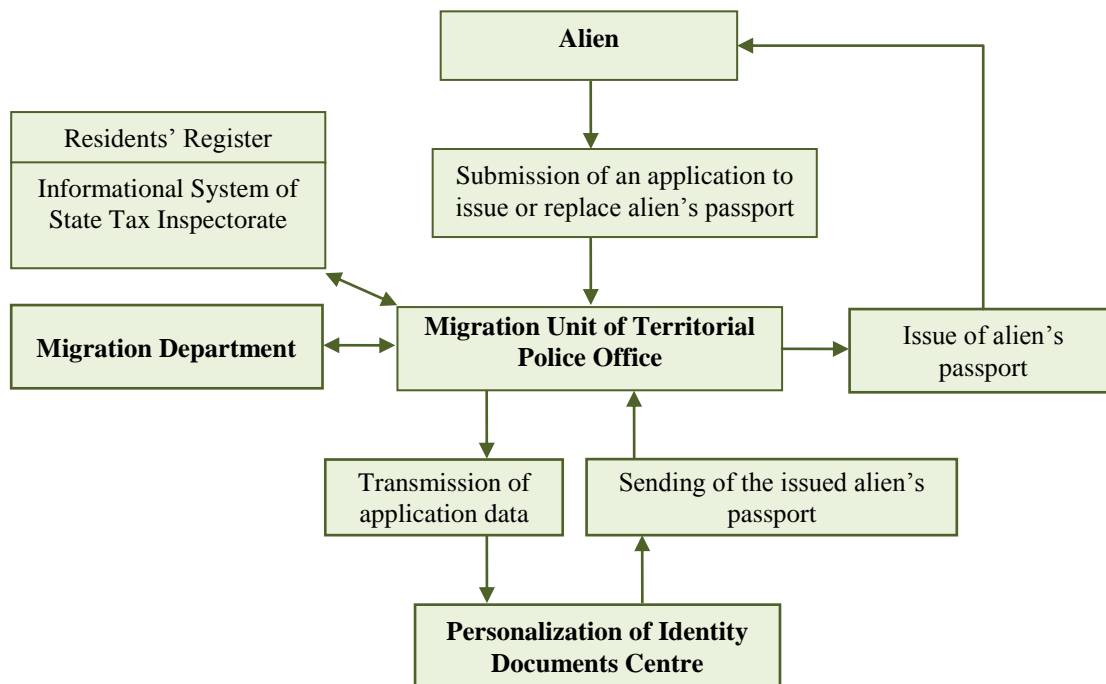
9.4. Issue and replacement of alien's passport

Before submitting an application to issue (replace) an alien's passport, alien must pay state levy (124 Lt) prescribed by the Government of the Republic of Lithuania.

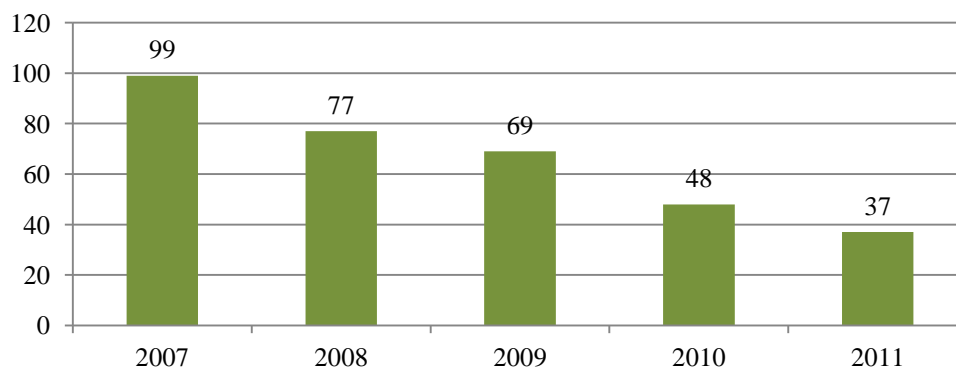
Alien's passport shall be issued or replaced not later than within 30 days from the day of receiving an application at the Migration division.

Source. Paragraphs 10 and 13 of the Rules on issue of alien's passport approved by the Order of the Minister of the Republic of Lithuania of 10 November, 2004.

9.4.1. Issue and replacement of alien's passport. Flow Chart



9.4.2. Number of issued and replaced alien's passports from 2007 to 2011

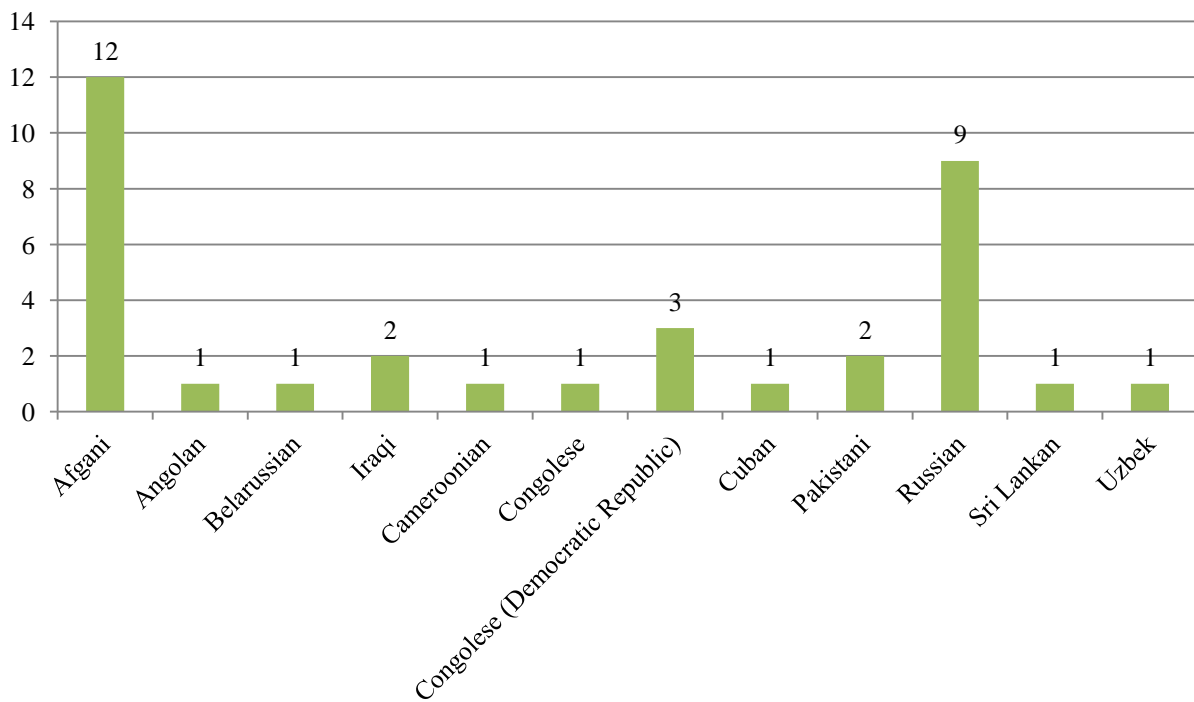


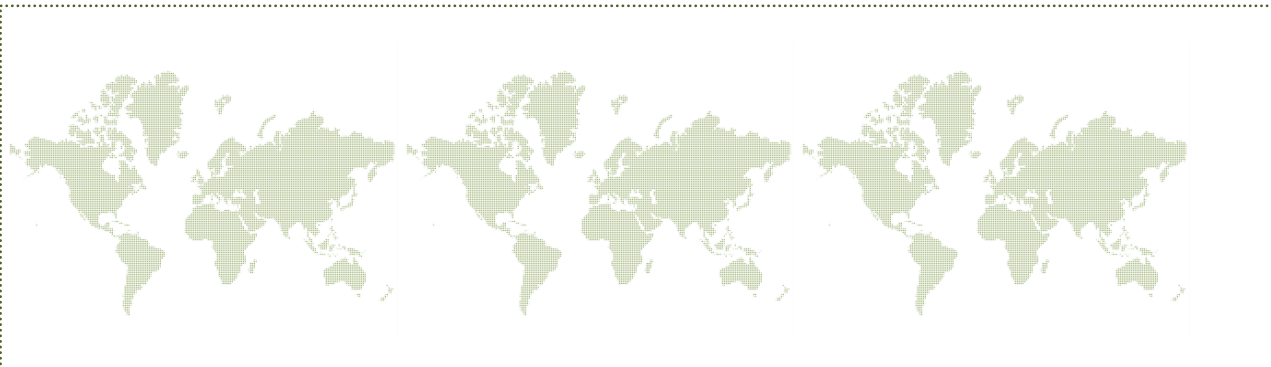
9.4.3. Number of aliens' passports issued to aliens, by nationality

Citizenship	Issued alien passports				
	2007	2008	2009	2010	2011
Afghan	18	15	13	16	12
Angolan	-	-	-	-	1
Belarusian	2	1	1	1	1
Stateless persons	4	-	-	-	-
Ethiopian	2	1	-	-	-
Iraqi	2	2	2	4	2
Cameroonian	2	3	8	4	1
Congolese	-	-	2	-	1
Congolese (Democratic Republic)	-	-	-	-	3
Cuban	-	1	-	1	1
Nepali	-	-	2	3	-
Pakistani	-	1	2	3	2
Russian	63	45	21	2	9
Syrian	-	-	1	-	-
Somali	3	-	-	2	-
Sri Lankan	1	1	10	4	1
Uzbek	-	4	7	7	1
Zimbabwean	1	1	1	1	-
In total	98	75	70	48	35

Source. Residents' Register data.

Alien's passports issued in 2011





10

ASYLUM IN THE REPUBLIC OF LITHUANIA

10.1. Number of aliens' applications for asylum in the Republic of Lithuania from 2007 to 2011, by nationality

10.2. Number of aliens' first time applications for asylum in the Republic of Lithuania in 2011, by place of submission

10.3. Number of aliens' applications for asylum in the Republic of Lithuania and of decisions passed in 2011

10.4. Granting asylum to aliens in the Republic of Lithuania 1997–2011

10.5. Granting Asylum in the Republic of Lithuania. Flow Chart

10.6. Number of requests for taking over of examination of an asylum application made by the Republic of Lithuania to other states under the Dublin regulation in 2011

10.7. Number of requests for taking over of examination of an asylum application made by other EU Member States to the Republic of Lithuania under the Dublin regulation in 2011

10.8. Number of aliens granted Refugee status in the Republic of Lithuania from 2007 to 2011

10.9. Number of aliens to whom Subsidiary protection has been granted in the Republic of Lithuania from 2007 to 2011

10.10. Number of unaccompanied minors – asylum seekers from 2007 to 2011, by nationality and gender

10.11. Procedure rates for granting asylum in the Republic of Lithuania from 2007 to 2011

10. ASYLUM IN THE REPUBLIC OF LITHUANIA

10.1. Number of aliens' applications for asylum in the Republic of Lithuania from 2007 to 2011, by nationality

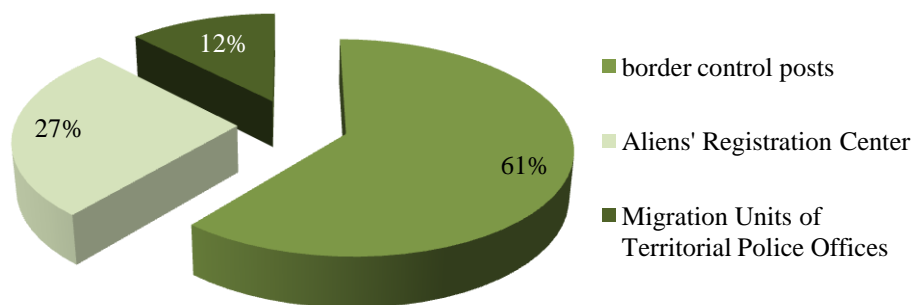
Citizenship	2007	2008	2009	2010	2011
Afghan	22	16	16	37	55
Albanian	-	-	-	1	-
Algerian	-	1	-	-	-
Angolan	-	1	-	-	-
Armenian	5	2	3	22	28
Azerbaijani	1	-	-	4	-
Belarusian	7	15	14	13	20
Bangladeshi	-	-	-	1	-
Stateless persons	7	2	10	3	7
Eritrean	3	-	-	-	-
Ethiopian	4	3	-	-	-
Guinean	-	-	-	-	1
Georgian	13	9	76	249	229
Indian	3	-	7	1	-
Iraqi	2	4	14	6	8
Iranian	-	1	1	2	1
Israeli	2	-	-	-	-
Cameroonian	3	6	6	-	-
Kazakh	3	-	2	-	2
Chinese	3	2	-	-	1
Kyrgyz	-	2	-	3	30
Congolese DR	1	4	-	-	2
Cuban	3	8	2	-	-
Liberian	-	-	-	1	-
Libyan	-	-	-	-	2
Moroccan	4	-	-	-	-
Moldovan	1	-	-	3	2
Nepali	3	2	2	2	4
Nigerien	-	-	-	1	-
Nigerian	1	2	1	-	1
Pakistani	2	7	8	1	1
Russian	366	415	243	113	111
Serbian	-	1	-	1	-
Syrian	1	6	7	3	2
Somali	3	1	1	1	1
Sri Lankan	1	7	18	10	3
Tajik	1	2	2	5	5
Togolese	1	-	-	-	-
Turkish	-	3	1	-	2
Ukrainian	1	3	1	1	-
Uzbek	6	12	10	6	8
Vietnamese	6	1	3	12	-
Zimbabwean	1	2	1	1	1
In total	480	540	449	503	527

Source. Aliens' Register data.

10.2. Number of aliens' first time applications for asylum in the Republic of Lithuania in 2011, by place of submission

Place of application submission	Number of applications
Border Guard Posts or other units of State Border Service under the Ministry of the Interior, which has a border crossing legal regime, including::	248
- Vilnius airport Frontier Station	72
- Vilnius Frontier District	71
- Varėna Frontier District	61
Aliens' Registration Centre of the State Border Service under the Ministry of the Interior	108
Territorial Police Offices, including:	50
- Migration Board of Police Headquarter of Vilnius county	40
In total	406

Source. Aliens' Register data.



10.3. Number of aliens' applications for asylum in the Republic of Lithuania and of decisions passed in 2011

Citizenship	Applications				Decisions					
	Submitted for the 1st time	Submitted for the 2nd time	Retracted under <i>Dublin II</i> regulation	In total	Grant asylum		Refuse to grant asylum	Terminated cases	Transfer persons under <i>Dublin II</i> regulation	In total
					Refugee status	Subsidiary protection				
Afghan	45	8	2	55	2	16*	3	18	2	41
Armenian	22		6	28			5	19		24
Belarusian	9	8	3	20	5	4	3	2		14
Stateless persons	4	2	1	7		1		1	1	3
Georgian	202	6	21	229			213	56		269
Guinean	1			1					1	1
Iraqi	1	4	3	8		3		5		8
Iranian			1	1				1		1
Kazakh			2	2			1			1
Chinese	1			1				1		1
Kyrgyz	12		18	30			16	3		19
Congolese DR	2			2						
Liberian								1		1
Libyan	2			2				2		2
Moldovan	2			2			2			2
Nepali		3	1	4		3	1			4
Nigerian	1			1					1	1
Pakistani		1		1		1				1
Russian	47	43	21	111		55*	20	29	3	107
Syrian	1	1		2		2				2
Somali		1		1		1				1
Sri Lankan		2	1	3		1	5	1		7
Tajik	3	1	1	5		1	4	3		8
Turkish			2	2			1	1		2
Ukrainian								1		1
Uzbek	7	1		8			6	2		8
Zimbabwean			1	1						
In total	362	81	84	527	7	88	280	146	8	529
<i>In total (2010 m.)</i>	362	101	40	503	1	110	180	209	5	504
<i>In total (2009 m.)</i>	185	227	37	449	11	221	155	98	14	495
<i>In total (2008 m.)</i>	210	318	12	540	14	350	49	28	24	465
<i>In total (2007 m.)</i>	116	356	8	480	9	393	51	32	5	490

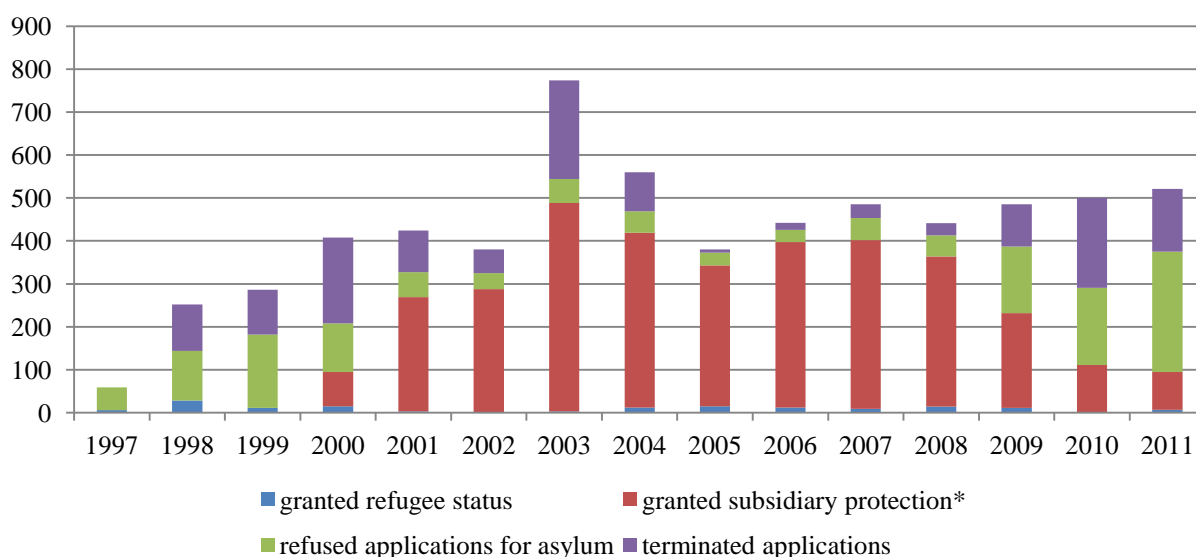
*Subsidiary protection granted to 1 Afghan citizen and 1 Russian citizen following the court decision referring cases for repeated hearing to the Migration Department.

Source. Aliens' Register, The Migration Department under the MoI data.

10.4. Granting asylum to aliens in the Republic of Lithuania 1997–2011

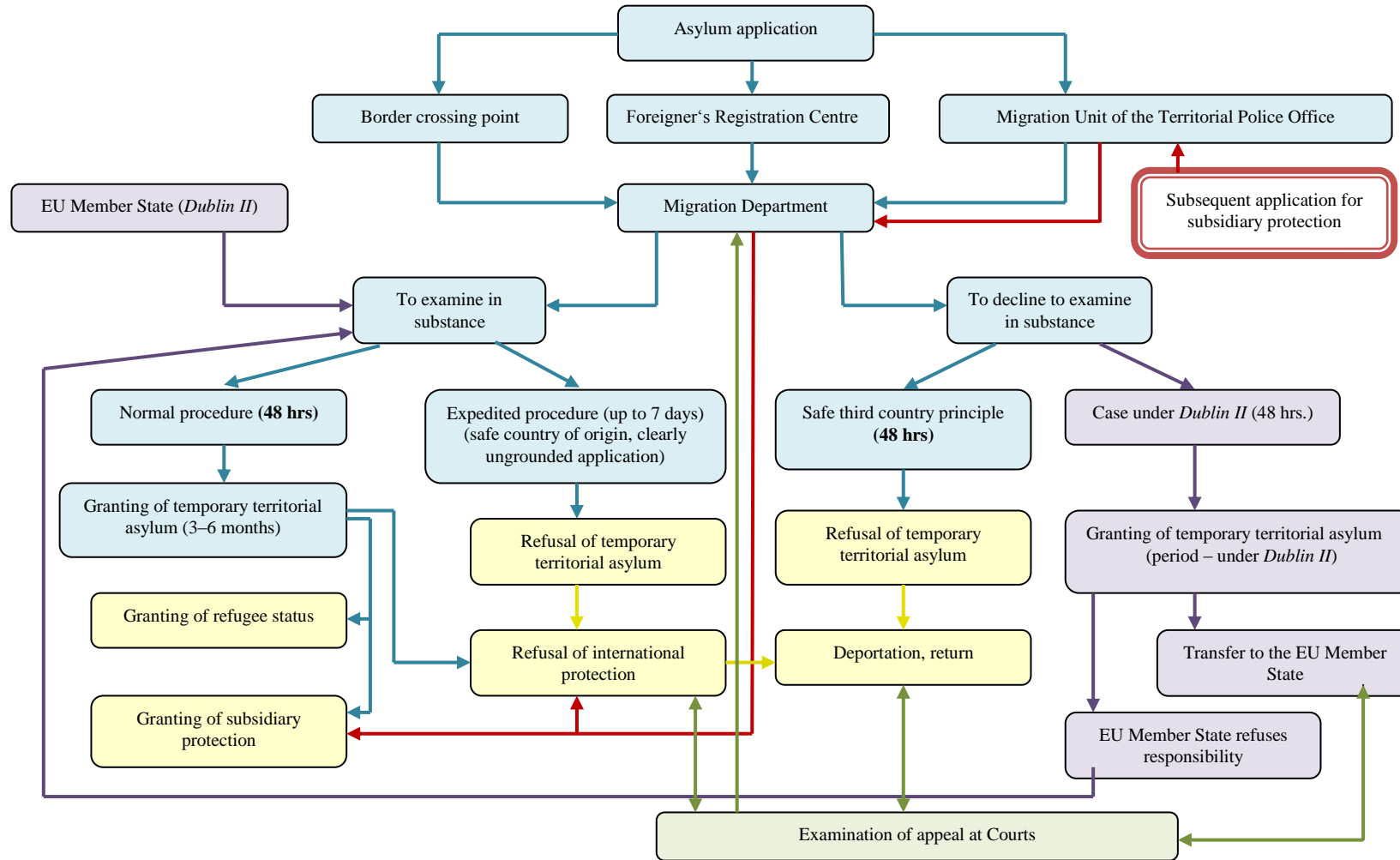
Years	Granted Refugee status	Granted subsidiary protection*	Refused asylum application	Terminated applications
1997	6	-	53	-
1998	28	-	116	108
1999	11	-	171	104
2000	15	80	113	200
2001	3	266	58	97
2002	1	287	37	55
2003	3	485	56	230
2004	12	407	50	91
2005	15	328	30	7
2006	12	385	29	16
2007	9	393	51	32
2008	14	350	49	28
2009	11	221	155	98
2010	1	110	180	209
2011	7	88	280	146
In total	148	3 400	1 428	1 421

Source. Aliens' Register data.



* Until 30 April, 2004 aliens were issued TRP on the humanitarian grounds.

10.5. Granting Asylum in the Republic of Lithuania. Flow Chart

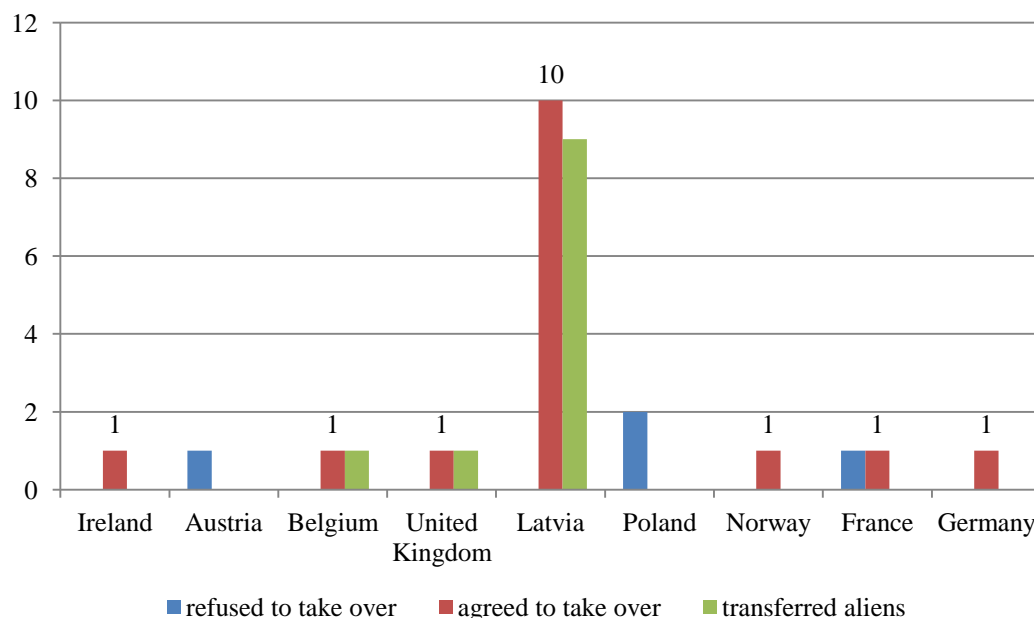
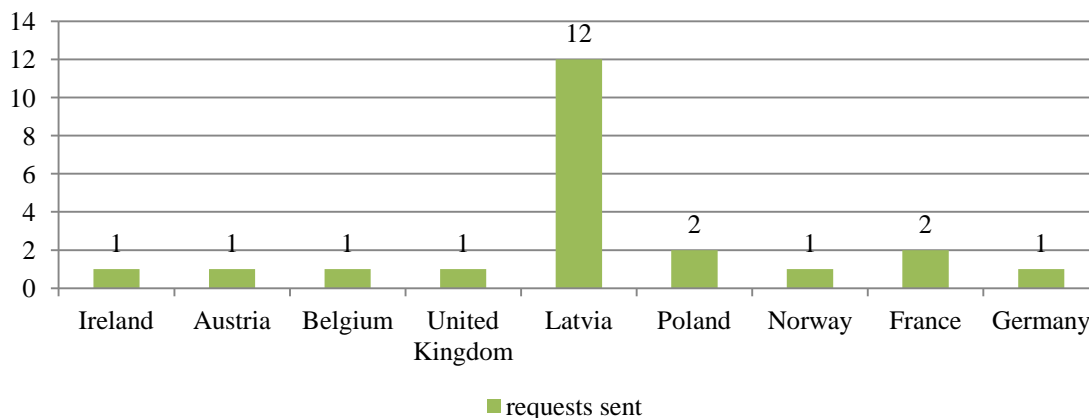


- Procedural aspects / decisions that are not related with the substantial settlement of the case
- Application of the *Dublin II* Regulation
- Final decisions of the Migration Department
- Subsequent application for subsidiary protection (submitted annually)
- Appeal procedure (Vilnius Administrative District court, Lithuanian Supreme Administrative court)

10.6. Number of requests for taking over of examination of an asylum application made by the Republic of Lithuania to other states under the Dublin regulation in 2011

State, to which a request is made	Requests sent	Refused to take over	Agreed to take over	Transferred aliens
Ireland	1		1	
Austria	1	1		
Belgium	1		1	1
United Kingdom	1		1	1
Latvia	12		10	9
Poland	2	2		
Norway	1		1	
France	2	1	1	
Germany	1		1	
In total	22	4	16	11

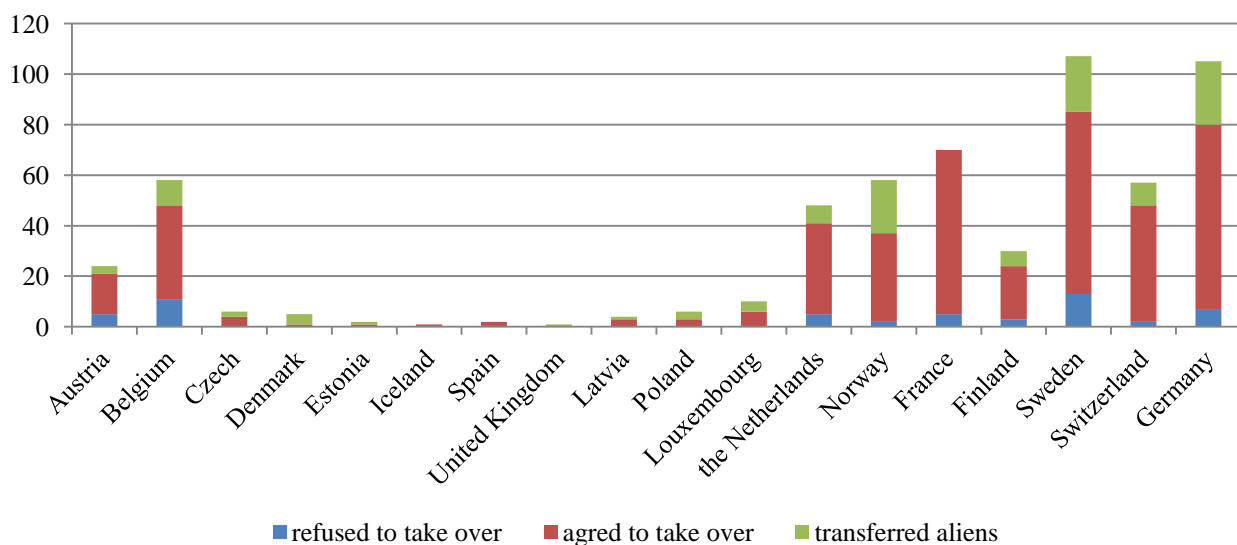
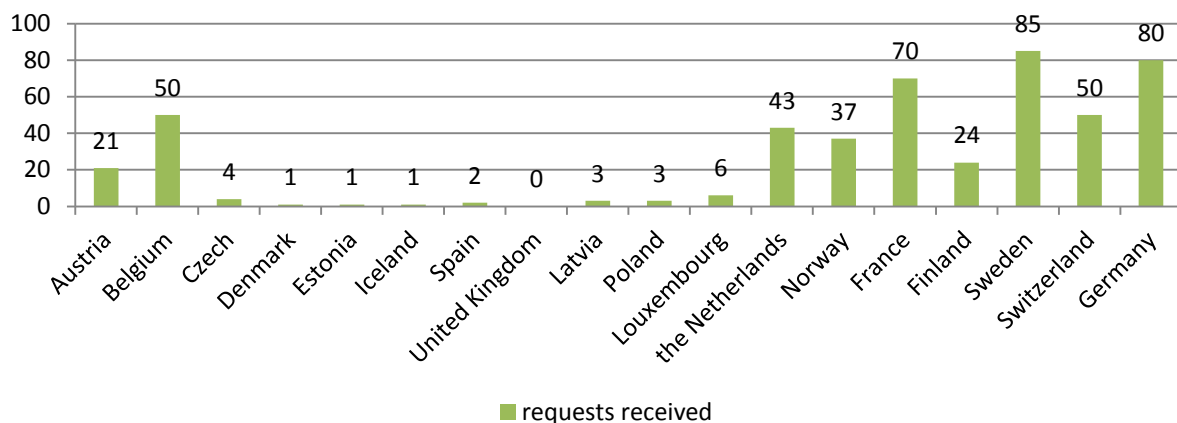
Source. The Migration Department under the MoI data.



10.7. Number of requests for taking over of examination of an asylum application made by other EU Member States to the Republic of Lithuania under the Dublin regulation in 2011

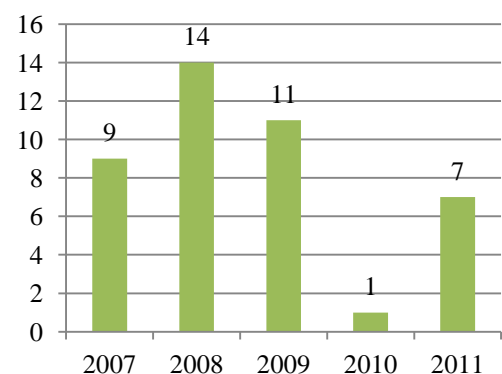
State	Requests received	Refused to take over	Agreed to take over	Transferred aliens
Austria	21	5	16	3
Belgium	50	11	37	10
The Czech Republic	4	-	4	2
Denmark	1	-	1	4
Estonia	1	-	1	1
Iceland	1	-	1	-
Spain	2	-	2	-
United Kingdom	-	-	-	1
Latvia	3	-	3	1
Poland	3	-	3	3
Luxembourg	6	-	6	4
The Netherlands	43	5	36	7
Norway	37	2	35	21
France	70	5	65	-
Finland	24	3	21	6
Sweden	85	13	72	22
Switzerland	50	2	46	9
Germany	80	7	73	25
In total	481	53	422	119

Source. The Migration Department under the MoI data.



10.8. Number of aliens granted Refugee status in the Republic of Lithuania from 2007 to 2011

Citizenship	2007	2008	2009	2010	2011
Afghan	-	-	-	-	2
Armenian	-	-	2	-	-
Belarusian	1	2	1	-	5
Eritrean	3	-	-	-	-
Ethiopian	-	3	-	-	-
Iraqi	-	-	1	-	-
Russian	1	6	6	1	-
Tajik	-	1	-	-	-
Uzbek	4	2	1	-	-
In total	9	14	11	1	7

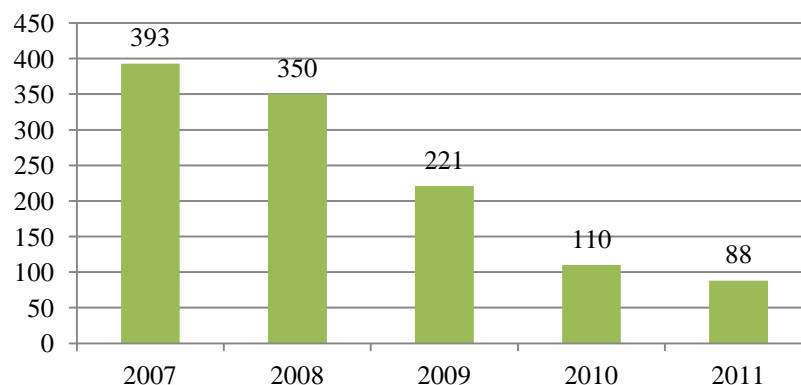


Source. Aliens' Register data.

10.9. Number of aliens to whom Subsidiary protection has been granted in the Republic of Lithuania from 2007 to 2011

Citizenship	2007	2008	2009	2010	2011
Afghan	21	15	13	14	16
Armenian	5	-	-	1	-
Belarusian	2	2	3	4	4
Stateless persons	-	3	2	1	1
Ethiopian	3	3	-	-	-
Iraqi	3	5	6	4	3
Cameroonian	3	5	5	-	-
Congolese DR	1	1	-	-	-
Cuban	-	3	-	-	-
Nepali	-	-	2	5	3
Pakistani	1	-	-	1	1
Russian	341	302	172	67	55
Syrian	1	1	2	1	2
Somali	3	1	1	1	1
Sri Lankan	1	-	8	6	1
Tajik	-	-	-	-	1
Togo	1	-	-	-	-
Uzbek	6	6	6	4	-
Vietnamese	-	1	-	-	-
Zimbabwean	1	2	1	1	-
In total	393	350	221	110	88

Source. Aliens' Register data.



10.10. Number of unaccompanied minors – asylum seekers from 2007 to 2011, by nationality and gender

Citizenship	2007		2008		2009		2010		2011	
	Male	Female	Male	Female	Male	Female	Male	Female	Male	Female
Afghan					2		3		8	
Georgian							2		2	
Congolese DR				1						
Pakistani										
Russian					1					
Uzbek	3	1								
Vietnamese		1					3	1		
In total	3	2		1	3		8	1	10	
	5		1		3		9		10	

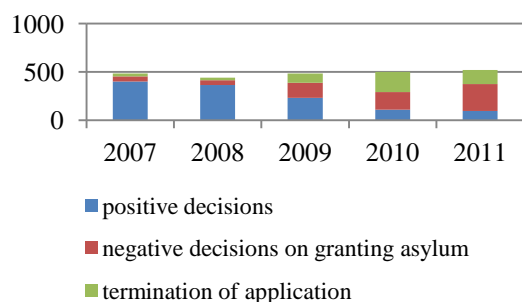
Source. The Migration Department under the MoI data.

10.11. Procedure rates for granting asylum in the Republic of Lithuania from 2007 to 2011

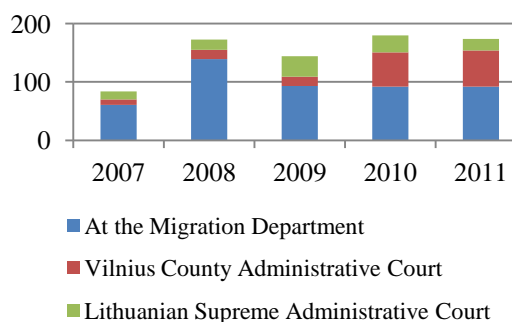
Year	2007	2008	2009	2010	2011
Number of submitted applications to grant an asylum	480	540	449	503	527
Decisions for not examining substantially an asylum application:					
Safe third country	-	-	-	-	-
<i>Dublin II</i> Regulation	5	28	40	29	19
Substantial examination of an asylum application:	485	441	485	500	521
Positive decisions:	402	364	232	111	95
- on granting refugee status	9	14	11	1	7
- on granting subsidiary protection	393	350	221	110	88
Negative decisions on granting asylum	51	49	155	180	280
Termination of application	32	28	98	209	146
Remaining applications, end of the year:	84	173	144	180	174
at the Migration Department	61	139	93	92	92
at the Vilnius county administrative court	9	16	16	59	62
at the Lithuanian Supreme Administrative Court	14	18	35	29	20

Source. Aliens' Register, The Migration Department under the MoI data.

Substantial examination of an asylum application



Number of applications, end of the year





11

ALLIENS' CONTROL

11.1. Aliens prohibited from entry to the Republic of Lithuania

11.1.1. Number of aliens prohibited from entry to the territory of the Republic of Lithuania, by nationality

11.1.2. Number of aliens prohibited from entry to the territory of the Republic of Lithuania, by grounds indicated in the Schengen Borders Code, 2011

11.2. Detention of aliens in the Republic of Lithuania

11.2.1. Number of aliens who were detained for illegal entry to and (or) illegal stay in the territory of the Republic of Lithuania or subject to Alternative Detention Measure in 2011, by country of origin

11.2.2. Number of aliens who were detained for more than 48 hours for illegal entry to and (or) stay in the territory of the Republic of Lithuania from 2007 to 2011, by country of origin

11.2.3. Number of aliens accommodated in the Aliens' Registration Centre, by country of origin

11.3. Administrative Offences committed by aliens

11.3.1. Number of aliens in respect of whom Administrative Offence Protocols were drawn up under the Article 206 of the Code on Administrative Offences (violation of the procedure of aliens' entry / stay in / passing in transit through / exit from the Republic of Lithuania, by nationality

11.3.2. Number of aliens with respect to whom administrative offence protocols have been drawn up on the basis of administrative offences provided in the Code on Administrative Offences (CAC) from 2007 to 2011, by offences

11.4. Aliens obliged to depart and expelled aliens

11.4.1. Number of aliens obliged to depart from the Republic of Lithuania from 2007 to 2011, by nationality

11.4.2. Number of aliens expelled from the Republic of Lithuania from 2007 to 2011, by nationality

11. ALIENS' CONTROL

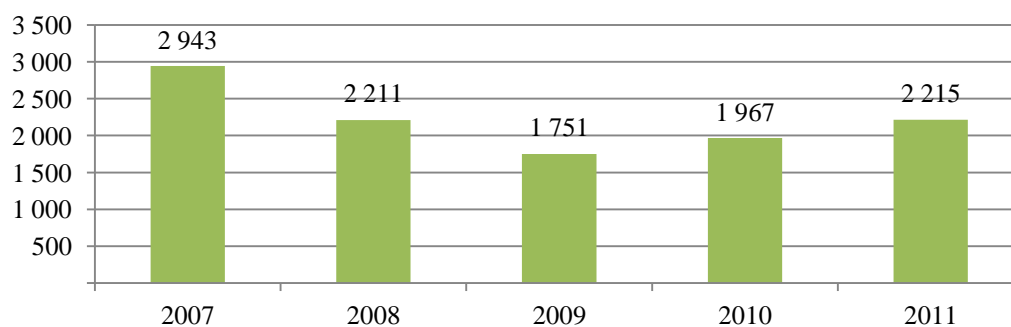
11.1. Aliens prohibited from entry to the Republic of Lithuania

11.1.1. Number of aliens prohibited from entry to the territory of the Republic of Lithuania, by nationality

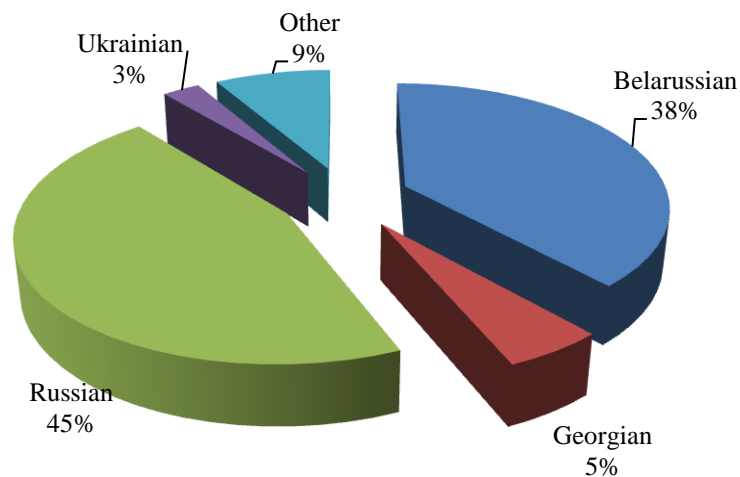
Citizenship	2007	2008	2009	2010	2011
European states, including:	2 548	2 005	1 614	1 806	2 075
- Belarusian	707	735	533	703	850
- Georgian	7	16	74	145	116
- Russian	1 346	1 048	835	800	1 003
- Ukrainian	352	120	104	100	60
North American states	2	-	-	-	-
Central and South American states	20	11	6	3	1
Australian and Oceania states	2	1	2	-	-
African states	37	8	9	9	9
Asian states, including:	291	184	114	146	128
- Indian	74	33	16	15	16
Stateless persons	27	1	-	-	2
Unknown	16	1	6	3	-
In total	2 943	2 211	1 751	1 967	2 215

Source. State Border Guard Service under the Ministry of the Interior of the Republic of Lithuania.

2007–2011



Number of aliens prohibited from entry to the territory of the Republic of Lithuania in 2011



11.1.2. Number of aliens prohibited from entry to the territory of the Republic of Lithuania, by grounds indicated in the Schengen Borders Code, 2011

Grounds for denying entry	Number of aliens
A) does not have a valid travel document	21
B) has forged / counterfeit / false travel document	9
C) does not have a valid visa or a residence permit	1 492
D) has forged / counterfeit / false visa or a residence permit	23
E) does not have appropriate documents justifying the aim and conditions of the stay	224
F) has already stayed in the territory of EU Member States' for 3 months within the 6 months period	16
G) does not have sufficient means of subsistence for the period and manner of stay or sufficient means for return to the country of origin or transit country	103
H) is a person subject to notice on refusal to allow arrival entered into: - SIS - National Register	100
I) is treated as causing threat to the public order, public health or international relations of one or several EU Member States	227
In total	2 215

Source. State Border Guard Service under the Ministry of the Interior of the Republic of Lithuania.

11.2. Detention of aliens in the Republic of Lithuania

11.2.1. Number of aliens who were detained for illegal entry to and (or) illegal stay in the territory of the Republic of Lithuania or subject to Alternative Detention Measure in 2011, by country of origin

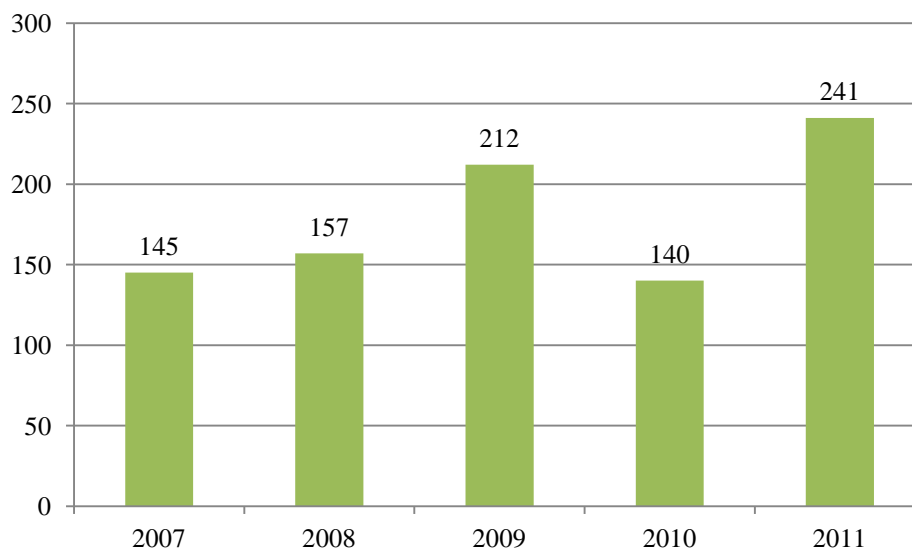
Alien's country of origin	Number of aliens			
	Detained only for 48 hours	Those subject to Alternative Detention Measure, except lodging in the Aliens' Registration Centre and not applying restrictions to freedom of movement	Detained for over 48 hours	Accommodated at the Aliens' Registration Centre not applying restrictions to freedom of movement
European states, including:	177	-	189	4
- Belarusian	12	1	7	-
- Georgian	109	-	139	4
- Russian	32	-	24	-
Asian states	33	-	37	1
African states	11	-	8	-
Stateless persons	8	5	7	-
Unknown	3	-	-	-
In total	232	6	241	5

Sources. Migration Units of the Territorial Police Offices, State Border Guard Service under the MoI and Aliens' Register data.

11.2.2. Number of aliens who were detained for more than 48 hours for illegal entry to and (or) stay in the territory of the Republic of Lithuania from 2007 to 2011, by country of origin

Alien's country of origin	Number of aliens				
	2007	2008	2009	2010	2011
European states, including:	102	95	124	99	189
- Belarusian	32	31	18	9	7
- Georgian	-	10	50	49	139
- Russian	39	32	37	20	24
North American states	-	-	-	1	-
Central and South American states	2	3	-	-	-
African states	7	16	4	5	8
Asian states	19	43	76	27	37
Not identified	15	-	8	8	7
In total	145	157	212	140	241

Source. Aliens' Register data.



11.2.3. Number of aliens accommodated in the Aliens' Registration Centre, by country of origin

Country of Origin	2007	2008	2009	2010	2011
Afghanistan		2	21	16	43
Albania			1		
Algeria		2			
Angola		2			
Armenia	6	4	6	23	30
Azerbaijan	1	4	2	5	
Belarus	34	38	24	15	12
Bangladesh			3	1	
Bosnia and Herzegovina			1		
Egypt		3	1		2
Eritrea	3				
Ethiopia	3	1			
Gambia		1			
Ghana				1	
Georgia	8	13	77	277	251
Guinea					1
India	3	5	7	5	1
Iraq			12		3
Iran		1	2	2	1
Spain				1	
Israel	4				1
USA				1	
Jordan					1
Cameroon		3			
Kazakhstan	5	2	4		2
China	4	2	2	2	2
Kyrgyzstan		6	3	3	37
Congo		3	1	1	3
Cuba	3	8			
Latvia		4	2		1
Liberia				1	
Libya					2
Morocco	5			2	
Moldova	12	1	2	2	2
Nepal	3	3	1		1
Nigeria	7	1	3		1
Niger			1		
Pakistan	3	7	8		
Palestine			1		
Peru		3			
Russia	79	167	81	52	81
Senegal		1			
Serbia		1		1	
Syria		8	6	2	1
Somali	1				
Sri Lanka		6	17		1
Tajikistan	1	2	4	6	7
Togo		1			
Turkey		2	3	2	2
Ukraine	12	7	5	2	3
Uzbekistan		5	5	2	5
Vietnam	6	7	6	9	
Zimbabwe					1
Unknown	15	4	8	9	10
In total	219	330	320	443	508

Source. State Border Guard Service under the Ministry of the Interior of the Republic of Lithuania Aliens' Registration Center data.

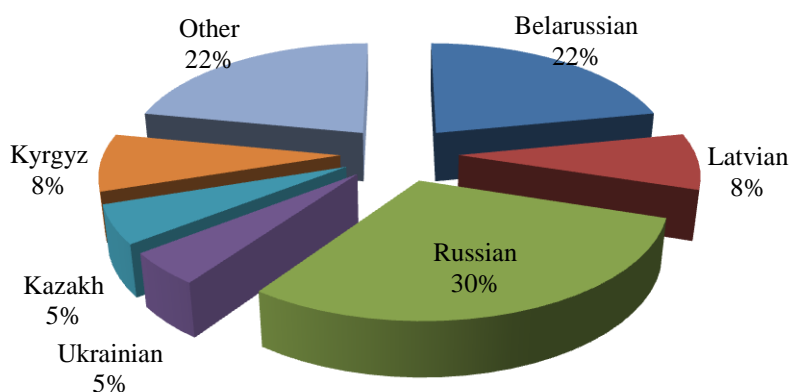
11.3. Administrative Offences committed by aliens

11.3.1. Number of aliens in respect of whom Administrative Offence Protocols were drawn up under the Article 206 of the Code on Administrative Offences (violation of the procedure of aliens' entry / stay in / passing in transit through / exit from the Republic of Lithuania, by nationality

Citizenship	Number of aliens				
	2007	2008	2009	2010	2011
European states, including:	630	497	4 685	2 844	1 758
- Belarusian	212	109	385	421	539
- Latvian	4	10	3 056	1 331	198
- Russian	243	224	651	669	737
- Ukrainian	103	76	151	159	114
North American states, including:	11	16	9	10	13
- USA	10	15	9	9	12
Central and South American states	4	8	7	7	4
Australian and Oceania states	3	1	1	-	2
African states	3	5	9	11	17
Asian states, including:	135	97	228	237	506
- Indian	2	2	16	8	5
- Israeli	13	11	7	8	8
- Kazakh	43	13	64	71	135
- Chinese	6	25	15	14	7
- Kyrgyz	14	8	44	36	202
- Tajik	28	20	33	51	48
- Uzbek	16	9	19	21	40
Stateless persons	207	214	243	170	165
Unknown	-	12	10	3	-
In total	993	850	5 192	3 282	2 465

Source. 2007–2008 data from Migration Units of Territorial Police Offices (According to the data of the State Border Control Service under the MoI, in 2008, administrative offences protocols were drawn up in respect of 2,295 aliens, however, there is no information available about nationality of offenders), 2009–2011 date from Migration Units of Territorial Police Offices and the State Border Control Service.

Number of aliens, in whose respect administrative offence protocols were drawn up in 2011

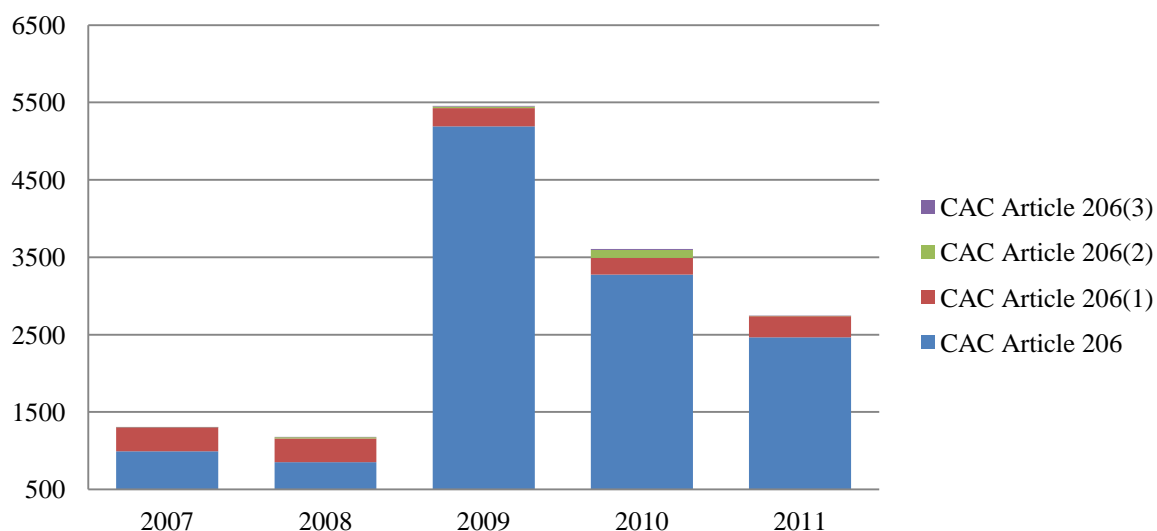


11.3.2. Number of aliens with respect to whom administrative offence protocols have been drawn up on the basis of administrative offences provided in the Code on Administrative Offences (CAC) from 2007 to 2011, by offences

Administrative offence	Number of protocols				
	2007	2008	2009	2010	2011
CAC Article 206 (violation of the procedure of aliens' entry / stay / passing in transit through/ exit from the Republic of Lithuania)	993	850	5 192	3 277	2 465
CAC Article 206¹ (damage to or loss of a permanent residence permit, stateless person's travel document, refugee's travel document or alien's passport)	310	309	233	212	274
CAC Article 206² (accommodating an alien having no passport or equivalent document, travel document, visa of the Republic of Lithuania, temporary / permanent residence permit in the Republic of Lithuania)	1	16	21	107	4
CAC Article 206³ (employment of or creating conditions for engagement in other activities in order to earn income for subsistence for aliens having no work permit or permanent residence permit in the Republic of Lithuania)	1	4	11	9	4
In total	1 305	1 179	5 457	3 605	2 747

Source. 2007-2008 data from Migration Units of Territorial Police Offices data (according to the data of the State Border Guard Service under the Ministry of the Interior, in 2008, administrative offence protocols under CAC 206² were drawn in respect of 117 persons, 106 of whom were citizens of the Republic of Lithuania), 2009-2010 data from Migration Units of Territorial Police Offices and the State Border Guard Service under the Ministry of the Interior.

Number of drawn up administrative offence protocols 2007-2011



11.4. Aliens obliged to depart and expelled aliens

11.4.1. Number of aliens obliged to depart from the Republic of Lithuania from 2007 to 2011, by nationality

Citizenship	Number of aliens				
	2007	2008	2009	2010	2011
European states, including:	593	542	819	938	1 111
- Belarusian	141	140	285	358	470
- Russian	202	143	343	399	509
- Ukrainian	142	130	99	121	82
North American states	5	4	5	6	9
Central and South American states	9	-	2	1	1
Australian and Oceania states	2	1	-	-	1
African states	11	5	8	4	11
Asian states, including:	277	206	200	237	483
- Kazakh	80	52	74	69	141
Stateless persons	1	1	1	2	2
In total	898	759	1 035	1 188	1 618

Source. 2007–2009 m. – Migration Units of Territorial Police Offices and State Border Guard Service under the MoI, 2010–2011 m. – Aliens' Register data.

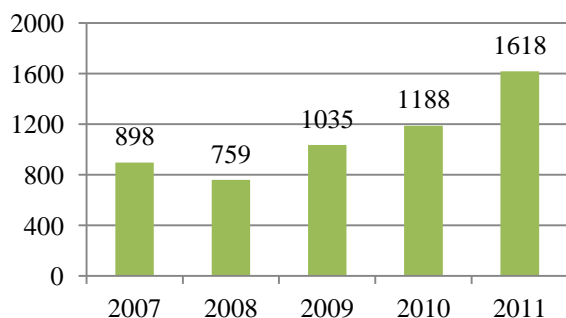
2007-2009 data from Migration Units of Territorial Police Offices and the State Border Guard Service under the Ministry of the Interior; 2010-2011 data from Aliens' Register of 2010.

11.4.2. Number of aliens expelled from the Republic of Lithuania from 2007 to 2011, by nationality

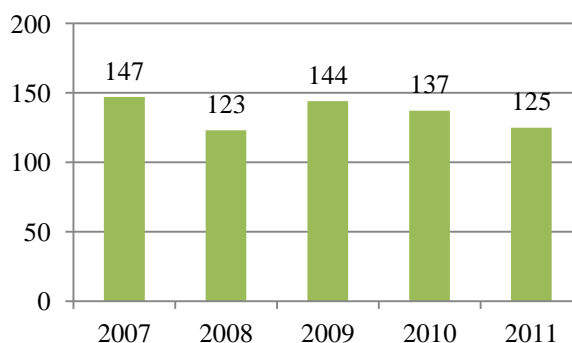
Citizenship	Number of aliens				
	2007	2008	2009	2010	2011
European states, including:	103	98	117	121	102
- Belarusian	35	34	26	19	19
- Georgian	1	4	18	29	46
- Russian	38	29	33	41	21
- Ukrainian	12	10	10	7	7
Central and South American states	-	3	-	1	-
African states	14	9	3	3	1
Asian states	19	13	24	12	22
Stateless persons	1	-	-	-	-
In total	147	123	144	137	125

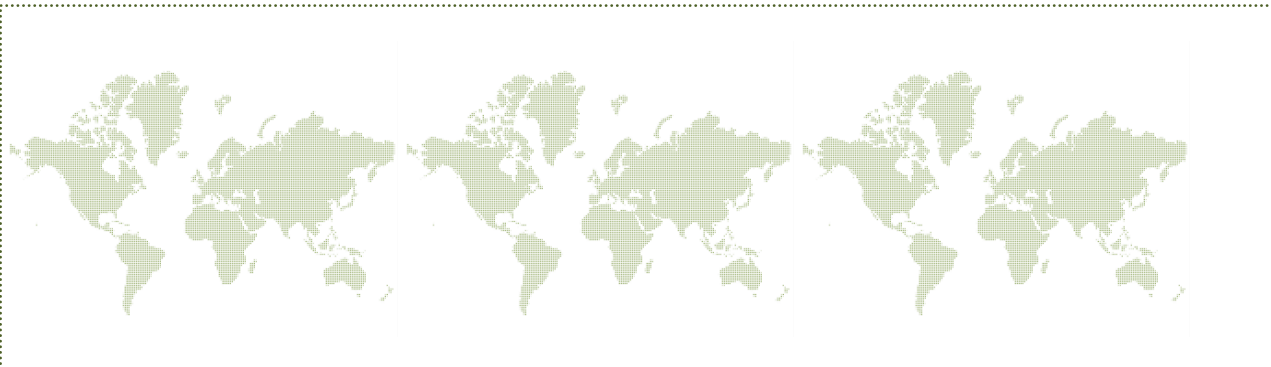
Source. Aliens' Register data.

Number of aliens obliged to depart from the Republic of Lithuania from 2007 to 2011



Number of aliens expelled from the Republic of Lithuania from 2007 to 2011





12

CITIZENSHIP OF THE REPUBLIC OF LITHUANIA

12.1. Granting of citizenship of the Republic of Lithuania

12.1.1. Granting of citizenship of the Republic of Lithuania in 2011, by grounds for granting citizenship

12.1.2. Number of persons granted citizenship of the Republic of Lithuania by way of naturalization

12.1.3. Granting of citizenship of the Republic of Lithuania by way of naturalization. Flow Chart

12.1.4. Granting of citizenship of the Republic of Lithuania by a simplified procedure. Flow Chart

12.1.5. Number of persons to whom the citizenship of the Republic of Lithuania was restored from 2007 to 2011, by reasons

12.1.6. Restoration of citizenship of the Republic of Lithuania under the Article 21 (2 and 3) of the Law on Citizenship of the Republic of Lithuania.

12.1.7. Restoration of citizenship of the Republic of Lithuania under the Article 21 (4) of the Law on Citizenship of the Republic of Lithuania. Flow Chart

12.2. Taking an oath to the Republic of Lithuania

12.2.1. Taking of the oath by a person in the Ministry of the Interior. Flow Chart

12.2.2. Taking of the oath by a person in a consular post. Flow Chart

12.3. Loss and renouncement of citizenship of the Republic of Lithuania

12.3.1. Number of persons who lost citizenship of the Republic of Lithuania from 2007 to 2011

12.3.2. Loss of citizenship of the Republic of Lithuania due granting of citizenship another state. Flow Chart

12.3.3. Renouncing citizenship of the Republic of Lithuania. Flow Chart

12.4. Retention of the right to citizenship of the Republic of Lithuania

12.4.1. Number of passed decisions on retention of the right of aliens to citizenship of the Republic of Lithuania

12.4.2. Number of issued certificates for retention of the right to citizenship of the Republic of Lithuania

12. CITIZENSHIP OF THE REPUBLIC OF LITHUANIA

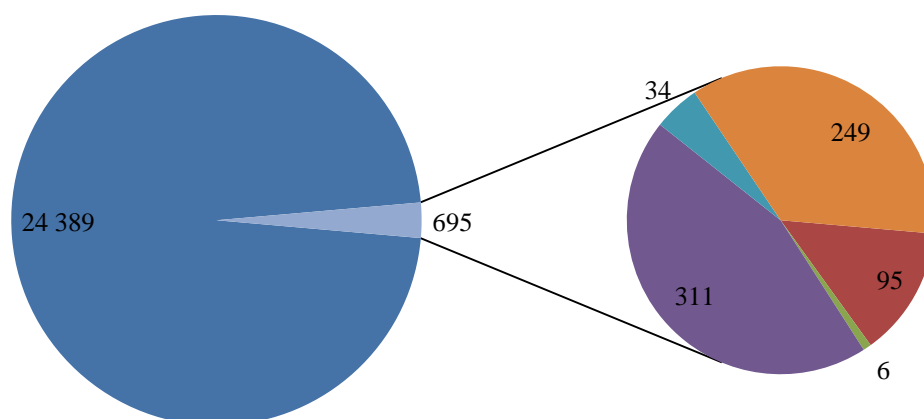
12.1. Granting of citizenship of the Republic of Lithuania

12.1.1. Granting of citizenship of the Republic of Lithuania in 2011, by grounds for granting citizenship

Grounds for granting the citizenship of the Republic of Lithuania	Number of persons
by way of birth (since 2011-04-01)	24 389
by restoration procedure (since 2011-04-01)	95
by facilitated procedure (since 2011-04-01)	6
by way of naturalization	311
by way of exception	-
by way of restoration	34
by establishing the fact of holding the citizenship of the Republic of Lithuania	249
In total	25 084

Source. Residents' Register, Chancellery of the President of the Republic of Lithuania, the Migration Department under the MoI data.

Granting of the citizenship of the Republic of Lithuania in 2011



- by way of birth (since 2011-04-01)
- by restoration procedure (since 2011-04-01)
- by facilitated procedure (since 2011-04-01)
- by way of naturalization
- by way of restoration
- by establishing the fact of holding the citizenship of the Republic of Lithuania

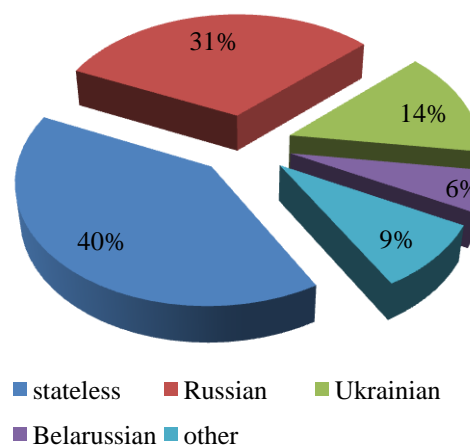
12.1.2. Number of persons granted citizenship of the Republic of Lithuania by way of naturalization

Citizenship of persons applying for the citizenship of the Republic of Lithuania (at the moment of application)	Number of persons				
	2007	2008	2009	2010	2011
Afghan	-	-	-	-	2
Albanian	-	-	1	-	1
Armenian	9	2	4	2	6
Azerbaijani	2	-	1	1	-
Belarusian	31	10	12	11	17
Stateless persons	184	128	106	78	125
Bolivian	-	-	-	-	-
Georgian	-	1	1	1	-
Indian	-	-	2	-	-
Israeli	1	-	1	-	-
Kazakh	4	3	3	2	5
Chinese	-	-	1	-	3
Kyrgyz	-	-	-	1	-
Latvian	-	1	-	2	-
Polish	2	2	1	-	-
Lebanese	-	3	1	-	4
Macedonian	-	-	1	-	-
Mauritanian	-	-	-	-	1
Mexican	-	1	-	-	-
Moldovan	3	1	-	1	3
Nigerian	-	-	1	-	-
Pakistani	-	-	-	-	1
South Korean	1	-	-	-	-
Russian	113	54	49	43	97
Suriname	-	-	1	-	-
Turkish	-	-	-	1	1
Turkmen	-	-	-	-	1
Ukrainian	20	31	27	19	44
Uzbek	-	3	1	-	-
In total	370	240	214	162	311

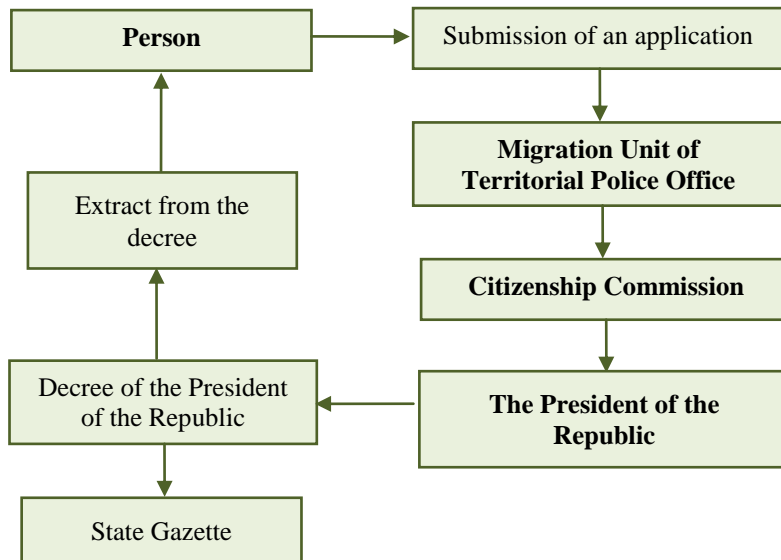
Source. Chancellery of the President of the Republic of Lithuania data.



Number of persons granted citizenship of the Republic of Lithuania in 2011

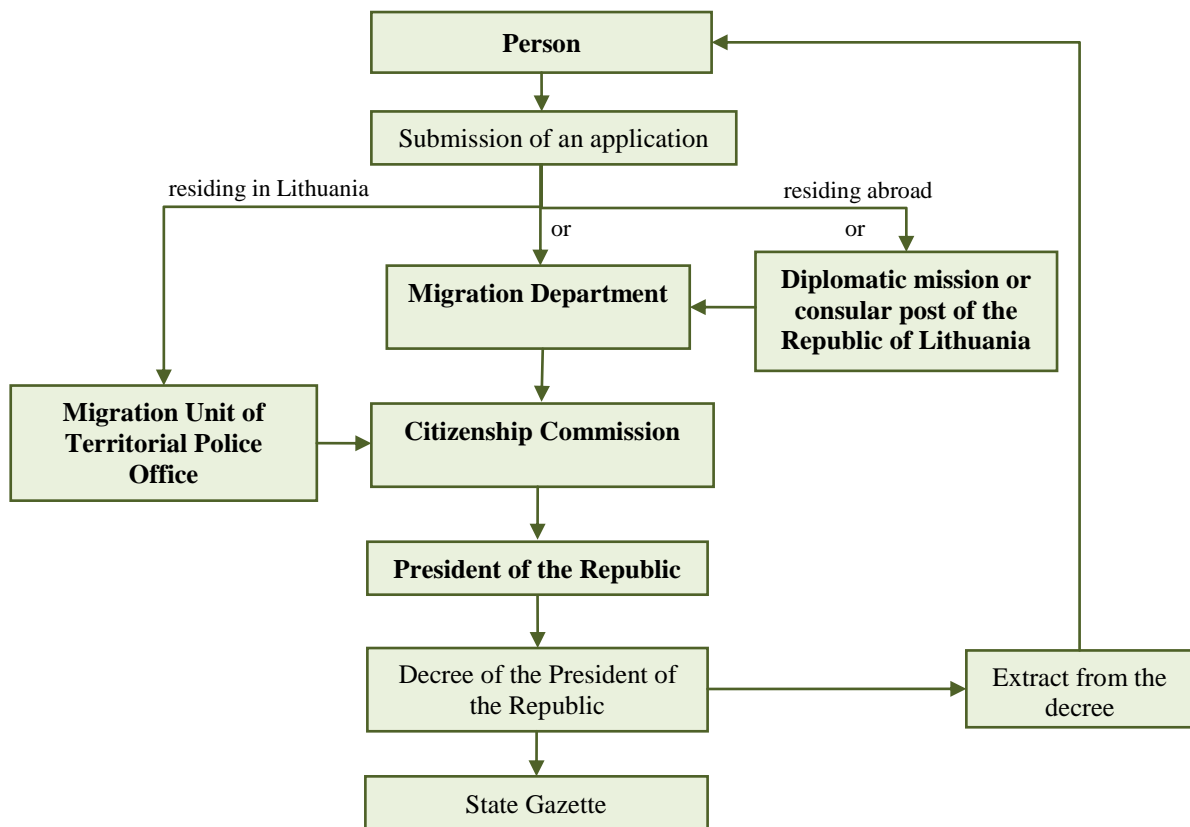


12.1.3. Granting of citizenship of the Republic of Lithuania by way of naturalization. Flow Chart
(in force from 2011-04-01)



Note. A person who is granted citizenship of the Republic of Lithuania by way of naturalization, becomes a citizen of and acquires rights, freedoms, and obligations of a citizen of the Republic of Lithuania only after taking an oath of allegiance to the Republic of Lithuania.

12.1.4. Granting of citizenship of the Republic of Lithuania by a simplified procedure. Flow Chart
(in force from 2011-04-01)



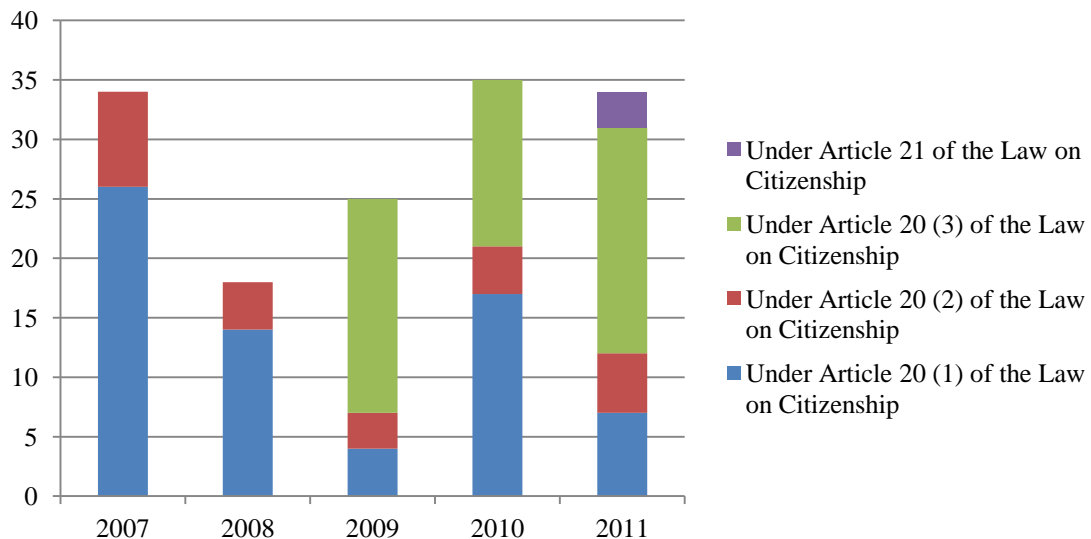
Note. A person who is granted citizenship of the Republic of Lithuania by way of simplified procedure, becomes a citizen of and acquires rights, freedoms, and obligations of a citizen of the Republic of Lithuania only after taking an oath of allegiance to the Republic of Lithuania.

12.1.5. Number of persons to whom the citizenship of the Republic of Lithuania was restored from 2007 to 2011, by reasons

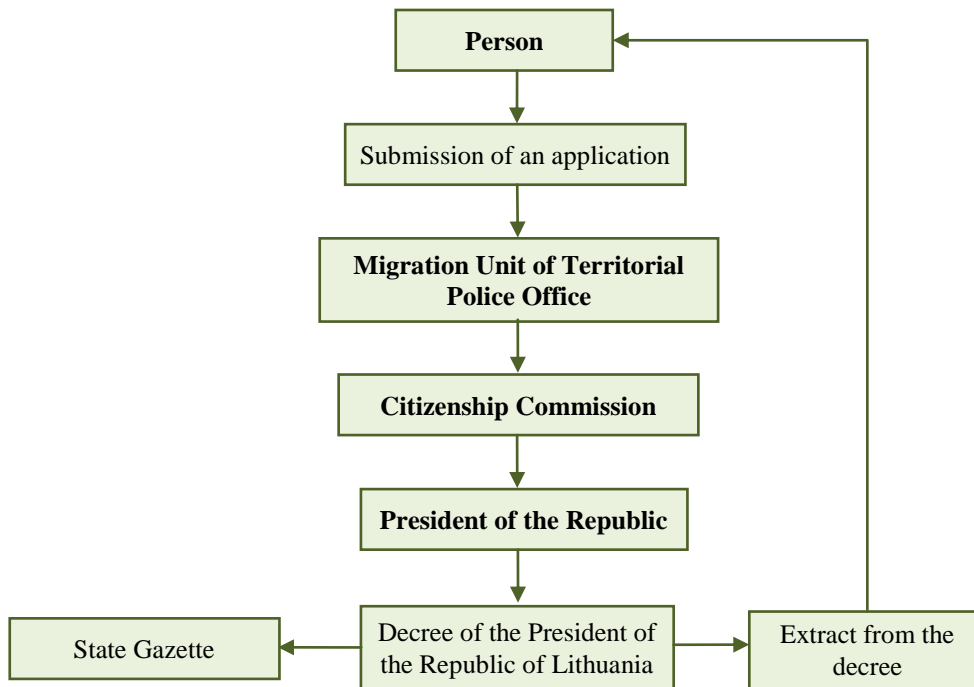
Grounds for restoring citizenship of the Republic of Lithuania	2007	2008	2009	2010	2011
Under Article 20 (1) of the Law on Citizenship (until 2011-04-01)	26	14	4	17	7
Under Article 20 (2) of the Law on Citizenship (until 2011-04-01)	8	4	3	4	5
Under Article 20 (3) of the Law on Citizenship (until 2011-04-01)	-	-	18	14	19
Under Article 21 of the Law on Citizenship (in force from 2011-04-01)	-	-	-	-	3
In total	34	18	25	35	34

Source. Chancellery of the President of the Republic of Lithuania, the Migration Department under the MoI data.

Number of persons to whom citizenship of the Republic of Lithuania has been restored

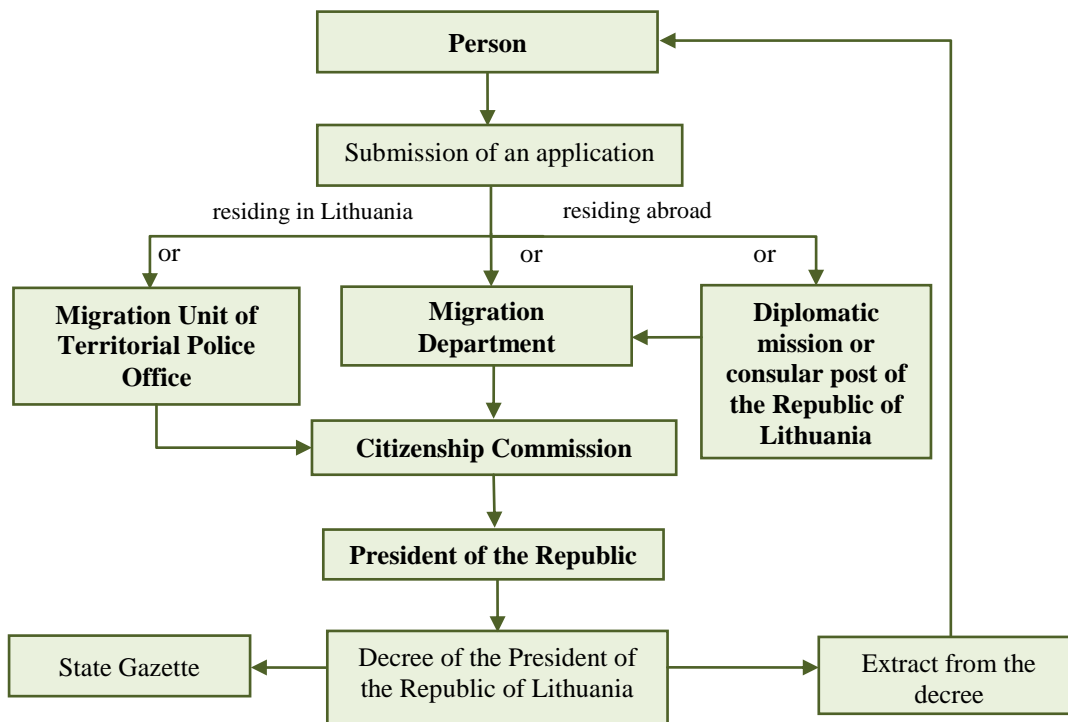


12.1.6. Restoration of citizenship of the Republic of Lithuania under the Article 21 (2 and 3) of the Law on Citizenship of the Republic of Lithuania.
(in force from 2011-04-01)



Note. A person who is granted citizenship of the Republic of Lithuania by way of restoration, becomes a citizen of and acquires rights, freedoms, and obligations of a citizen of the Republic of Lithuania only after taking an oath of allegiance to the Republic of Lithuania.

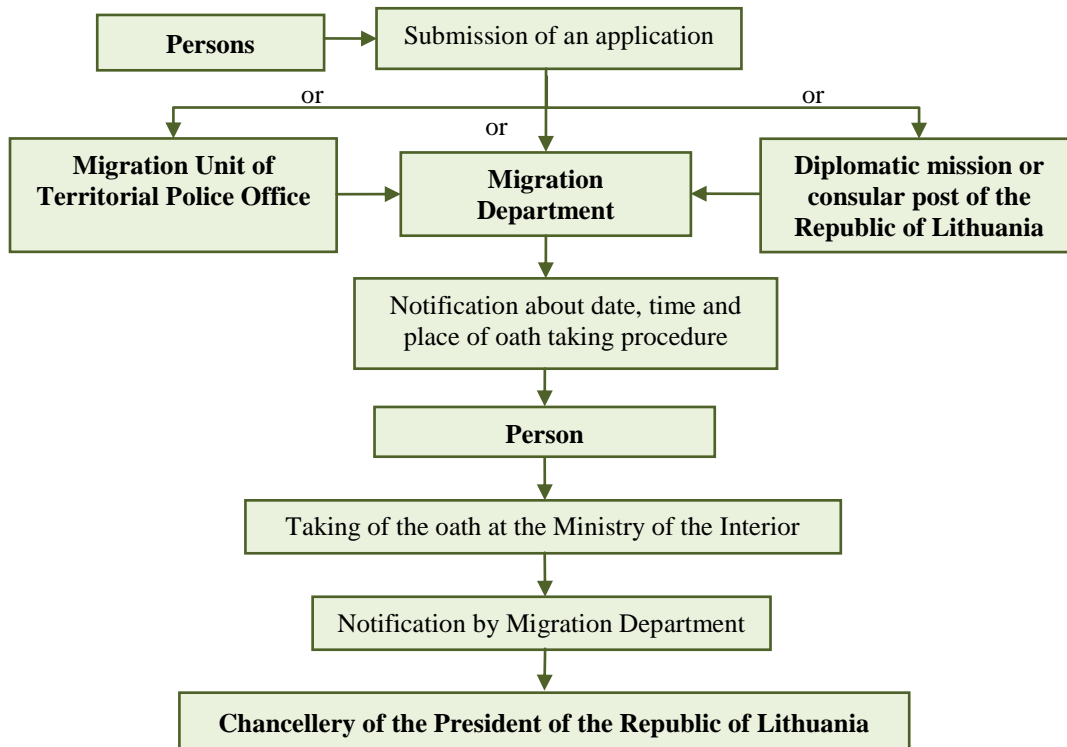
12.1.7. Restoration of citizenship of the Republic of Lithuania under the Article 21 (4) of the Law on Citizenship of the Republic of Lithuania. Flow Chart
(in force from 2011-04-01)



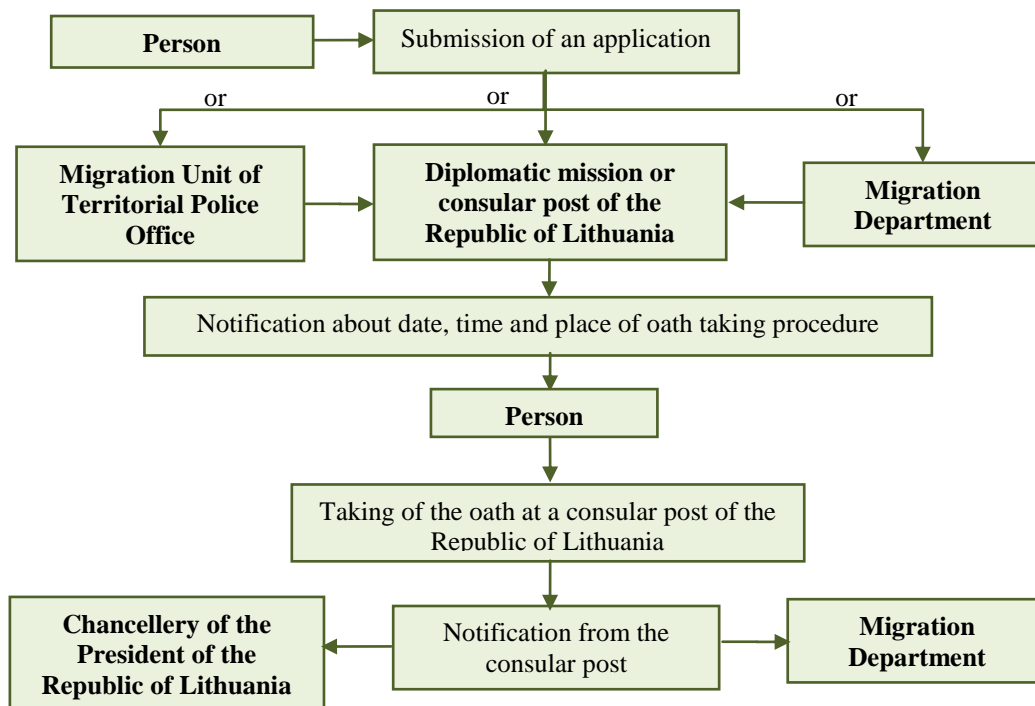
Note. A person who is granted citizenship of the Republic of Lithuania by way of restoration, becomes a citizen of and acquires rights, freedoms, and obligations of a citizen of the Republic of Lithuania only after taking an oath of allegiance to the Republic of Lithuania.

12.2. Taking an oath to the Republic of Lithuania

12.2.1. Taking of the oath by a person in the Ministry of the Interior. Flow Chart (in force from 2011-04-01)



12.2.2. Taking of the oath by a person in a consular post. Flow Chart (in force from 2011-04-01)

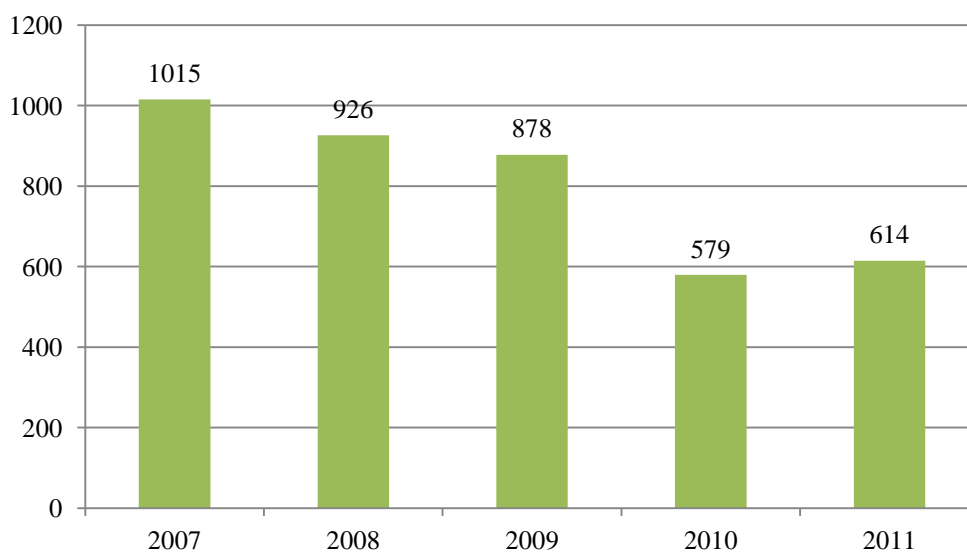


12.3. Loss and renouncement of citizenship of the Republic of Lithuania

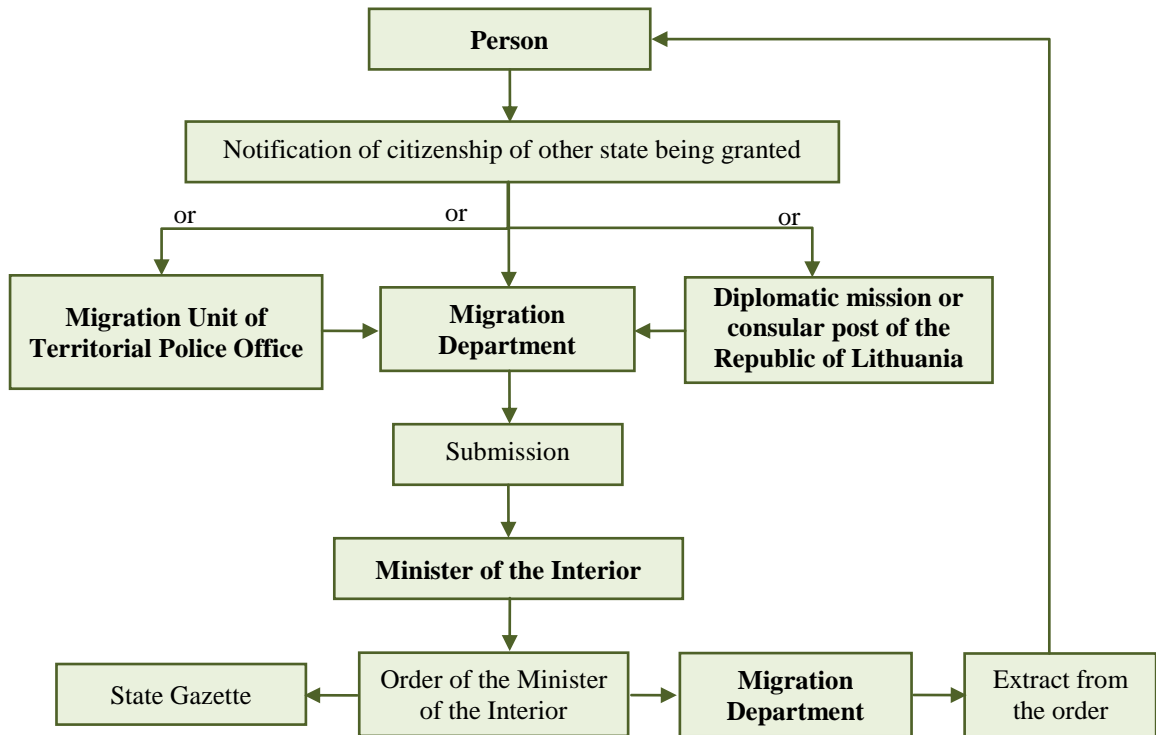
12.3.1. Number of persons who lost citizenship of the Republic of Lithuania from 2007 to 2011

Reason of loss of the citizenship of the Republic of Lithuania	Number of persons				
	2007	2008	2009	2010	2011
Refusing Lithuanian citizenship	280	121	94	60	71
Acquiring citizenship of another State	610	647	784	519	543
A person lawfully decided on the nationality of the Republic of Lithuania until 4 November 1991 according to the Law on Citizenship (3 November 1989), resides in a foreign state and did not apply for the issue of a document confirming the citizenship of the Republic of Lithuania to the institutions empowered by the Minister of the Interior or Consular Offices abroad until 31 December 2003 (this ground is not in force since 22 July 2008)	123	158	-	-	-
Children under 14, if both parents lose citizenship of the Republic of Lithuania (this ground is not in force since 1 April, 2011)	2	-	-	-	-
In total	1 015	926	878	579	614

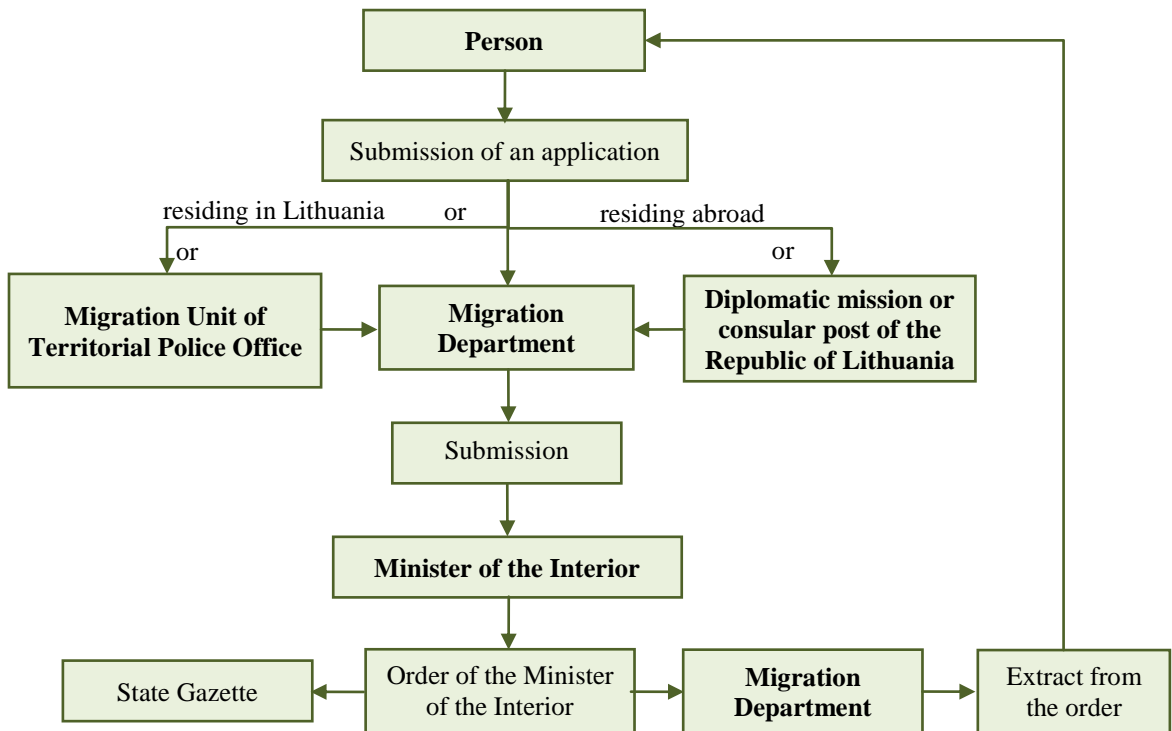
Source. The Migration Department under the MoI data.



12.3.2. Loss of citizenship of the Republic of Lithuania due granting of citizenship another state. Flow Chart
(in force from 2011-04-01)



12.3.3. Renouncing citizenship of the Republic of Lithuania. Flow Chart
(in force from 2011-04-01)

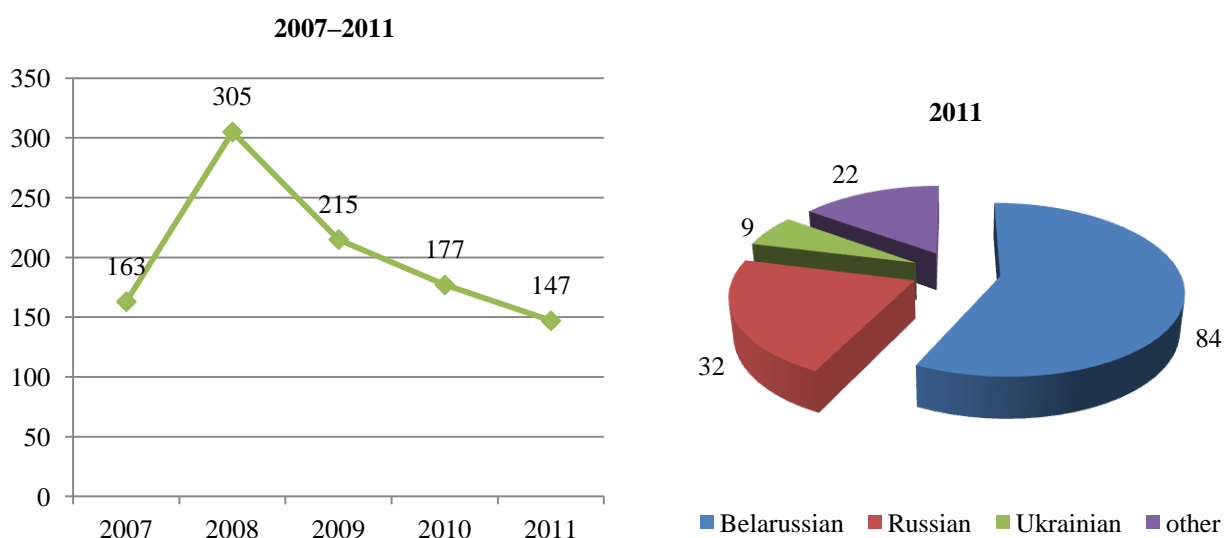


12.4. Retention of the right to citizenship of the Republic of Lithuania

12.4.1. Number of passed decisions on retention of the right of aliens to citizenship of the Republic of Lithuania

Citizenship	2007	2008	2009	2010	2011
Argentinian	1	-	1	-	-
Australian	2	-	-	-	-
Azerbaijani	1	-	3	1	-
Belarusian	78	141	102	93	84
Stateless persons	-	1	1	-	1
Brazilian	1	1	1	7	1
British	1	-	-	-	-
Georgian	2	5	2	2	-
Israeli	4	8	8	1	6
American	2	2	-	1	3
Canadian	-	1	1	-	-
Kazakh	2	2	4	2	5
Kyrgyz	1	-	-	-	-
Latvian	1	-	-	1	-
Polish	2	2	-	-	-
Moldovan	-	-	-	-	5
Dutch	1	-	-	-	-
Norwegian	-	1	-	-	-
South African	1	-	-	-	-
French	-	1	-	-	-
Russian	57	104	71	54	32
Swiss	-	1	-	-	-
Ukrainian	2	17	11	12	9
Uruguayan	-	16	9	3	-
Uzbek	-	-	1	-	1
German	4	2	-	-	-
In total	163	305	215	177	147

Source. The Migration Department under the MoI data.

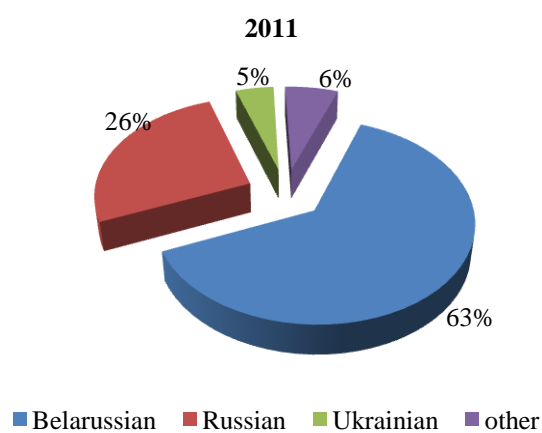
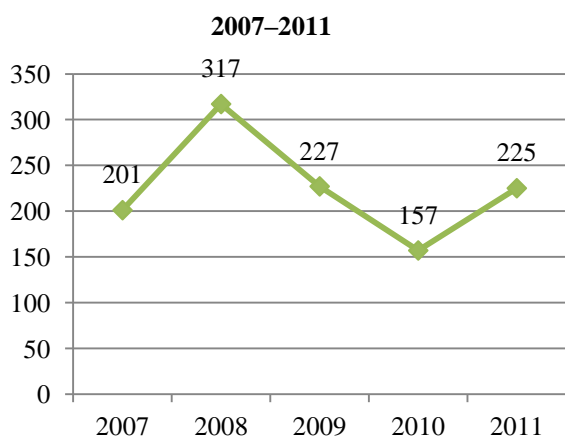


12.4.2. Retention of the right to citizenship of the Republic of Lithuania

Citizenship	2007	2008	2009	2010	2011
Azerbaijani	1	-	3	1	-
Belarusian	111	166	110	95	142
Stateless persons	-	-	-	-	3
Brazilian	-	1	1	3	1
Georgian	2	5	1	-	1
Israeli	1	8	5	1	3
USA	-	-	-	-	1
Kazakh	1	3	4	3	3
Kyrgyz	1	-	-	-	-
Latvian	1	-	-	1	-
Polish	-	1	-	-	-
Dutch	1	-	-	-	-
French	-	1	-	-	-
Russian	76	105	78	43	59
Swiss	-	1	-	-	-
Ukrainian	2	20	10	10	10
Uruguayan	-	5	14	-	1
Uzbek	-	-	1	-	1
German	4	1	-	-	-
In total	201	317	227	157	225

Note. This number includes only Certificates of retention of the right to citizenship of the Republic of Lithuania issued for the first time.

Source. The Migration Department under the MoI data.





13

REPRESENTATION IN COURT SESSIONS AND MEETINGS OF THE SUPREME COMMISSION ON ADMINISTRATIVE DISPUTES

13.1. Data on representation in Court sessions within the competence of the Migration Department in 2011, by nationality of persons that have lodged complaints (applications)

13.2. Data on participation in Court sessions within the competence of the Migration Department in 2011, by content of complaints (applications)

13. REPRESENTATION IN COURT SESSIONS AND MEETINGS OF THE SUPREME COMMISSION ON ADMINISTRATIVE DISPUTES

13.1. Data on representation in Court sessions within the competence of the Migration Department in 2011, by nationality of persons that have lodged complaints (applications)

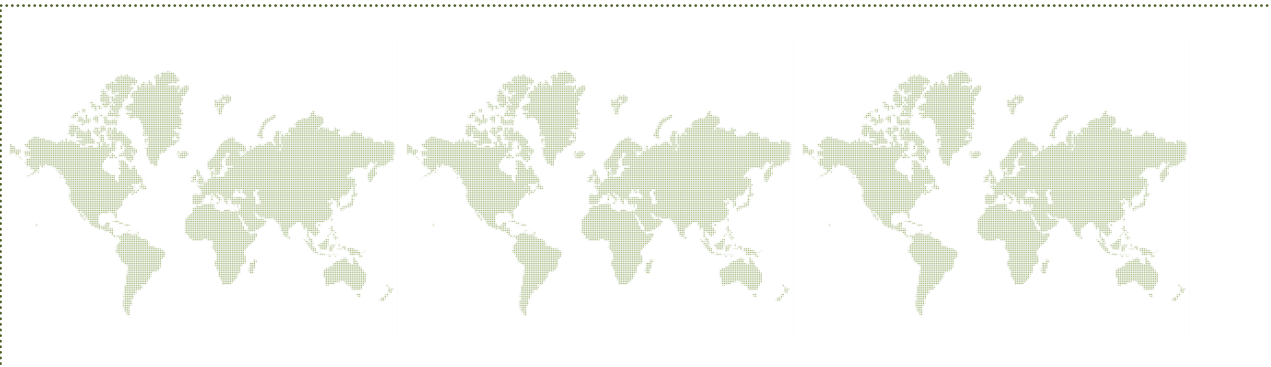
Citizenship	Participated in Court sessions			Participation in administrative / civil case as concerned / third person			Upheld decisions of the Migration Department			Decisions to revoke the decision of the Migration Department / Regional Administrative Court and return case to the Migration Department / Regional Administrative Court for repeatedly examination			Decisions to revoke (revoke partially) the decision of the Migration Department		
	VRAC	SACL	In total	VRAC	SACL	In total	VRAC	SACL	In total	VRAC	SACL	In total	VRAC	SACL	In total
Stateless person	4	1	5	1	1	2									
Afghan	1	1	2	1	1	2									
Armenian	5	3	8	4	2	6							1	1	
Belarusian	11	4	15	8	4	12	1		1						
Georgian	137	9	146	60	8	68							77	1	78
Indian	3		3	3		3									
Israeli	1		1	1		1									
Canadian	1		1				1		1						
Kazakh	2		2	2		2									
Kyrgyz	6		6	5		5							1		1
Kosovo	1		1	1		1									
Cuban	3	2	5	2	1	3	1	1	2						
Lithuanian	1	2	3	1	1	2					1	1			
South African		1	1					1	1						
Russian	30	25	55	14	22	36	2	3	5	2		2	10		10
Tajik	3	2	5	2	2	4							1		1
Turkish	7		7	2		2	1		1						
Ukrainian	1		1	1		1									
Sri Lankan	1		1	1		1									
Vietnamese		2	2		2	2									
In total	218	52	270	109	44	153	6	5	11	2	1	3	89	2	91

Source. The Migration Department under the MoI data.

13.2. Data on participation in Court sessions within the competence of the Migration Department in 2011, by content of complaints (applications)

Subject of the complaint (application)	Court decision of general competence, unrelated to rights and obligations of the Migration Department	Vilnius Regional Administrative Court			Supreme Administrative Court of Lithuania		
		Decision of the Migration Department is upheld	Decision to terminate an administrative case and claims untried	Decision of the Migration Department is revoked	Decision of the Migration Department is upheld	Decision to terminate an administrative case and claims untried	Decision of the Migration Department is revoked
Participation of MD in administrative cases as a respondent regarding:							
decisions concerning the citizenship of the Republic of Lithuania		4		1	3		2
regarding the prohibition to enter the territory of the Republic of Lithuania		2					
revoking of the decision to expel an alien from the Republic of Lithuania		2		1	1		
visa issue		2					
refusal to issue a permanent residence permit		4					2
not granting asylum		83	89	2	38	2	2
decision to refuse a replacement of a temporary residence permit / withdrawal of a temporary residence permit		12		4	2		
Participation of MD in administrative / civil cases as concerned / third person:							
regarding establishment of facts of legal significance	12						
In total	12	109	89	8	44	2	6

Source. The Migration Department under the MoI data.



14

CONSULAR FEE, STATE DUTY, AND FINES

14.1. Collection of the Consular fee for the issue of visas, other documents and provided consular services

14.2. Collection of state duty

14.3. Fines for Administrative offences in accordance with Articles of the Administrative Offences Code

14. CONSULAR FEE, STATE DUTY, AND FINES

14.1. Collection of the Consular fee for the issue of visas, other documents and provided consular services

(in thousands Lt)

Object of the consular fee	2007	2008	2009	2010	2011
For the issue of visa	25 129,2	28 454,9	30 517,0	35 184,2	44 748,1
For the issue of a facilitated transit document	58,2	94,5	102,9	180,4	216,0
For other consular services	2 181,0	3 460,6	3 504,9	7 069,6	7 064,9
In total	27 368,4	32 010,0	34 124,8	42 434,2	52 029,0

Source. Consular Department of the Ministry of Foreign Affairs data.

14.2. Collection of state duty

(in thousands Lt)

Object of the duty	Collected state duty				
	2007	2008	2009	2010	2011
Issue / replacement of a personal identity card	2 089,0	3 101,1	20 748,0	21 696,2	8 778,6
Issue / replacement of a passport	10 830,2	23 849,1	21 890,8	23 914,3	29 556,7
Examination of applications concerning citizenship of the Republic of Lithuania	-	-	-	-	7,2
Issue of the certificate of retaining of the right to Lithuanian citizenship	2,6	2,7	1,4	2,0	4,0
Issue of a temporary certificate	15,6	0,2	-	-	-
Issue of the certificate of declaration of the place of residence	203,5	-	-	-	-
Issue/replacement of a permanent residence permit	200,1	426,4	293,1	363,5	266,6
Issue/replacement of a temporary residence permit and issue/renewal of an EC residence permit	1 523,9	2 856,2	2 503,4	2 523,4	2 937,5
Issue of a visa of the Republic of Lithuania, extension of the period of validity	392,4	350,0	334,3	347,3	430,4
Issue / replacement / renewal of a stateless person's travel document	38,2	54,4	56,8	76,8	47,7
Issue of an invitation to a natural / legal person	841,9	245,4	32,6	1 514,2	1 731,3
Issue / replacement / renewal of a refugee's travel document	0,4	0,4	1,0	1,5	1,1
Issue / replacement / renewal of alien's passport	2,0	5,0	4,0	5,2	4,2
Other services	50,5	18,6	246,4	30,4	52,3
In total	16 190,3	30 909,5	46 111,8	50 474,8	43 817,6

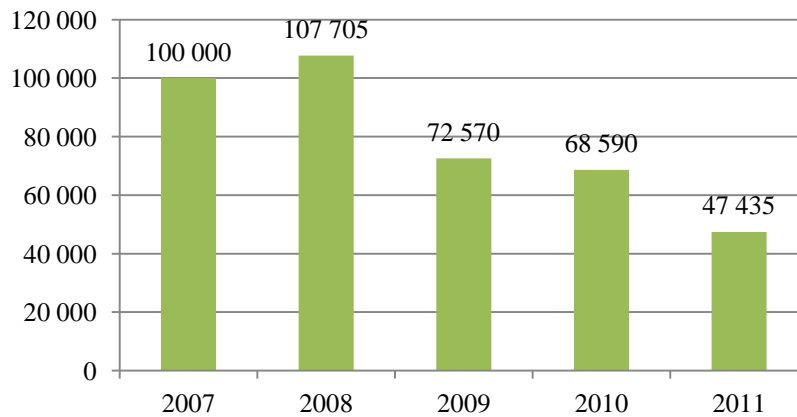
Sources. Migration Department under the MoI, Migration Units of Territorial Police Offices, State Border Control Service under the MoI data.

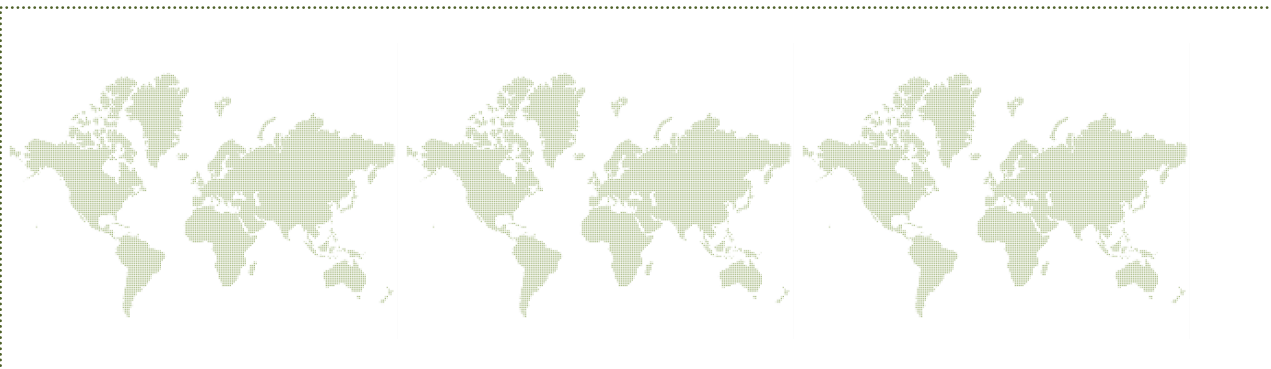
14.3. Fines for Administrative offences in accordance with Articles of the Administrative Offences Code

(In thousd. Lt)

AOC Articles	Paid fines				
	2007	2008	2009	2010	2011
Article 200	5 965	8 445	10 580	4 265	2 465
Article 200 ²	-	-	2 305	-	-
Article 201 ¹	15 810	-	-	-	-
Article 201 ²	-	915	-	-	-
Article 204	-	-	150	400	50
Article 204 ¹	600	720	300	750	50
Article 206	61 525	68 225	40 350	31 450	32 310
Article 206 ¹	7 000	8 700	850	4 925	8 060
Article 206 ²	3 100	4 800	2 035	2 100	-
Article 206 ³	6 000	15 900	16 000	24 700	4 500
In total	100 000	107 705	72 570	68 590	47 435

Source. Migration Units of Territorial Police Offices data.





APPENDICES

Appendix 1. List of abbreviations used in the publication

Appendix 2. List of issued documents

Appendix 3. More detailed data tables

Number of aliens residing in the Republic of Lithuania as of the beginning of 2012, by types of documents confirming their legal status in the Republic of Lithuania and nationality

Number of temporary residence permits (TRP) issued or replaced to aliens in 2011, by nationality

Number of aliens issued permanent residence permits (PRP) in 2011, by nationality

Number of aliens with replaced permanent residence permits (PRP) in 2011, by nationality

Number of aliens prohibited from entry to the Republic of Lithuania in 2011, by nationality

Number of aliens detained for illegal entry and/or stay on the territory of the Republic of Lithuania or subject to alternative detention measures in 2011, by country of origin

Number of aliens who were detained for more than 48 hours for illegal entry to and (or) stay in the territory of the Republic of Lithuania in 2011, by country of origin, by country of origin

Number of aliens obliged to depart from the Republic of Lithuania, by nationality in 2011, by nationality

Number of aliens expelled from the Republic of Lithuania in 2011, by nationality

Appendix 1. List of abbreviations used in the publication

- AOC – Administrative Offences Code
- EC – European Community
- EFTA – European Free Trade Association
- EU – European Union
- TRP – Temporary residence permit of the Republic of Lithuania
- PRP – Permanent Residence permit of the Republic of Lithuania
- PLTR – Permit of a long-term resident of the Republic of Lithuania to reside in the European Community (permanent residence permit)
- SACL – Supreme Administrative Court of Lithuania
- FTD – Facilitated Transit Document
- FRTD – Facilitated Railway Transit Document
- VRAC – Vilnius Regional Administrative Court
- MoI – the Ministry of the Interior of the Republic of Lithuania

Appendix 2. List of issued documents

PERSONAL IDENTITY CARD



PASSPORT OF THE REPUBLIC OF LITHUANIA



PERMIT TO THE FAMILY MEMBER OF AN EU MEMBER STATE NATIONAL TO RESIDE IN THE REPUBLIC OF LITHUANIA

Before 9 January, 2012



After 9 January, 2012



PERMIT TO THE FAMILY MEMBER OF AN EU MEMBER STATE NATIONAL TO RESIDE (CONTINUOUSLY) IN THE REPUBLIC OF LITHUANIA

Before 9 January, 2012



After 9 January, 2012



TEMPORARY RESIDENCE PERMIT OF THE REPUBLIC OF LITHUANIA

Before 9 January, 2012



After 9 January, 2012



CERTIFICATE OF RETENTION OF THE RIGHT TO CITIZENSHIP OF THE REPUBLIC OF LITHUANIA



ALIEN'S REGISTRATION CERTIFICATE



SCHENGEN VISA / NATIONAL VISA



FACILITATED TRANSIT DOCUMENT



FACILITATED RAILWAY TRANSIT DOCUMENT



Appendix 3. More detailed data tables

Number of aliens residing in the Republic of Lithuania as of the beginning of 2012, by types of documents confirming their legal status in the Republic of Lithuania and nationality

Citizenship	In total	Certificate confirming the right of EU citizen to reside in the Republic of Lithuania	Certificate confirming the right of EU citizen to permanently reside in the Republic of Lithuania	permit to the family member of an EU national to reside in the Republic of Lithuania	permit to the family member of an EU national to reside permanently in the Republic of Lithuania	Temporary residence permit in the Republic of Lithuania	Permit of a long-term resident of the Republic of Lithuania to reside in the EC
Afghan	33					17	16
Irish	24	23	1				
Albanian	17			3		11	3
Algerian	15			2		10	3
Angolan	1					1	
Argentinian	9			1		5	3
Armenian	378					143	235
Australian	24					18	6
Austrian	12	8	4				
Azerbaijani	204			2		109	93
Bahrain	1					1	
Belarusian	5 003			13	1	2 958	2 031
Bangladeshi	2			1			1
Stateless persons	4 314			52	6	43	4 213
Belgian	29	20	9				
Belizean	1						1
Bolivian	2					1	1
Bosnian and Herzegovian	2			1		1	
Brazilian	21					13	8
Bulgarian	139	132	7				
Congolese (Democratic Republic)	3					3	
Danish	119	95	24				
Dominican region	1					1	
Ivorian	1					1	
Egyptian	57			2		41	14
Ecuadorian	2					1	1
Eritrean	3						3
Estonian	66	45	21				
Ethiopian	6					3	3
Philippinese	7			1		4	2
Ghanaian	2					2	
Greek	21	18	3				
Grenadian	1					1	
Georgian	227			1	1	147	78
Hondurian	1					1	
Indian	155			3		144	8
Iraqi	18					17	1
Iranian	18			2		12	4
Icelandic	10	6	4				
Spanish	173	165	8				
Italian	124	95	29				

Citizenship	In total	Certificate confirming the right of EU citizen to reside in the Republic of Lithuania	Certificate confirming the right of EU citizen to permanently reside in the Republic of Lithuania	permit to the family member of an EU national to reside in the Republic of Lithuania	permit to the family member of an EU national to reside permanently in the Republic of Lithuania	Temporary residence permit in the Republic of Lithuania	Permit of a long-term resident of the Republic of Lithuania to reside in the EC
Israeli	390			2		189	199
Japanese	19					11	8
American	418			2		234	182
Jordanian	10					5	5
Yugoslavian	1						1
British	137	101	36				
Montenegrin	2					1	1
Cambodian	5					5	
Cameroonian	1					1	
Canadian	33			3		23	7
Kazakh	280					79	201
Kenyan	1			1			
Chinese	320					219	101
Cyprian	2	2					
Kyrgyz	44			3		24	17
Columbian	5			1		1	3
Congolese	3					2	1
Kosovo	9					7	2
Costa Rican	4					3	1
Croatian	4					2	2
Cuban	2					2	
Latvian	480	316	164				
Polish	504	284	220				
Lebanese	131			1		76	54
Liberian	1					1	
Libyan	1					1	
Luxembourgish	2	1	1				
Malagasy	1					1	
Macedonian	10					10	
Malaysian	2					2	
Malavian	1					1	
Maltese	4	4					
Moroccan	12			2		10	
Mauritian	1					1	
Mauritanian	1						1
Mexican	17					11	6
Moldovan	226			4		146	76
Mongolian	1						1
New Zealander	5				1	3	1
Namibian	2					1	1
Nepali	7					7	
Nigerian	58			4		49	5
Norwegian	79	65	14				
Dutch	55	40	15				
Pakistani	71			5		56	10
South African	5			3			2
Peruvian	12					9	3
South Korean	27					23	4
Portuguese	28	25	3				
French	129	103	26				

Citizenship	In total	Certificate confirming the right of EU citizen to reside in the Republic of Lithuania	Certificate confirming the right of EU citizen to permanently reside in the Republic of Lithuania	permit to the family member of an EU national to reside in the Republic of Lithuania	permit to the family member of an EU national to reside permanently in the Republic of Lithuania	Temporary residence permit in the Republic of Lithuania	Permit of a long-term resident of the Republic of Lithuania to reside in the EC
Ruandan	1					1	
Romanian	109	109					
Russian	12 446			35	1	2 392	10 018
St.Christopher's	2			1		1	
Salvadorian	1					1	
Senegalese	1					1	
Serbian	9					7	2
Serbian and Montenegrin	2			1		1	
Syrian	23					15	8
Slovakian	21	21					
Slovenian	9	9					
Somali	2						2
Finnish	71	59	12				
Tajik	20					15	5
Thai	26					26	
Togolese	2					1	1
Tunisian	16					15	1
Turkish	222			1		177	44
Turkmen	17					11	6
Ukrainian	2727			19	1	1 445	1 262
Uruguayan	6					4	2
Uzbek	104			1		39	64
Venezuelan	1			1			
Hungarian	6	4	2				
Vietnamese	121					18	103
German	411	291	120				
Czech	18	16	2				
Chilean	2					1	1
Sri Lankan	34					34	
Swedish	88	69	19				
Swiss	11	6	5				
In total	31 338	2 132	749	174	11	9 130	19 142

Number of temporary residence permits (TRP) issued or replaced to aliens in 2011, by nationality

Citizenship	In total	Issued TPR	Replaced TPR	Citizenship	In total	Issued TPR	Replaced TPR
Afghan	19	13	6	Congolese	2	2	
Albanian	13	3	10	Kosovo	7	4	3
Algerian	12	4	8	Costa Rican	3	1	2
Angolan	1	1		Croatian	3	2	1
Argentinian	5	2	3	Cuban	2	1	1
Armenian	168	63	105	Lebanese	96	27	69
Australian	17	6	11	Liberian	1	1	
Azerbaijani	141	80	61	Libyan	1	1	
Bahreinian	1		1	Malagasy	1		1
Belarusian	3 382	1 016	2 366	Macedonian	10	3	7
Bangladeshi	1	1		Malaysian	2		2
Stateless persons	49	17	32	Malavian	1		1
Bolivian	1		1	Moroccan	10	3	7
Bosnian and Herzegovian	1	1		Mauritian	1		1
Brazilian	16	5	11	Mexican	14	5	9
Bhutanese	1	1		Moldovan	169	43	126
Chilean	1	1		Namibian	1		1
Congolese (Democratic Republic)	4	4		Nepali	10	4	6
Dominican region	1	1		Nigerian	62	38	24
Ivorian	1	1		New Zealander	3		3
Egyptian	47	25	22	Pakistani	64	32	32
Ecuadorian	1		1	Peruvian	12	1	11
Eritrean	1	1		South Korean	34	15	19
Ethiopian	4	2	2	Ruandan	1		1
Philippine	8	6	2	Russian	2 693	929	1 764
Ghanaian	2	1	1	Salvadorian	2		2
Grenadian	1		1	Senegalese	1		1
Georgian	160	72	88	Serbian	13	9	4
Hondurian	1	1		Serbian and Montenegrin	1		1
Indian	174	90	84	Syrian	16	7	9
Iraqi	17	11	6	St.Christopher	1		1
Iranian	14	6	8	Somali	1		1
Israeli	217	37	180	Sri Lankan	40	32	8
Japanese	12	4	8	Tajik	18	8	10
USA	259	85	174	Thai	30	18	12
Jordanian	8	6	2	Togolese	1		1
Montenegrin	2		2	Tunisian	17	3	14
Cambodian	6		6	Turkish	237	70	167
Cameroonian	2		2	Turkmen	11	5	6
Canadian	31	8	23	Ukrainian	1 602	581	1 021
Kazakh	83	36	47	Uruguayan	4		4
Chinese	250	92	158	Uzbek	41	10	31
Kyrgyz	26	13	13	Vietnamese	20	2	18
Columbian	1		1	In total	10 421	3 573	6 848

Number of aliens issued permanent residence permits (PLTR) in 2011, by nationality

Citizenship	Number of issued PLTR
Afghan	2
Albanian	1
Argentinian	1
Armenian	32
Australian	1
Azerbaijani	4
Belarusian	69
Stateless persons	67
Brazilian	2
Egyptian	8
Philippinese	1
Georgian	3
Indian	2
Israeli	14
Japanese	1
USA	8
Jordanian	1
Kazakh	8
Chinese	12
Lebanese	5
Mexican	2
Moldovan	5
Pakistani	4
Russian	198
Syrian	1
Somali	1
Togolese	1
Turkish	10
Ukrainian	46
Uzbek	1
Vietnamese	2
In total	513

Number of aliens with replaced permanent residence permits (PLTR) in 2011, by nationality

Citizenship	Number of replaced PLTR
Afghan	2
Algerian	1
Argentinian	1
Armenian	59
Azerbaijani	11
Belarusian	418
Stateless persons	857
Brazilian	1
Chiles	1
Georgian	16
Indian	1
Israeli	33
Japanese	1
American	17
Kazakh	35
Chinese	15
Kyrgyz	1
Columbian	2
Kosovo	1
Croatian	1
Lebanese	6
Mexican	1
Moldovan	11
Mongolian	1
Namibian	1
Nigerian	1
Pakistani	1
South Korean	2
Russian	1 303
Serbian	1
Somali	1
Turkish	4
Turkmen	1
Ukrainian	204
Uzbek	13
Vietnamese	17
In total	3 042

Number of aliens prohibited from entry to the Republic of Lithuania in 2011, by nationality

Alien's citizenship	Number of aliens	Alien's citizenship	Number of aliens
Armenian	21	Chinese	7
Azerbaijani	2	Kyrgyz	53
Belarusian	850	Congolese DR	4
Stateless persons	2	Cuban	1
Egyptian	2	Macedonian	1
Philippine	1	Moldovan	15
Ghanaian	1	Mongolijos	1
Georgian	116	Russian	1 003
Guinean	1	Tajik	11
Indian	16	Turkish	7
Iranian	1	Ukrainian	60
Israeli	3	Uzbek	6
Cameroonian	1	In total	2 215
Kazakh	29		

Number of aliens detained for illegal entry and/or stay on the territory of the Republic of Lithuania or subject to alternative detention measures in 2011, by country of origin

Alien's country of origin	Number of aliens			
	Detained only for 48 hours	Those subject to Alternative Detention Measure, except lodging in the Aliens' Registration Centre and not applying restrictions to freedom of movement	Detained for over 48 hours	Accommodated at the Aliens' Registration Centre not applying restrictions to freedom of movement
Stateless persons	8	5	7	
Afghan	13		19	
Albanian	1			
Armenian	11		15	
Belarusian	12	1	7	
Bulgarian	1			
Egyptian	2		2	
Estonian	4			
Ghanaian	3			
Georgian	109		139	4
Indian	1		1	
Israeli	1		1	
Jordanian	1		1	
Kazakh	2			
Chinese	1		1	
Kyrgyz	5		6	1
Congolese DR	3		3	
Latvian	1		1	
Liberian	2			
Libyan			2	
Nigerian	1		1	
Romanian	1			
Russian	32		24	
Tajik	3		5	
Ukrainian	5		3	
Uzbek	6		3	
Unknown	3			
In total	232	6	241	5

Number of aliens who were detained for more than 48 hours for illegal entry to and (or) stay in the territory of the Republic of Lithuania in 2011, by country of origin, by country of origin

Alien's citizenship	Number of aliens	Alien's citizenship	Number of aliens
Afghan	19	Kyrgyz	6
Armenian	15	Congolese DR	3
Belarusian	7	Latvian	1
Stateless persons	7	Libyan	2
Egyptian	2	Nigerian	1
Georgian	139	Russian	24
Indian	1	Tajik	5
Israeli	1	Ukrainian	3
Jordanian	1	Uzbek	3
Chinese	1	In total	241

Number of aliens obliged to depart from the Republic of Lithuania, by nationality in 2011, by nationality

Alien's citizenship	Number of aliens	Alien's citizenship	Number of aliens
Stateless persons	2	Columbian	1
Afghan	4	Lebanese	3
Albanian	1	Malaysian	1
Armenian	17	Moldovan	4
Australian	1	Nigerian	2
Azerbaijani	4	Pakistani	2
Belarusian	470	South African	1
Egyptian	3	South Korean	3
Philippine	18	Russian	509
Ghanaian	3	Serbian	1
Georgian	15	Sierra Leonean	1
Indian	7	Sri Lankan	1
Iraqi	1	Tajik	53
USA	9	Turkish	8
Jordanian	1	Turkmen	3
Cameroonian	1	Ukrainian	82
Kazakh	141	Uzbek	36
Chinese	6	Vietnamese	1
Kyrgyz	202	In total	1 618

Number of aliens expelled from the Republic of Lithuania in 2011, by nationality

Alien's citizenship	Number of aliens	Alien's citizenship	Number of aliens
Armenian	6	Congolese DR	1
Azerbaijani	1	Moldovan	2
Belarusian	19	Russian	21
Georgian	46	Tajik	2
Israeli	1	Ukrainian	7
Jordanian	1	Uzbek	7
Kazakh	2	Vietnamese	2
Chinese	1	In total	125
Kyrgyz	6		

MIGRATION YEARBOOK 2011

Prepared by **Janas Vidickas**

Editor Audronė Jusevičienė

Layout Vera Makušenko, Rita Jurčiukonytė

Migration Department
under the Ministry of the Interior of the Republic of Lithuania
L. Sapiegos str. 1, LT-10312 Vilnius
Phone: (8 5) 271 7112, Fax (8 5) 271 8210
E-mail: mdinfo@vrm.lt
www.migracija.lt