



MIGRATION DEPARTMENT

UNDER THE MINISTRY OF THE INTERIOR OF THE REPUBLIC OF LITHUANIA

MIGRATION YEARBOOK 2009

Vilnius, 2010

Contents

1. General provisions.....	7
1.1. The main events of 2009 in the areas of free movement of persons, visas, migration, asylum, citizenship, issue of personal identity and travel documents.....	7
1.2. Structure of Management of Migration Processes in the Republic of Lithuania.....	11
1.3. Structure of the Migration Department under the Ministry of the Interior of the Republic of Lithuania	12
1.4. The main legal acts of the Republic of Lithuania regulating management of migration processes	13
1.5. Number of aliens residing in the Republic of Lithuania as of the beginning of 2010 (thous.).....	14
1.6. Number of aliens residing in the Republic of Lithuania as of the beginning of 2010, by nationality	14
1.7. Number of aliens residing in the Republic of Lithuania according to municipalities as of the beginning of 2010	15
1.8. Number of aliens residing in the Republic of Lithuania as of the beginning of 2010, by documents confirming the legal status of alien in the Republic of Lithuania.....	16
1.9. Number of citizens of the Republic of Lithuania residing at the foreign states as of the beginning of the year.	17
2. Personal Identity Cards and Travel documents of the citizens of the Republic of Lithuania	18
2.1. Issue of Personal Identity cards to the citizens of the Republic of Lithuania	18
2.2. Issue of a Personal Identity Card to a citizen of the Republic of Lithuania. Flow Chart	19
2.3. Issue of passports of the Republic of Lithuania to the citizens of the Republic of Lithuania	20
2.4. Issue of a passport of the Republic of Lithuania to a citizen of the Republic of Lithuania residing in the Republic of Lithuania	21
2.5. Issue of a passport of the Republic of Lithuania to a citizen of the Republic of Lithuania residing in a foreign state. Flow Chart.....	22
3. Migration of aliens and citizens of the Republic of Lithuania	23
3.1. Number of citizens of the Republic of Lithuania and aliens who arrived to reside in the Republic of Lithuania in 2009, by states.....	23
3.2. Number of persons who arrived to reside in the Republic of Lithuania in 2009, by nationality	24
3.3. Number of citizens of the Republic of Lithuania and aliens who departed for residence to foreign states in 2009, by states.....	25
3.4. Number of persons who departed for residence to foreign states in 2009, by nationality	26
3.5. Arrival, departure and net of citizens of the Republic of Lithuania and aliens.....	27
4. Visas.....	28
4.1. Number of decisions regarding applications of aliens to issue a visa in 2009, by place of submission.....	28
4.2. Number of visas of the Republic of Lithuania issued to aliens, by type	28
4.3. Issue of a Visa to an Alien. Flow Chart	29
4.4. Number of decisions on extension of the period of stay in the Republic of Lithuania to aliens in possession of a visa, by decision-taking institution	30
4.5. Number of decisions on extension of the period of stay of aliens in the Republic of Lithuania in possession of a Schengen visa, by type.....	30
4.6. Extension of the period of stay in the Republic of Lithuania in possession of a visa. Flow Chart	31
4.7. List of the countries whose citizens do not need visas to enter the Republic of Lithuania	32
4.8. List of countries whose citizens holding diplomatic or service passports may enter the Republic of Lithuania without visas.....	32
4.9. List of countries to which Lithuanian citizens are exempted from visa requirements	33
4.10. List of the countries which may be entered by the citizens of the Republic of Lithuania holding diplomatic or service passports without visas	33
5. Facilitated Transit for the citizens of the Russian Federation	34
5.1. Decisions regarding issuance of Facilitated Transit / Facilitated Railway Transit documents to the citizens of the Russian Federation	34
5.2. Issue of facilitated transit documents to the citizens of the Russian Federation. Flow chart	35
5.3. Issue of Facilitated Railway Transit Documents (FRTD) to the Citizens of the Russian Federation. Flow Chart..	36
6. Free movement of persons	37
6.1. Number of applications of citizens of EU/EFTA Member States for issue of a Certificate confirming the right to reside in the Republic of Lithuania, decisions taken and issued Certificates in 2009, by nationality.....	37

6.2. Number of decisions in 2009 for issue of a Certificate for a national of an EU/EFTA Member State proving his right to reside in the Republic of Lithuania and issued Certificates, by grounds of arrival	38
6.3. Issue of a Certificate for a national of an EU/EFTA Member State proving his right to reside in the Republic of Lithuania. Flow Chart	39
6.4. Number of applications of a family member of a citizen of an EU Member State for issue / extension of the EU residence permit of the Republic of Lithuania, decisions taken and issued residence permits in the Republic of Lithuania of a family member of an EU national in 2009, by nationality	40
6.5. Issue of a permit to the family member of an EU Member State national to reside in the Republic of Lithuania. Flow Chart.....	41
6.6. Extension of the permit to the family member of the EU Member State national to reside in the Republic of Lithuania. Flow Chart.....	42
6.7. Number of applications for issue of a Certificate confirming the right of an EU / EFTA Member State national to permanently reside in the Republic of Lithuania in 2009, by nationality	43
6.8. Number of decisions on issue of a certificate confirming the right of an EU / EFTA Member State national to permanently reside in the Republic of Lithuania in 2009, by nationality	44
6.9. Issue of a Certificate confirming the right of an EU/EFTA Member State national to permanently reside in the Republic of Lithuania. Flow Chart	45
6.10. Number of applications of family members of citizens of an EU /EFTA Member State for issue of an EC permanent residence permit in 2009, by nationality	46
6.11. Number of decisions for issue / extension of permanent residence permits in the Republic of Lithuania for family members of citizens of an EU / EFTA Member State in 2009, by nationality	46
6.12. Issue of a permit to the family member of an EU Member State national to permanently reside in the Republic of Lithuania. Flow Chart	47
6.13. Extension of the permit to the family member of the EU Member State national to permanently reside in the Republic of Lithuania. Flow Chart	48
7. Temporary residence permits in the Republic of Lithuania	49
7.1. Number of applications of aliens for issue/replacement of a temporary residence permit in the Republic of Lithuania in 2009, by nationality	49
7.2. Number of decisions on issue / replacement of a temporary residence permit in the Republic of Lithuania for aliens in 2008, by grounds for arrival	50
7.3. Number of withdrawn temporary residence permits in the Republic of Lithuania in 2009, by the grounds for withdrawal.....	51
7.4. Number of withdrawn temporary residence permits in the Republic of Lithuania in 2009, by the nationality..	52
7.5. Number of issued/replaced temporary residence permits of the Republic of Lithuania to aliens in 2009, by nationality	53
7.6. Number of temporary residence permits in the Republic of Lithuania issued/replaced to aliens in 2009, by grounds of arrival.....	53
7.7. Issue of a temporary residence permit in the Republic of Lithuania.....	55
7.8. Replacement of a temporary residence permit in the Republic of Lithuania for an alien. Flow Char.....	56
8. Permits of a long term resident of the Republic of Lithuania to reside in the European Community	57
8.1. Number of applications of aliens for the issue of a permit of a long term resident of the Republic of Lithuania to reside in the European Community in 2009, by nationality.....	57
8.2. Number of decisions on issue of a permit of a long term resident of the Republic of Lithuania to reside in the European Community in 2009, by nationality	58
8.3. Number of permits of a long term resident of the Republic of Lithuania to reside in the European Community issued to aliens in 2009, by grounds.....	59
8.4. Number of aliens who have received permits of a long term resident of the Republic of Lithuania to reside in the European Community, by nationality.....	60
8.5. Number of replaced permits of a long term resident of the Republic of Lithuania to reside in the European Community for aliens, by nationality.....	61
8.6. Issue of the permit to an alien of a long term resident of the Republic of Lithuania to reside in the European Community. Flow Chart	62
8.7. Replacement of the permit of a long term resident of the Republic of Lithuania to reside in the European Community to an alien. Flow Chart	63
9. Travel documents of the Republic of Lithuania issued to aliens	64
9.1. Number of Travel documents issued and extended to stateless persons.....	64

9.2. Issue, replacement and extension of a period of validity of Travel documents of stateless persons residing in the Republic of Lithuania. Flow Chart.....	65
9.3. Extension of the validity of Travel documents of stateless persons to stateless persons staying abroad. Flow Chart	66
9.4. Number of Travel documents issued, replaced and extended for refugees	66
9.5. Issue, replacement and extension of a period of validity of a Refugee's Travel document. Flow Chart.....	67
9.6. Number of aliens' passports issued to aliens	67
9.7. Number of aliens' passports issued to aliens, by nationality.....	68
9.8. Issue, replacement and extension of validity of an Alien's Passport. Flow Chart.....	69
10. Citizenship of the Republic of Lithuania	70
10.1. Number of aliens to whom Lithuanian citizenship has been granted, by former nationality	70
10.2. Granting of Lithuanian Citizenship to an Alien. Flow Chart	71
10.3. Number of persons who have lost Lithuanian citizenship, by reasons.....	72
10.4. Loss of Lithuanian citizenship upon acquisition of citizenship of another state. Flow Chart	73
10.5. Loss of Lithuanian citizenship where the person is in Military Service or serves in the Public Service of another state without authorization of the Government of the Republic of Lithuania. Flow Chart.....	74
10.6. Renouncing citizenship of the Republic of Lithuania. Flow Chart.....	75
10.7. Passed decisions on retention of the right of aliens to citizenship of the Republic of Lithuania	76
10.8. Issue of certificates to aliens for retention of the right to citizenship of the Republic of Lithuania	77
10.9. Number of persons to whom the citizenship of the Republic of Lithuania was restored, by reasons	78
10.10. Restoration of citizenship of the Republic of Lithuania under the Article 20 (1) of Law on Citizenship of the Republic of Lithuania. Flow Chart	79
10.11. Restoration of citizenship of the Republic of Lithuania under the Article 20 (2 and 3) of Law on Citizenship of the Republic of Lithuania. Flow Chart.....	80
11. Asylum in the Republic of Lithuania	81
11.1. Number of aliens' applications for asylum in the Republic of Lithuania, by nationality	81
11.2. Number of aliens' first time applications for asylum in the Republic of Lithuania in 2009, by place of submission	82
11.3. Number of aliens' applications for asylum in the Republic of Lithuania and of decisions taken in 2009.....	83
11.4. Granting asylum to aliens in the Republic of Lithuania	84
11.5. Granting Asylum in the Republic of Lithuania. Flow Chart	85
11.6. Number of requests for taking over of examination of an asylum application made by the Republic of Lithuania to other EU Member State responsible for examining the application lodged by an alien in 2009.....	86
11.7. Number of requests for taking over of examination of an asylum application made by other EU Member States to the Republic of Lithuania responsible for examining the application lodged by an alien in 2009	86
11.8. Number of aliens granted Refugee status in the Republic of Lithuania, by nationality	87
11.9. Number of aliens to whom Subsidiary protection has been granted in the Republic of Lithuania, by nationality	87
11.10. Number of unaccompanied minors – asylum seekers, by nationality and gender.....	88
11.11. Procedure rates for granting asylum in the Republic of Lithuania	88
12. Aliens' control.....	89
12.1. Number of aliens who were prohibited to enter the territory of the Republic of Lithuania, by nationality.....	89
12.2. Number of aliens who were prohibited to enter the territory of the Republic of Lithuania, by grounds indicated in the Schengen Borders Code, 2009	89
12.3. Number of aliens who were detained for illegal entry to and (or) illegal stay in the territory of the Republic of Lithuania or subject to Alternative Detention Measure in 2009, by country of origin.....	90
12.4. Number of aliens who were detained for more than 48 hours for illegal entry to and (or) stay in the territory of the Republic of Lithuania, by country of origin	91
12.5. Number of aliens accommodated in the Aliens' Registration Centre, by country of origin	92
Source: State Border Guard Service under the Ministry of the Interior, Aliens' Registration Centre.12.6. Number of aliens in respect of whom Administrative Offence Protocols were drawn up under the Article 206 of the Code on Administrative Offences (violation of the procedure of aliens' entry / stay in / passing in transit through / exit from the Republic of Lithuania, by nationality	92
12.6. Number of aliens in respect of whom Administrative Offence Protocols were drawn up under the Article 206 of the Code on Administrative Offences (violation of the procedure of aliens' entry / stay in / passing in transit through / exit from the Republic of Lithuania, by nationality	93

12.7. Number of Aliens with Respect to Whom Administrative Offence Protocols Have Been Drawn up on the Basis of Administrative Offences Provided in the Code on Administrative Offences (CAC), by Offences.....	94
12.8. Number of aliens obliged to depart from the Republic of Lithuania, by nationality	94
12.9. Number of aliens expelled from the Republic of Lithuania, by nationality	95
13. Representation in Court sessions and meetings of the Supreme Commission on Administrative disputes.....	96
13.1. Data on representation in Court sessions within the competence of the Migration Department in 2009, by nationality of persons that have lodged complaints (applications).....	96
13.2. Data on participation in Court sessions within the competence of the Migration Department in 2009, by content of complaints (applications)	97
13.3. Data on representation in Court sessions on Administrative disputes within the competence of the Migration Department in 2009, by content of complaints (applications).....	98
14. Consular Fee, State Duty and Fines	99
14.1. Collection of the Consular fee for the issue of visas, other documents and provided consular services.....	99
14.2. Collection of State duty	100
14.3. Fines for Administrative offences in accordance with Articles of the Administrative Offences Code	101

The Year Book 2009 is a sixth publication of this kind, prepared by the Migration Department.

The Migration Department is one of the bodies of the system of Internal Affairs which administrates processes of migration in the Republic of Lithuania. These processes are also managed by other institutions under the Ministry of the Internal Affairs, as well as by the Ministry of Foreign Affairs, Lithuanian diplomatic and consular missions abroad, by the Ministry of Social Security and Labour with the Refugee Reception Centre and Lithuanian Labour Exchange under its control. Granting Lithuanian citizenship is a prerogative of the President of the Republic of Lithuania.

Migration can be assessed from several different angles: by analyzing causes triggering migration, scope of migration flows, destination countries, influence of migration made to the countries undergoing migrational processes, creation of the policy of migration, etc.

The competence of the Migration Department is to effectuate such policy, to implement the legislation and ensure that the person participating in the migrational processes feels himself or herself safe. This aspect is of particular importance nowadays. Those who arrive and those who leave are counted on a yearly basis. The former are a subject of the discussions one year, the latter – the other year. No doubt, people who leave Lithuania are under the discussion this year, and a height and depth of this emigration flow is being constantly measured. Recently a very telling this flow has been.

What are the reasons behind such a mass out flux? Figures and facts are presented here in order to avoid any partiality as their language is unbiased and accurate. Reflections and conclusions are left to be done by You – politicians, historians, sociologists, economists, and all those who care about and are interested in migration processes in Lithuania in some way. Cultural interflow, mobility of persons, globalization – is it a natural development of civilization or a challenge to a small nation? We invite for consideration and discussion of the issue as we all in some or another way have undergone these processes. While us the competent and the authorized – let us take the proper decisions from which the state and every single person in it would gain.

We would like to thank the Office of the President of the Republic of Lithuania, Consular Department of the Ministry of the Foreign Affairs, the Ministry of Social Security and Labour, Department of Statistics to the Government of the Republic of Lithuania, to the institutions under the Ministry of the Internal Affairs – the State Border Guard Service and the Foreigners' Registration Centre under the control of the Service, the Police Department and migration subdivisions of the territorial police agencies, Personalization of Identity Documents Centre, the Residents' Register Service.

Many thanks to all who have contributed to the preparation of the Year Book 2009.

1. General provisions

1.1. The main events of 2009 in the areas of free movement of persons, visas, migration, asylum, citizenship, issue of personal identity and travel documents

General matters of migration processes' management

- On 31 December 2008, the List of professions that are understaffed in the Republic of Lithuania was approved by the Order of the Minister of Social Security and Labour for the 1st half of the year according to economic activity types with a view to creating better possibilities for employers to get qualified employees from abroad. On 30 June 2009, this list was updated for the 2nd half of the year.
- On 25 February the functions of the National contact point of the European Migration Network were delegated to the Vilnius Office of the International Organization for Migration by the Resolution of the Government of the Republic of Lithuania.
- On 10 April a working group for drafting amendments to the Law on the Legal Status of Aliens of the Republic of Lithuania in order to implement directives of the European Parliament and the Council and other provisions of the European Union law in areas of the free movement of persons, visas, migration and issue of travel documents was founded by the Ordinance of the Prime Minister.
- While implementing provisions of the Law on State-Guaranteed Legal Aid, by an Order of the Minister of the Interior of 29 May, Migration department under the Ministry of the Interior was appointed as an authorized institution for the organization of the state-guaranteed legal aid for asylum seekers and persons granted asylum (when the international protection status is lost), Police department under the Ministry of the Interior and State Border Guard Service under the Ministry of the Interior – for unaccompanied minors and detained foreigners, the legal status of which is determined under the provisions of “Law on the Legal Status of Aliens” .
- On 22 July the Law amending and complementing the Law on the Legal Status of Aliens of the Republic of Lithuania was approved by the Parliament of the Republic of Lithuania. Decentralization of replacement of aliens' residence permits was foreseen among the other amendments and supplements.
- On 16 November the Migration Policy Department was abolished while reorganizing the structure of the Ministry of the Interior, its functions were transferred to the Public Safety Policy Department of the Ministry of the Interior.
- In 2009 provisions of legislation regulating the order of issue and replacement of certificates confirming the right of an EU Member State national to permanently reside in the Republic of Lithuania, residence permit in the Republic of Lithuania of a family member of the citizen of an EU Member State, visas, permits of a long term resident in the Republic of Lithuania to reside in the European Community, temporary residence permit in the Republic of Lithuania, certificate of retention of the right to the citizenship of the Republic of Lithuania, travel document of a stateless person, refugee's travel document and aliens' passport, related to the reduction of the administrative burden for residents were amended - one has waived the obligation to provide documents which contain data that are available in databases.

Free movement of persons

- Residence Permits Module of the Aliens' Register was installed in the Migration department and migration services from 1 September. Information on certificates issued to an EU Member State nationals, confirming their right to reside in the Republic of Lithuania, applications for residence permits in the Republic of Lithuania of a family members of an EU Member State nationals, which are not nationals of an EU Member State is now processed electronically.

Visas

- On 13 January an agreement on bilateral waiver of visa requirement between the Government of the Republic of Lithuania and the Federal Republic of Brazil came into force.
- On 17 February an agreement on mutual representation in issuing Schengen visas was signed between the Republic of Lithuania and the Republic of Estonia.
- On 12 March an agreement on mutual representation in visa issue procedures by consular offices was signed between the Government of the Republic of Lithuania and Federal Government of Austria.
- On 17 March the Regulations for Submission of the Documents for a Visa, Issue of a Visa, and Issue of a Visa at the Border Control Points, Extension of the Period of Stay in the Republic of Lithuania with a Visa, Revoking of a Visa, Accreditation of Travel Organizers and Travel Agencies, Determination of Cases, then a Foreigner with a Visa can Study, Work or Engage in Other Lawful Activities in the Republic of Lithuania while Owning a Visa were approved by the Order of the Minister of the Interior (new edition).
- Migration services of territorial police offices confirm electronic invitations for aliens to temporarily arrive to the Republic of Lithuania following applications of citizens of the Republic of Lithuania and aliens residing in the Republic of Lithuania from 27 April.
- Several agreements on a short-term visa-free regime came into force on 28 May between: the European Community and Barbados, the European Community and Antigua and Barbuda, the European Community and the Republic of Mauritius, the European Community and Commonwealth of Bermudas, the European Community and Seychelles, the European Union and Federation of Saint Kitts and Nevis.
- On 18 September the Regulations for Submission of the Documents for a Visa, Issue of a Visa, and Issue of a Visa at the Border Control Points, Extension of the Period of Stay in the Republic of Lithuania with a Visa, Revoking of a Visa, Accreditation of Travel Organizers and Travel Agencies and Invitation for Alien for a temporal arrival to the Republic of Lithuania were amended by the Order of the Minister of the Interior and the Minister of Foreign Affairs.
- On 4 November a National Schengen Information System of Lithuania was founded, the regulations of the National Schengen Information System of Lithuania were approved and the date of launching of the system was set by the Resolution of the Government of the Republic of Lithuania.
- On 4 November the Regulations of the Aliens' Register were amended by the Resolution of the Government of the Republic of Lithuania. The amendments are related to the integration of Visas Module into the Aliens' Register.
- The requirement for citizens of the Republic of Lithuania to hold a visa allowing to stay not longer than for the 90 days in the 180 days period was waived by the decision of the Government of the Republic of Turkey on 26 November.
- On 19 December a provision that visa requirement is not applicable to the citizens of the Former Yugoslav Republic of Macedonia, Montenegro and Serbia who hold biometric passports came into force by the decision of the European Council.

Facilitated transit for the citizens of the Russian Federation through the territory of the Republic of Lithuania

- On 29 July the Regulations for an Issue of a Facilitated Railway Transit Document (new edition) were approved by the Minister of Foreign Affairs.

Local border traffic

- On 21 May a mandatory format of a local border traffic permit was approved by an Order of the Minister of the Interior.

Residence permits

- On 8 April the Regulations on an examination in the Lithuanian language (state language) and in the basic provisions of the Constitution of the Republic of Lithuania and issue of certificates for aliens seeking to acquire the citizenship of the Republic of Lithuania or a permit of a long term resident of

the Republic of Lithuania to reside in the European Community were amended by the Regulation of the Government of the Republic of Lithuania.

- On 18 May the Regulations on the issue of temporary residence permits in the Republic of Lithuania to aliens and on evaluation of entering into fictitious marriage, fictitious registered partnership and fictitious adoption (new edition) were adopted by the Order of the Minister of the Interior.
- Residence Permits module of Aliens' Register was installed in the Migration department and migration services from 1 September. Since then information on proceedings of applications of aliens for issue of a residence permit in the Republic of Lithuania is processed electronically.

Asylum

- On 17 August an agreement on primary legal services was signed between the Migration department under the Ministry of the Interior and UAB „Teisė ir komunikacija“ (Ltd.). The object of the agreement – to render primary legal services for aliens, who have applied for asylum in the Republic of Lithuania.
- On 21 August an agreement on secondary legal services was signed between the Migration department under the Ministry of the Interior and UAB „Teisė ir komunikacija“ (Ltd.). The object of the agreement – to render secondary legal services for aliens, who have applied for asylum in the Republic of Lithuania.

Control of Aliens

- On 14 August Regulations on specifications and order of issue of work permits in the Republic of Lithuania for aliens (new edition) were approved by the Order of the Minister of Social Security and Labour.
- On 23 September in Moscow (Russia) during consultations of experts of the Republic of Lithuania and the Russian Federation the draft protocol between the Government of the Republic of Lithuania and the Government of the Russian Federation on the implementation of the Agreement between the European Community and the Russian Federation on readmission was essentially agreed upon.

Citizenship

- On 17 February Draft Law on Citizenship of the Republic of Lithuania was submitted for the consideration to the Parliament of the Republic of Lithuania.
- On 19 March the Parliament of the Republic of Lithuania adopted the Law amending and complementing the Article 15 of the Law on Citizenship of the Republic of Lithuania, which. Amended the procedure of taking the oath to the Republic of Lithuania.
- On 15 May the Regulations on preparation of documents on the citizenship of the Republic of Lithuania and taking of oath to the Republic of Lithuania (new edition) were approved by the Resolution of the Government of the Republic of Lithuania. The amendments in the Regulations were made according to the amendments of the provisions of the Law on Citizenship of the Republic of Lithuania.
- On 18 September the Commission for Citizenship Affairs was founded and the Regulations on the Examination of Citizenship Affairs in the Commission for Citizenship Affairs were approved by the Decree of the President of the Republic of Lithuania.

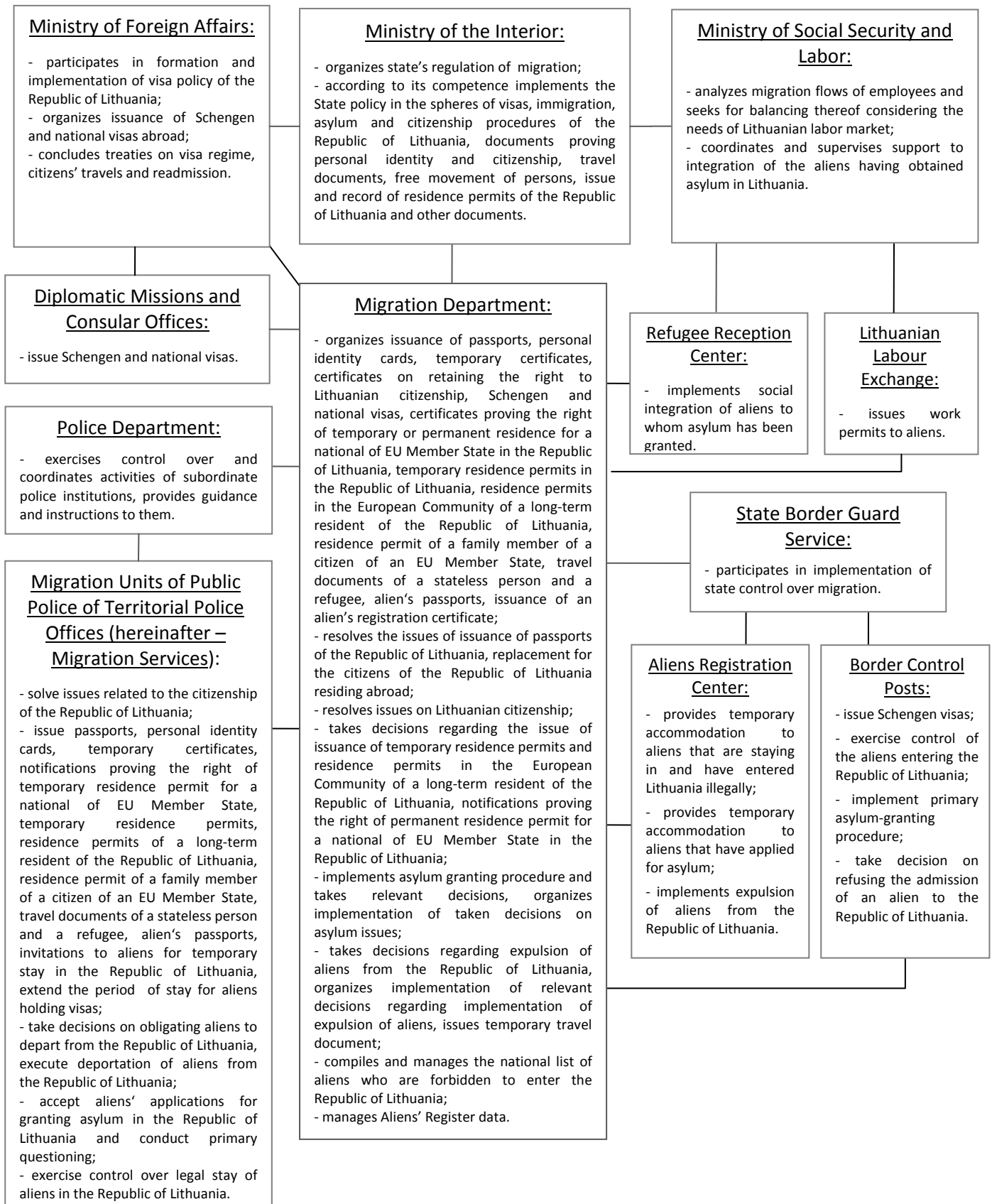
Personal identification and travel documents

- Since 2 January new identification cards with identity recognition in electronic environment and qualified certificates and biometric data of facial image and finger prints were started to be issued.
- Since 28 June Passports of the Republic of Lithuania, Service Passports, Alien's Passports, Travel Documents of Stateless Persons and Refugee's Travel Documents with electronic chips which stores personal biometric data of face image and finger prints were started to be issued, provisions of legal acts regulating issue and replacement of Passport of the Republic of Lithuania, Service

Passport, Alien's Passport, Travel Document of Stateless Persons and Refugee's Travel Document were amended.

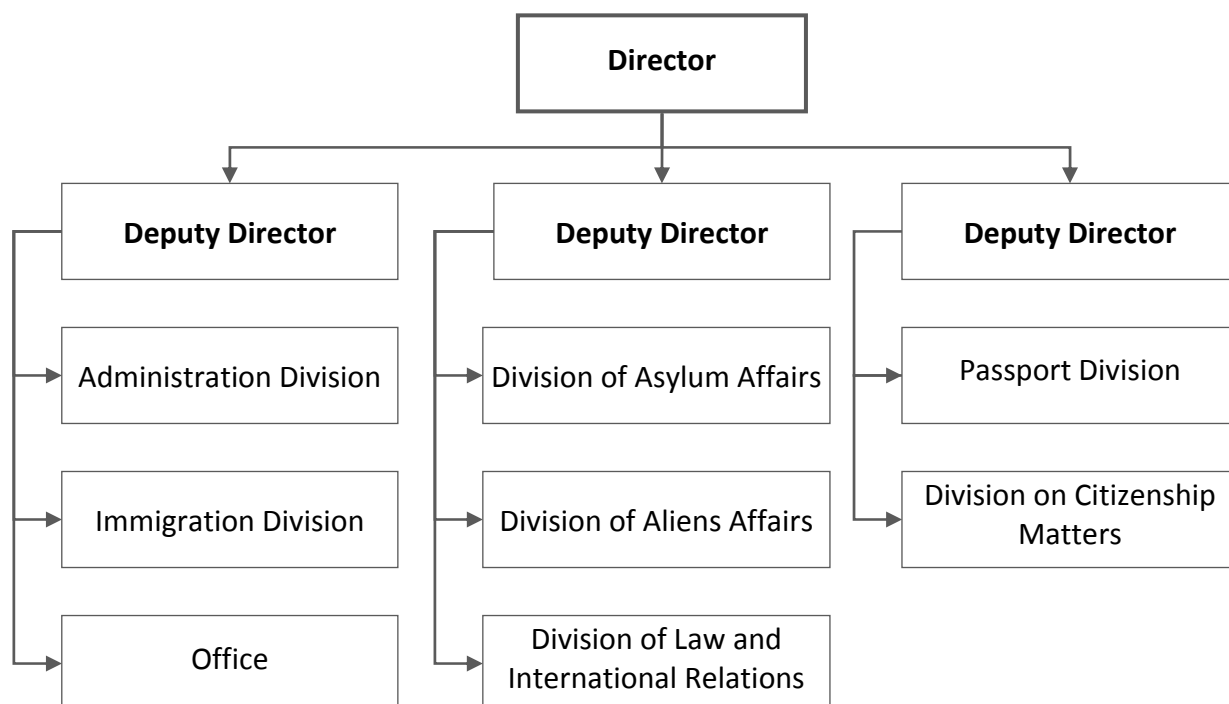
- On 12 November amendments to the Regulations on Consular Statute were approved by the Parliament of the Republic of Lithuania. These amendments were related to the extension of diplomatic missions and diplomatic services of the Republic of Lithuania competence in the area of passports issue.
- 12 November amendments to the Law of the Republic of Lithuania on Passport and Law of the Republic of Lithuania on Identity Cards were approved by the Parliament of the Republic of Lithuania. The right of the citizen of the Republic of Lithuania to apply for the issue or replacement of passport and identity card in every migration service of the territorial police office was foreseen among the other amendments and supplements.

1.2. Structure of Management of Migration Processes in the Republic of Lithuania



1.3. Structure of the Migration Department under the Ministry of the Interior of the Republic of Lithuania

(as of 1 January 2010)



The Migration Department under the Ministry of the Interior of the Republic of Lithuania was established on 21 May 1992 by the Order of the Minister of the Interior Petras Valiukas upon merging two divisions of the Ministry: the Emigration and Immigration Service under the Ministry of the Interior and the Passport Board of the Ministry of the Interior. Former directors of the Migration Department: Edvardas Gružas (1992–1993), Česlovas Kazimieras Blažys (1993–1995), Vladas Minkevičius (1995–1999). Almantas Gavėnas has been the head of the Migration Department since 1999.

Migration Department under the Ministry of the Interior comprises 111 posts.

1.4. The main legal acts of the Republic of Lithuania regulating management of migration processes

(as of 1 January 2010)

1. Law of the Republic of Lithuania on the Legal Status of Aliens (as amended, in force since 30 April 2004).
2. Law of the Republic of Lithuania Implementing the Law on the Legal Status of Aliens (in force since 30 April 2004).
3. Law of the Republic of Lithuania on Citizenship (in force since 22 July 2008).
4. Law of the Republic of Lithuania on Personal Identity Card (in force since 1 January 2003).
5. Law of the Republic of Lithuania Implementing the Law on Personal Identity Card (in force since 21 November 2001).
6. Law of the Republic of Lithuania on Passport (as amended, in force since 1 January 2003).
7. Law of the Republic of Lithuania Implementing the Law on Passport (in force till 31 December 2009).
8. International treaties of the Republic of Lithuania on Travelling of Citizens of both states (in force with 2 states: Belarus and Russia).
9. Readmission treaties of the Republic of Lithuania (in force with 24 states: Armenia, Austria, Belgium, Estonia, Greece, Iceland, Spain, Italy, Croatia, Latvia, Poland, Luxembourg, Moldova, the Netherlands, Portugal, France, Romania, Russia, Slovenia, Finland, Switzerland, Sweden, Ukraine, Germany).

1.5. Number of aliens residing in the Republic of Lithuania as of the beginning of 2010 (thous.)

	2006	2007	2008	2009	2010
Population ¹ , including:	3 403,3	3 384,9	3 366,2	3 350,1	3 329,0
Aliens ²	35,3	33,1	33,4	32,9	32,5
Share of aliens in total national population, %	1,04	0,98	0,99	0,98	0,98

Sources: 1. Department of Statistics under the Government of the Republic of Lithuania.

2. Data of Personalization of Identity Documents Centre under the Ministry of the Interior (2006) and Migration Services (2007–2010).

1.6. Number of aliens residing in the Republic of Lithuania as of the beginning of 2010, by nationality

Nationality	2005	2010
European States, including:	22 605	25 200
- EU Member States, including:	1 965	3 678
- Latvia	355	580
- Poland	491	718
- Germany	314	642
- EFTA Member States	100	134
- Other European States, including	20 540	21 388
- Armenia	284	327
- Belarus	3 025	5 125
- Georgia	...	205
- Russia	14 493	12 406
- Ukraine	2 155	2 631
North America States, including:	420	499
- the USA	389	461
Central and South America States	52	82
Australia and Oceania	20	28
Asian States, including:	1 555	1 798
- Israel	326	382
- Kazakhstan	288	262
- China	253	312
- Lebanon	195	142
African States	47	163
Stateless persons	7 914	4 593
Total:	32 613	32 363

Note. At the beginning of 2010 nationals of 114 states and stateless persons with valid documents confirming their legal status in the Republic of Lithuania were residing in the Republic of Lithuania.

Source. Residents' Register Service under the Ministry of the Interior.

1.7. Number of aliens residing in the Republic of Lithuania according to municipalities as of the beginning of 2010

Municipality	Number of aliens	Municipality	Number of aliens
Alytus county	837	Šiauliai county	1 938
Druskininkai	346	Šiauliai city	1 322
Alytus town, region	301	Akmenė region	86
Lazdijai region	43	Joniškis region	94
Varėna region	177	Kelmė region	80
Kaunas county	4 719	Pakruojis region	59
Kaunas city	3 124	Radviliškis region	160
Birštonas	11	Šiauliai region	137
Jonava region	531	Tauragė county	302
Kaišiadorys region	107	Jurbarkas region	58
Kaunas region	418	Pagėgiai	50
Kėdainiai region	379	Šilalė region	42
Prienai region	92	Tauragė region	152
Raseiniai region	57	Telšiai county	736
Klaipėda county	4 563	Mažeikiai region	446
Klaipėda city	3 714	Plungė region	160
Neringa	41	Rietavas	7
Palanga town	189	Telšiai region	123
Klaipėda region	303	Utena county	4 058
Kretinga region	134	Visaginas	3382
Skuodas region	37	Anykščiai region	65
Šilutė region	145	Ignalina region	234
Marijampolė county	418	Molėtai region	70
Marijampolė	223	Utena region	125
Kalvarija	20	Zarasai region	182
Kazlų Rūda	33	Vilnius county	14 013
Šakiai region	55	Vilnius city	9803
Vilkaviškis region	87	Elektrėnai	365
Panevėžys county	954	Šalčininkai region	813
Panevėžys city	598	Širvintos	86
Biržai region	65	Švenčionys region	519
Kupiškis region	51	Trakai region	332
Panevėžys region	102	Ukmergė region	248
Pasvalys region	51	Vilnius region	1847
Rokiškis region	87	Total:	32 538

Note. The table does not include aliens whose residence declaration data is deleted at the request of the owner of residential premises and who failed to declare residence.

Source: Migration services.

1.8. Number of aliens residing in the Republic of Lithuania as of the beginning of 2010, by documents confirming the legal status of alien in the Republic of Lithuania

Nationality	Document confirming the legal status of alien in the Republic of Lithuania					
	Certificate for a national of an EU Member State proving his right to reside in the Republic of Lithuania ¹	Certificate for a national of an EU Member State proving his right to reside permanent in the Republic of Lithuania ²	Permit to the family member of an EU Member State national to reside in the Republic of Lithuania	Permit to the family member of an EU Member State national to reside permanent in the Republic of Lithuania	Residence permit in the Republic of Lithuania	Permit of a long term resident of the Republic of Lithuania to reside in the European Community
European States, including:	2 726	1 086	56	3	7 238	14 091
- EU Member States, including:	2 614	1 064	-	-	-	-
- Latvia	393	187	-	-	-	-
- Poland	378	340	-	-	-	-
- Germany	462	180	-	-	-	-
- EFTA Member States	112	22	-	-	-	-
- Other European States, including:	-	-	56	3	7 238	14 091
- Armenia	-	-	-	-	129	198
- Belarus	-	-	9	1	3 103	2 012
- Russia	-	-	24	1	2 098	10 283
- Ukraine	-	-	12	-	1 296	1 323
North America States, including:	-	-	6	-	282	211
- the USA	-	-	3	-	257	201
Central and South America States	-	-	1	-	57	24
Australia and Oceania	-	-	-	1	18	9
Asian States, including:	-	-	12	-	1 035	751
- Israel	-	-	2	-	193	187
- Kazakhstan	-	-	-	-	65	197
- China	-	-	1	-	239	72
African states	-	-	7	-	127	29
Stateless	-	-	49	5	62	4 477
Total:	2 726	1 086	131	9	8 819	19 592

¹ Including citizens of the European Union member states, possessing permits of the citizen of the European Community to reside, which are valid till 30 September 2013.

² Including citizens of the European Union member states, possessing permits of the citizen of the European Community to reside permanently, which are valid till 8 January 2017.

Source: Residents' Register Service under the Ministry of the Interior.

1.9. Number of citizens of the Republic of Lithuania residing at the foreign states as of the beginning of the year

Foreign state	Number of citizens of the Republic of Lithuania	Comments
European States, including:	252 022	
- EU Member States, including:	230 894	
- Ireland	77 208	
- Austria	651	
- Belgium	1 371	
- Bulgaria	43	
- Czech Republic	432	
- Denmark	5 227	
- Great Britain	87 330	
- Estonia	2 072	
- Greece	144	Data of 2001
- Spain	22 232	
- Italy	3 640	
- Cyprus	305	Data of 2007
- Latvia	3 722	
- Poland	1 003	
- the Netherlands	1 743	
- Portugal	505	
- France	894	Data of 2008
- Romania	88	
- Slovakia	58	Data of 2008
- Slovenia	27	
- Finland	615	
- Sweden	1 214	
- Hungary	85	
- Germany	20 285	Data of 2008
- EFTA Member States, including:	12 466	
- Iceland	1 332	Data of 2008
- Norway	10 377	
- Switzerland	757	
- Other European States, including:	8 662	
- Armenia	4	
- Azerbaijan	29	
- Belarus	3 709	
- Moldova	40	
- Russia	4 583	Data of 2002
- Turkey	297	
North America States, including:	87 290	
- the USA	40 600	Data of 2008
- Canada	46 690	
Central and South America States, including:	96	
- Argentina	96	
Asian States, including:	428	
- Israel	160	
- Japan	166	
- Kazakhstan	38	
- China	64	
Total	339 836	

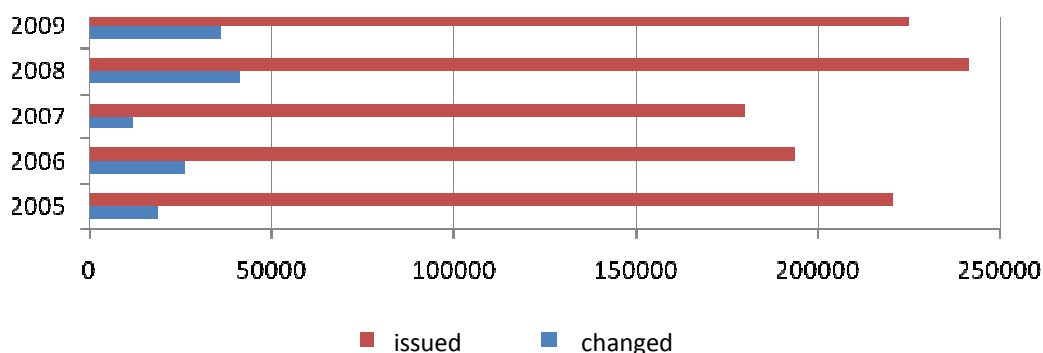
Source. Data of Migration department under the Ministry of the Interior of the Republic of Lithuania and Consular department of the Ministry of the Foreign affairs of the Republic of Lithuania.

2. Personal Identity Cards and Travel documents of the citizens of the Republic of Lithuania

2.1. Issue of Personal Identity cards to the citizens of the Republic of Lithuania

	2005	2006	2007	2008	2009
Number of Personal Identity cards, including:	239 475	219 777	191 450	282 672	260 936
- changed	18 718	26 192	11 691	41 327	35 951

Source: Residents' Register Service under the Ministry of the Interior.



Personal Identity Card is the main personal document of the citizen of the Republic of Lithuania proving his/her personal identity and citizenship, and is designated for usage in the Republic of Lithuania (Article 2 of the Law on Personal Identity Card of the Republic of Lithuania of 6 November 2001).



Personal Identity Card may be also used for travelling to foreign states. Under the provisions of the Directive 2004/38/EC of the European Parliament and of the Council of 29 April 2004 all citizens of European Union Member States (Ireland, Austria, Belgium, Bulgaria, Czech Republic, Denmark, Estonia, Greece, Spain, Italy, Great Britain, Cyprus, Latvia, Poland, Lithuania, Luxembourg, Malta, the Netherlands, Portugal, France, Romania, Slovakia, Slovenia, Finland, Sweden, Hungary, Germany) possessing valid Personal Identity Cards have the right to leave the territory of a Member State for entering another Member State. The countries accepting the Personal Identity Cards of the Republic of Lithuania are the following: Andorra, Iceland, Montenegro, Croatia, Liechtenstein, Macedonia, Monaco, Norway, San Marino, Switzerland and Vatican.

Personal Identity Card may be used for the identification or confirmation of the personal identity in the electronic environment and for signing the electronic documents.

Personal Identity Card is issued obligatory to every citizen of the Republic of Lithuania over 16 years of age and residing in Lithuania, and in case of need – to children under 16.

2.2. Issue of a Personal Identity Card to a citizen of the Republic of Lithuania. Flow Chart

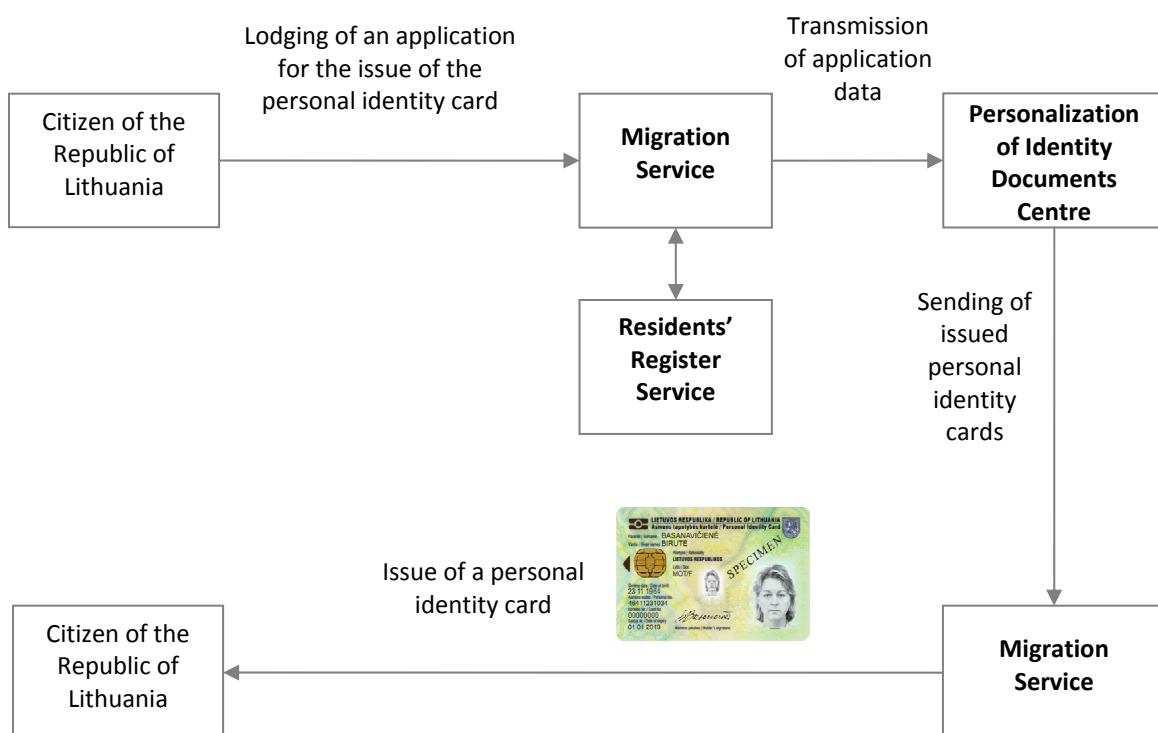
A citizen of the Republic of Lithuania must submit to the Migration Service according to his/her place of residence:

- An application for the issue of a personal identity card;
- An identity document proving the citizenship of the Republic of Lithuania;
- 2 photographs, if there are no technical possibilities to scan the face image of the citizen with the biometric data registration equipment or if a citizen requests that his face image was scanned from photograph.

State fee fixed by the Government must be paid for the issue or change of the Personal Identity card.

Personal Identity card can be issued in common or urgent order. In common order Personal identity card is issued not later than within 1 month from the date of receiving an application by the Migration Service. In urgent cases Personal Identity card can be issued within 1 working day or within 5 working days.

Source: Article 5 (2, 13, 14) of Law on Personal Identity Card of the Republic of Lithuania of 6 November 2001, paragraphs 4, 7, 8, 30 and 69 of the Order on Issue, Change, Announcement as Invalid or Termination of Personal Identity card approved by the Order of the Minister of the Interior of the Republic of Lithuania of 24 December 2008.

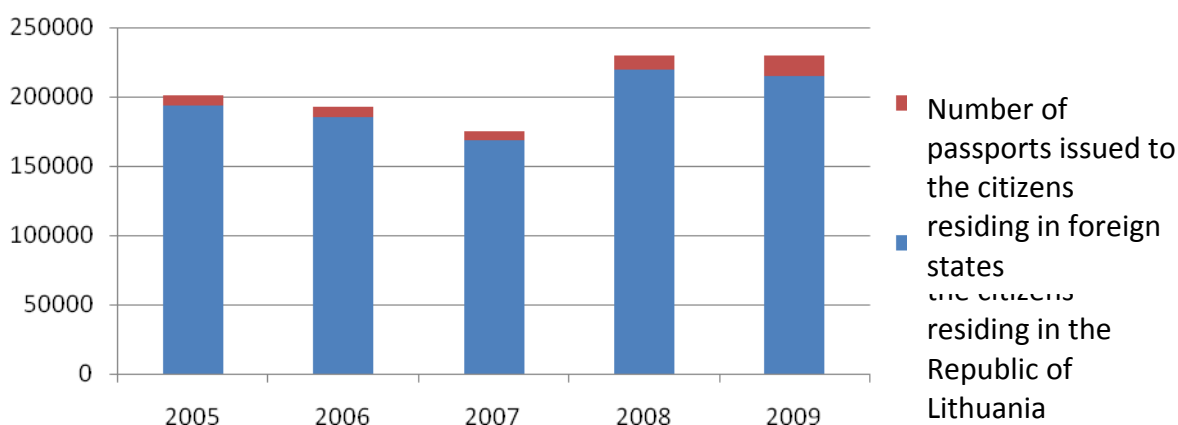


2.3. Issue of passports of the Republic of Lithuania to the citizens of the Republic of Lithuania

	2005	2006	2007	2008	2009
Number of passports issued to the citizens residing in the Republic of Lithuania	193 433	185 219	169 036	219 817	214 702
Number of passports issued to the citizens residing in foreign states	8 042	7 594	6 582	9 492	15 351*
Total:	201 475	192 813	175 618	229 309	230 053

*Including 349 passports issued at migration services from 1 December 2009 to citizens of the Republic of Lithuania who live abroad and arrive to the Republic of Lithuania.

Source: Residents' Register Service under the Ministry of the Interior.



Passport is a personal document of a citizen of the Republic of Lithuania proving his/her personal identity and is designated for travel to foreign states. Passport can also be used inside the Republic of Lithuania.

It is not obligatory to hold a passport; it is issued at the request of a citizen.

Passport is issued to the citizens residing in the Republic of Lithuania or in a foreign state.

Passport may be issued to a citizen irrespective to his/her age.

Source: Article 2 (1, 2 and 3), Article 5 (2, 3, and 4) of the Law on Passport of the Republic of Lithuania of 8 November 2001.

2.4. Issue of a passport of the Republic of Lithuania to a citizen of the Republic of Lithuania residing in the Republic of Lithuania

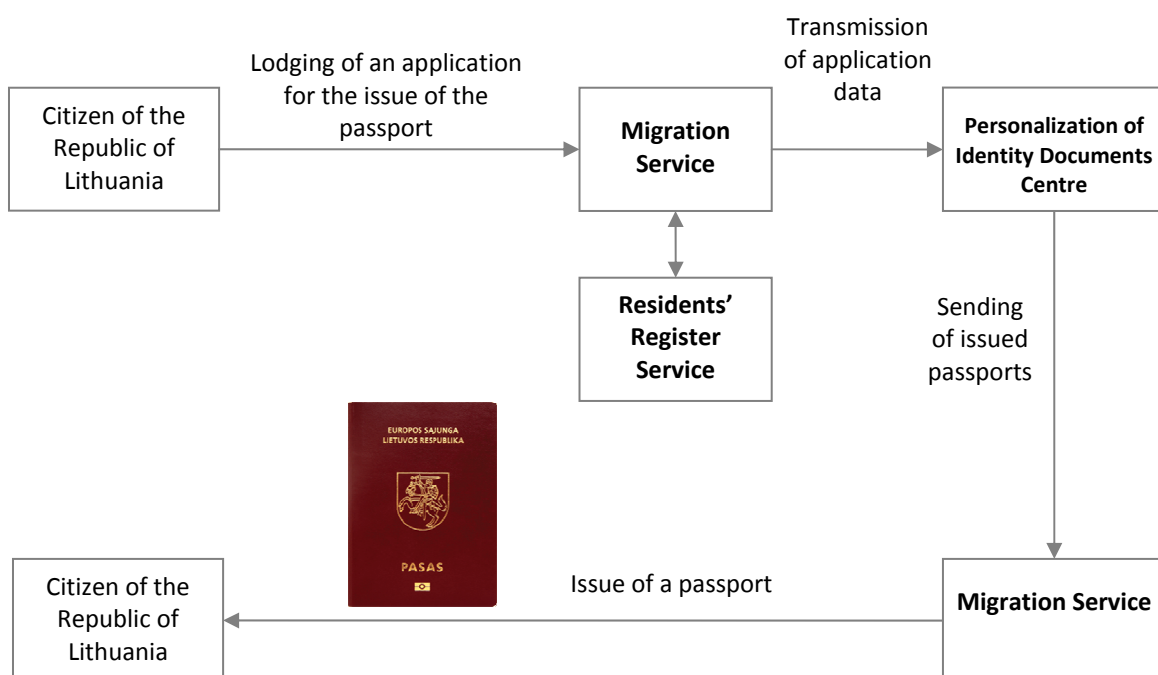
A citizen of the Republic of Lithuania must submit to the Migration Service according to his/her residence:

- an application for the issue of a passport;
- a document proving personal identity and nationality of the Republic of Lithuania;
- 2 photographs, if a citizen under 1 year old does not arrive to a migration service or there are no technical possibilities to scan the face image of the citizen with the biometric data registration equipment or if a citizen requests that his / her face image was scanned from photograph.

State fee fixed by the Government must be paid for the issue or change of the passport.

Passport of the Republic of Lithuania is issued not later than within 1 month from the date of receiving the application by the Migration Service. In urgent cases a passport can be issued within 1 working day or within 5 working days.

Source: Article 5 (12, 13) of the Law of the Republic of Lithuania on Passport of 8 November 2001, paragraphs 5, 7, 9, 28, 52 of the Order on Issue, Change, Announcement as Invalid or Termination of Passport approved by the Order of the Minister of the Interior of the Republic of Lithuania of 1 July 2009.



2.5. Issue of a passport of the Republic of Lithuania to a citizen of the Republic of Lithuania residing in a foreign state. Flow Chart

A citizen of the Republic of Lithuania must submit to a Diplomatic mission or a Consular office of the Republic of Lithuania:

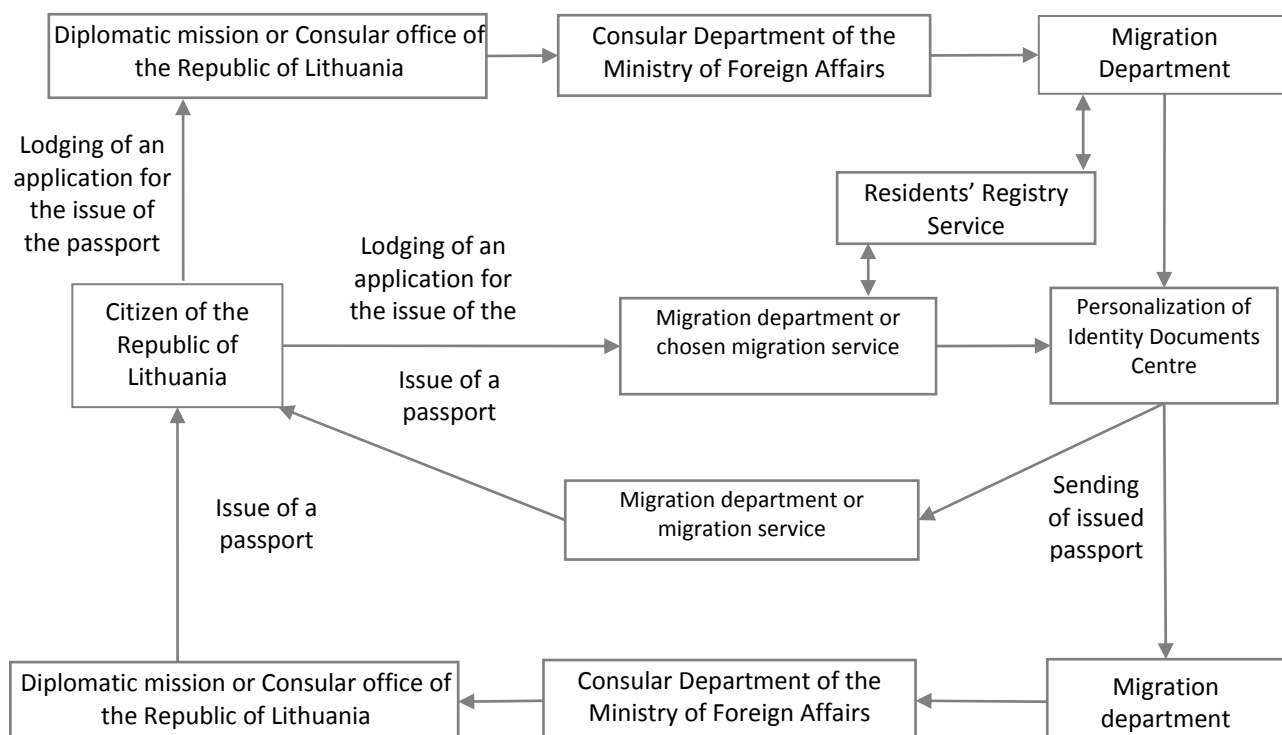
- an application for the issue of a passport;
- a document proving personal identity and nationality of the Republic of Lithuania;
- 2 photographs, if a citizen under 1 year old does not arrive to a consular service or there are no technical possibilities to scan the face image of the citizen with the biometric data registration equipment or if a citizen requests that his / her face image was scanned from photograph.

Consular fee must be paid for the issue or change of the passport. A passport of the Republic of Lithuania is issued not later than within 1 month from the date of receiving the application by the Migration Department under the Ministry of the Interior.

If a citizen residing in a foreign state is currently staying in Lithuania, he/she may directly apply to the Migration Department under the Ministry of the Interior. Since 1 December 2009 a citizen who has arrived into the Republic of Lithuania can apply for issue or replacement of a passport not only to the Migration Department, but also to a selected migration service. State fee fixed by the Government must be paid for the issue or replacement of the passport.

Passport may be issued to a citizen following general or urgent procedure. By applying urgent procedure the passport for a citizen residing in a foreign state if he / she is currently staying in Lithuania may be issued by migration service or Migration Department. By applying urgent procedure the passport may be issued within 1 working day or within 5 working days.

Source: Article 5 (12, 13) of the Law of the Republic of Lithuania on Passport of 8 November 2001, article 3 (1) of the Law of the Republic on Consular Fees of 23 June 1994, paragraphs 6, 8 and 10 of Order on Documents Submission for Issue and Change of Passport in Consular Services of 8 July 2009.



3. Migration of aliens and citizens of the Republic of Lithuania

3.1. Number of citizens of the Republic of Lithuania and aliens who arrived to reside in the Republic of Lithuania in 2009, by states

States the persons arrived from	Total	Including	
		Citizens of the Republic of Lithuania	Aliens
European States:	5 604	4 221	1 383
- EU Member States, including:	3 845	3 583	262
- Ireland	765	765	-
- Denmark	66	55	11
- Great Britain	1 639	1 623	16
- Spain	311	309	2
- Latvia	104	65	39
- Poland	84	43	41
- Sweden	98	85	13
- Germany	405	359	46
- EFTA Member States, including:	140	134	6
- Norway	115	109	6
- Other European States, including:	1 619	504	1 115
- Belarus	569	132	437
- Russia	579	283	296
- Ukraine	273	63	210
North America States, including:	550	497	53
- the USA	532	484	48
Central and South America States	33	24	9
Australia and Oceania	20	12	8
Asian States	210	55	155
African States	40	11	29
Not indicated	30	1	29
Total:	6 487	4 821	1 666

Note. The table includes citizens of the Republic of Lithuania and aliens arriving for residence for the period exceeding 6 months.

Source. Department of Statistics under the Government of the Republic of Lithuania.

3.2. Number of persons who arrived to reside in the Republic of Lithuania in 2009, by nationality

Nationality	Number of persons
European States:	6 218
- EU Member States, including:	5 082
- Lithuania	4 821
- Poland	41
- EFTA Member States	6
- Other European States, including:	1 130
- Belarus	438
- Russia	312
- Ukraine	209
North America States, including:	52
- the USA	47
Central and South America States	10
Australia and Oceania	8
Asian States	157
African States	27
Stateless persons	15
Total:	6 487

Note. The table includes citizens of the Republic of Lithuania and aliens arriving for residence for the period exceeding 6 months.

Source. Department of Statistics under the Government of the Republic of Lithuania.

3.3. Number of citizens of the Republic of Lithuania and aliens who departed for residence to foreign states in 2009, by states

States where the persons departed	Total	Including	
		Citizens of the Republic of Lithuania	Aliens
European States:	19 128	14 467	4 661
- EU Member States, including:	13 514	13 100	414
- Ireland	2 763	2 757	6
- Belgium	122	112	10
- Denmark	359	325	34
- Great Britain	5 719	5 680	39
- Spain	1 355	1 351	4
- Italy	269	261	8
- Latvia	156	105	51
- Poland	159	78	81
- Netherlands	220	210	10
- France	214	196	18
- Sweden	454	434	20
- Germany	1 350	1 279	71
- EFTA Member States, including:	656	634	22
- Norway	536	523	13
- Other European States, including:	4 958	733	4 225
- Belarus	2 063	122	1 941
- Russia	1 145	474	671
- Ukraine	1 004	101	903
North America States, including:	1 810	1 656	154
- the USA	1 700	1 574	126
Central and South America States	107	90	17
Australia and Oceania	55	46	9
Asian States	808	134	674
African States	59	26	33
Not indicated	3	2	1
Total:	21 970	16 421	5 549

Note. The table includes citizens of the Republic of Lithuania and aliens departing for residence for the period exceeding 6 months.

Source. Department of Statistics under the Government of the Republic of Lithuania.

3.4. Number of persons who departed for residence to foreign states in 2009, by nationality

Nationality	Number of persons
European States:	21 037
- EU Member States, including:	16 798
- Lithuania	16 421
- Poland	80
- EFTA Member States	13
- Other European States, including:	4 226
- Belarus	1 939
- Russia	675
- Ukraine	895
North America States, including:	155
- the USA	127
Central and South America States	19
Australia and Oceania	11
Asian States, including:	678
- Israel	156
- China	256
African States	33
Stateless persons	37
Total:	21 970

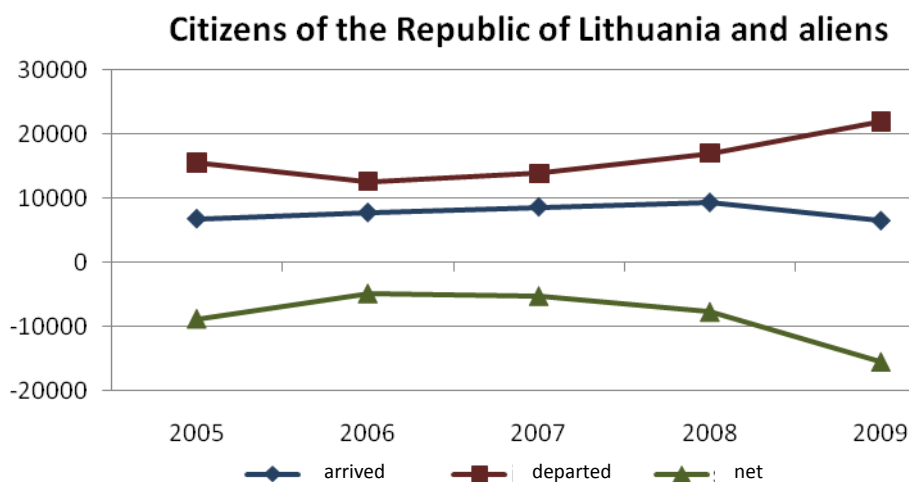
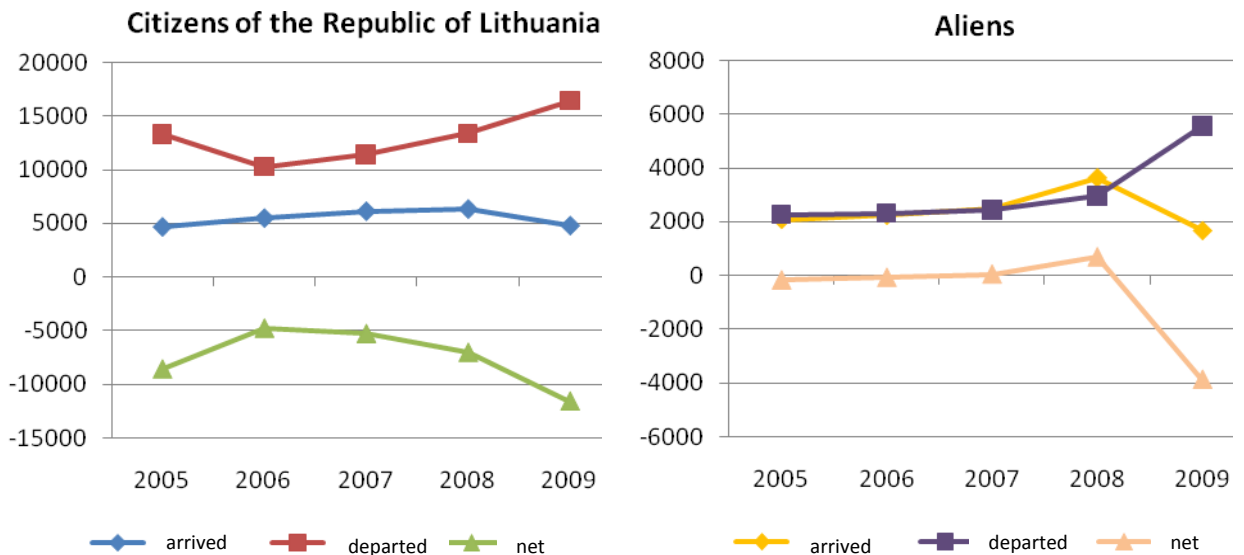
Note. The table includes citizens of the Republic of Lithuania and aliens departing for residence for the period exceeding 6 months.

Source. Department of Statistics under the Government of the Republic of Lithuania.

3.5. Arrival, departure and net of citizens of the Republic of Lithuania and aliens

	2005	2006	2007	2008	2009
Citizens of the Republic of Lithuania:					
- arrived	4 705	5 508	6 141	6 337	4 821
- departed	13 306	10 281	11 422	13 374	16 421
- net	-8 601	-4 773	-5 281	-7 037	-11 600
Aliens:					
- arrived	2 084	2 237	2 468	2 960	1 666
- departed	2 265	2 321	2 431	3 641	5 549
- net	-181	-84	37	- 681	-3 883
Total:					
- arrived	6 789	7 745	8 609	9 297	6 487
- departed	15 571	12 602	13 853	17 015	21 970
- net	-8 782	-4 857	-5 244	-7 718	-15 483

Source. Department of Statistics under the Government of the Republic of Lithuania.



4. Visas

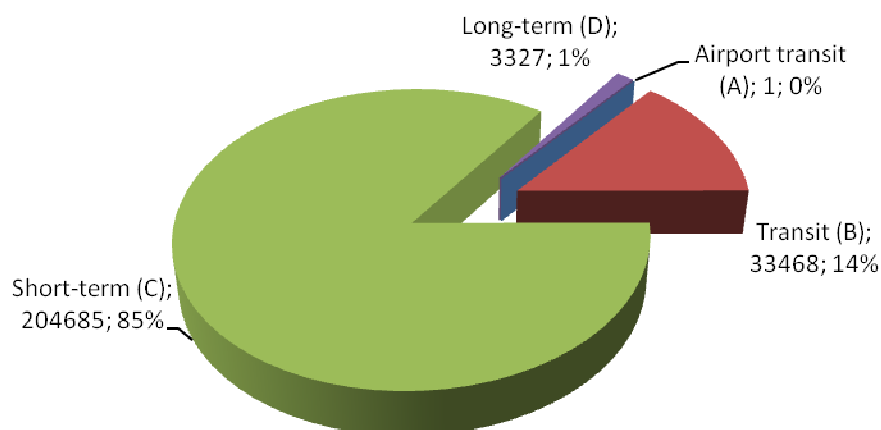
4.1. Number of decisions regarding applications of aliens to issue a visa in 2009, by place of submission

Place of submission of application	Decisions taken	
	to issue	to reject issuing
Diplomatic Missions and Consular Offices of the Republic of Lithuania	239 055	4 533
Border Guard Posts	1 855	20
Migration Services	354	1
Migration Department	210	–
Consular Department of the Ministry of Foreign Affairs	7	4
Total:	241 481	4 558

Source: Consular Department of the Ministry of Foreign Affairs of the Republic of Lithuania, State Border Guard Service under the Ministry of the Interior of the Republic of Lithuania, Migration Department under the Ministry of the Interior of the Republic of Lithuania, Migration Services.

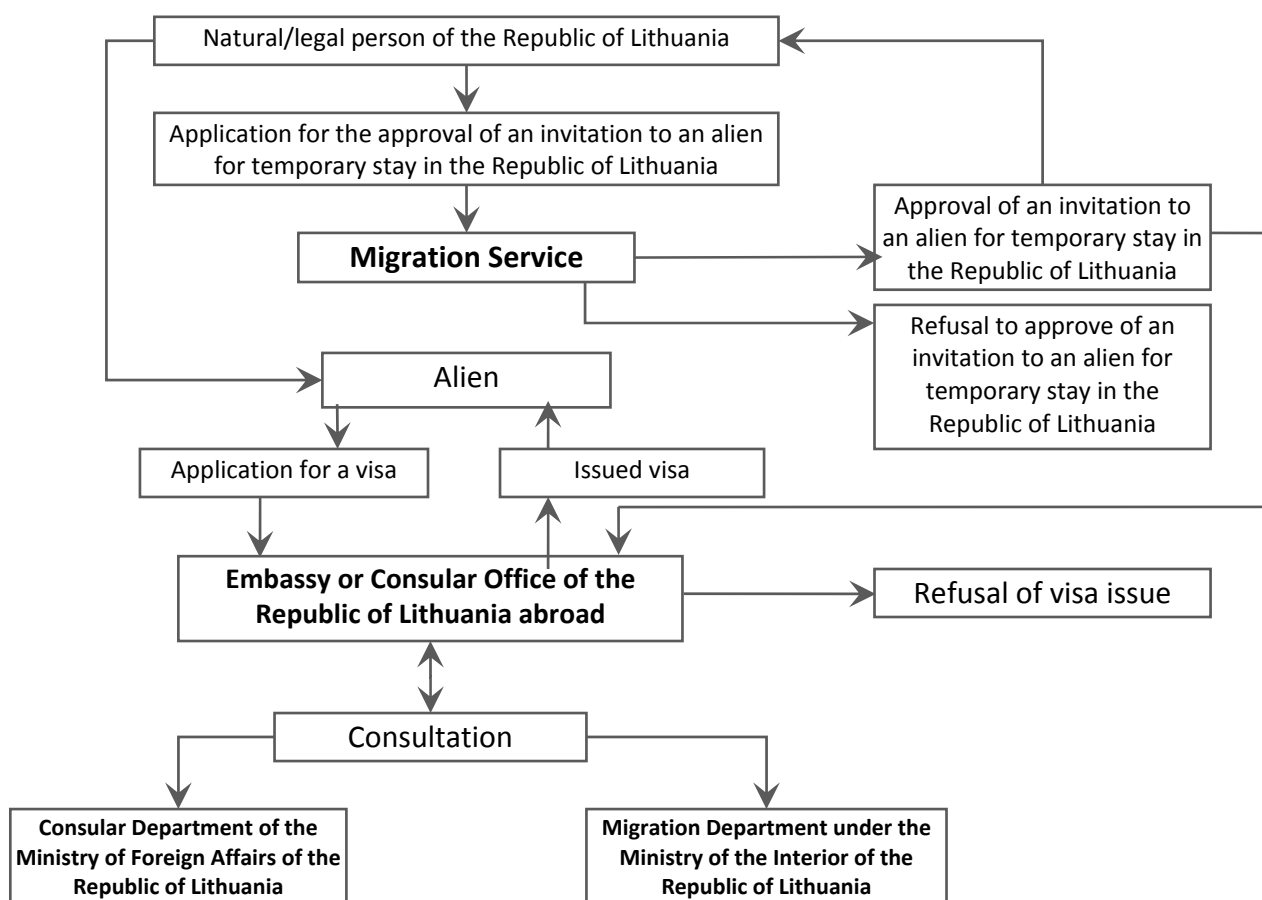
4.2. Number of visas of the Republic of Lithuania issued to aliens, by type

Type of visa	2005	2006	2007	2008	2009
Airport transit (A)	–	–	–	–	1
Transit (B)	54 320	56 804	55 210	34 659	33 468
Short-term (C)	318 309	365 881	355 174	211 379	204 685
Long-term (D)	2 213	3 724	6 207	6 649	3 327
Total:	374 842	426 409	416 591	252 687	241 481



Source: Consular Department of the Ministry of Foreign Affairs of the Republic of Lithuania, State Border Guard Service under the Ministry of the Interior of the Republic of Lithuania, Migration Department under the Ministry of the Interior of the Republic of Lithuania, Migration Services.

4.3. Issue of a Visa to an Alien. Flow Chart



According to the article 19 of the Law on the Legal Status of Aliens of the Republic of Lithuania of 29 April 2004 an alien is refused the issue of a visa if:

- 1) he does not comply with the conditions of entry established in the Schengen Borders Code, except the cases when conditions for entering are not fully complied with but the entering by the alien is necessary due to humanitarian reasons, national interests or international obligations;
- 2) in order to be issued a visa, the alien refused to produce the required information about the purpose and conditions of the journey, about the available means of subsistence during the period of his stay in the Republic of Lithuania or made statements of substantive fact which are untrue;
- 3) applying for a visa the alien presented documents with elements of counterfeiting;
- 4) there are serious grounds to believe that the alien may engage in illegal activities in the Republic of Lithuania for which liability under the laws of the Republic of Lithuania is established;
- 5) he is on the national list of aliens for whom an alert has been issued for the purpose of refusing entry in the Republic of Lithuania;
- 6) it has been decided to oblige him to depart from or to expel him from the Schengen state;
- 7) he has humiliated by action, word or deed the visa issuing officers, employees or the State of the Republic of Lithuania;
- 8) where there are serious grounds to believe that he has committed a crime against humanity or a war crime or committed genocide within the meaning defined in the laws of the Republic of Lithuania, international treaties and other sources of international law;
- 9) he has not submitted documents testifying to his being covered by health insurance, when the documents are required during the journey.

4.4. Number of decisions on extension of the period of stay in the Republic of Lithuania to aliens in possession of a visa, by decision-taking institution

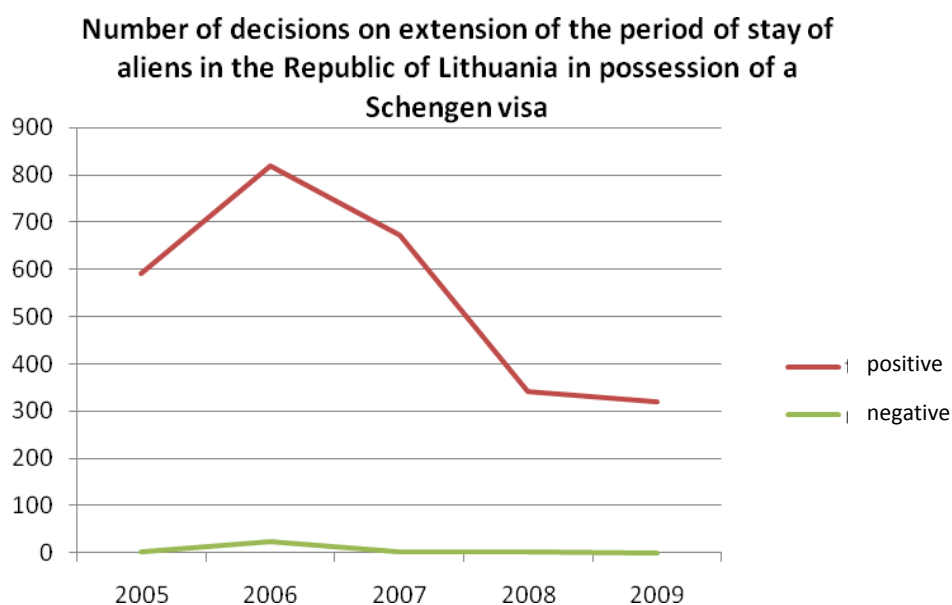
Decisions taken by:	2005		2006		2007		2008		2009	
	issue	reject issuing	issue	reject issuing	issue	reject issuing	issue	reject issuing	issue	reject issuing
Total:	592	1	820	23	672	1	342	1	321	–
- Migration Services	578	1	799	23	662	1	335	1	309	–
- Migration Department	14	–	21	–	10	–	7	–	12	–

Source: Migration Department under the Ministry of the Interior, Migration Services.

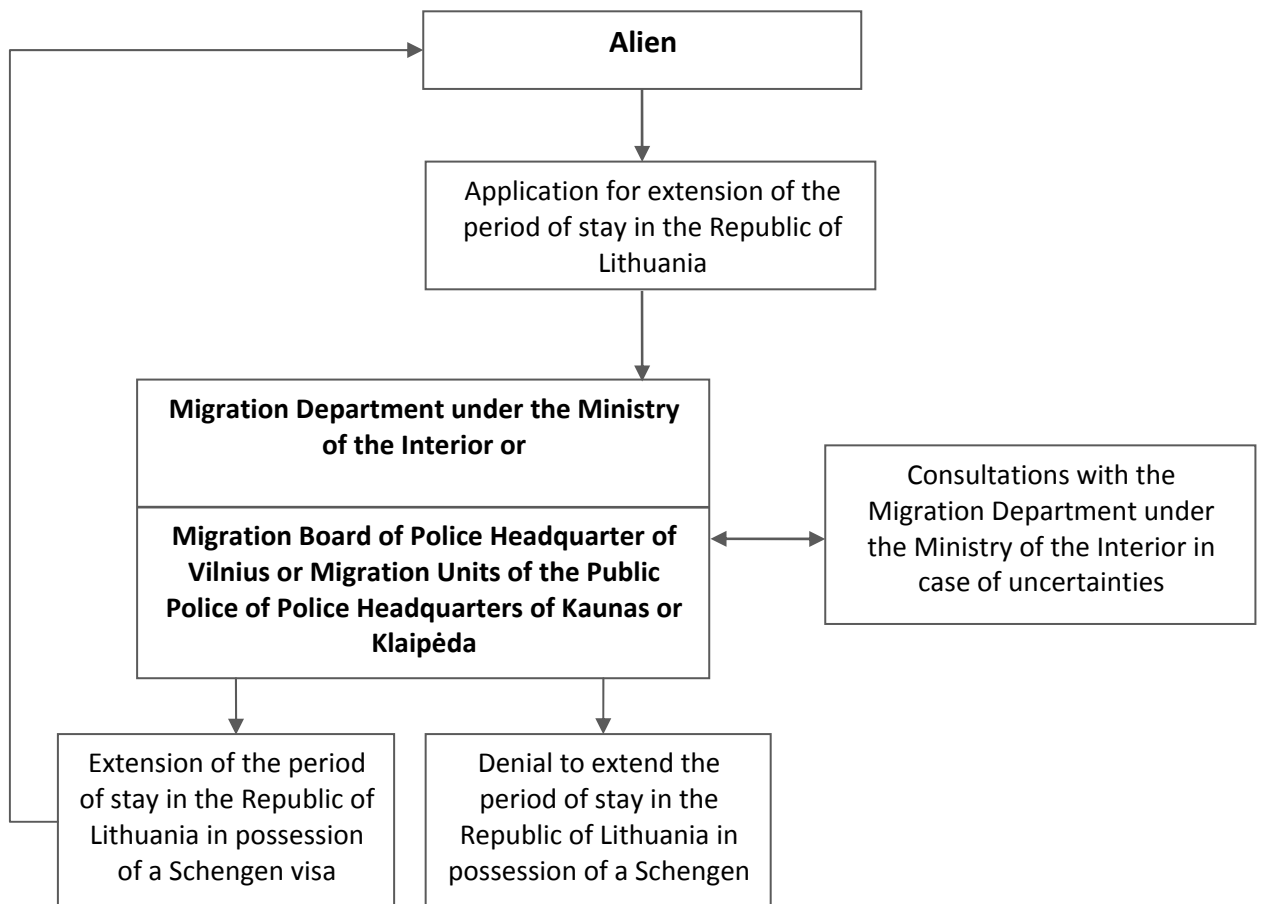
4.5. Number of decisions on extension of the period of stay of aliens in the Republic of Lithuania in possession of a Schengen visa, by type

	2005	2006	2007	2008	2009
Total:	593	843	673	343	321
- positive	592	820	672	342	321
- negative	1	23	1	1	–

Source: Migration Department under the Ministry of the Interior, Migration Services.



4.6. Extension of the period of stay in the Republic of Lithuania in possession of a visa. Flow Chart



According to the article 18(1) of the Law on the Legal Status of Aliens of the Republic of Lithuania of 29 April 2004 for an alien whose visa expired the period of stay in the Republic of Lithuania in possession of a Schengen visa may be extended for any of the following reasons which emerged after the issue of the visa:

- 1) acute illness, any other health disorder or condition of organism precluding the alien's departure from the Republic of Lithuania;
- 2) professional activity;
- 3) a personal reason which the alien could not have foreseen and could not avoid its emergence during his stay in the Republic of Lithuania being in possession of a visa;
- 4) *force majeure*.

4.7. List of the countries whose citizens do not need visas to enter the Republic of Lithuania

(as of 31 December 2009)

1. Ireland	26. United Kingdom	49. Paraguay
2. Andorra	27. United States	50. Korea (South)
3. Antigua and Barbuda	28. Montenegro*	51. Portugal
4. Argentina	29. Canada	52. France
5. Australia	30. Hong Kong Special Administrative Region**	53. Romania
6. Austria	31. Macau Special Administrative Region***	54. El Salvador
7. Bahamas	32. Cyprus	55. San Marino
8. Barbados	33. Costa Rica	56. Seychelles
9. Belgium	34. Croatia	57. Saint Kitts and Nevis
10. Brazil	35. Latvia	58. Serbia (excluding holders of Serbian passports issued by the Serbian Coordination Directorate (in Serbian <i>Koordinaciona uprava</i>))*
11. Brunei Darussalam	36. Poland	59. Singapore
12. Bulgaria	37. Liechtenstein	60. Slovakia
13. Macedonia*	38. Luxembourg	61. Slovenia
14. Czech Republic	39. Malaysia	62. Finland
15. Chile	40. Malta	63. Sweden;
16. Denmark	41. Mauritius	64. Switzerland
17. Estonia	42. Mexico	65. Uruguay
18. Greece	43. Monaco	66. Vatican City (Holy See)
19. Guatemala	44. New Zealand	67. Venezuela
20. Honduras	45. Nicaragua	68. Hungary
21. Iceland	46. Netherlands	69. Germany
22. Spain	47. Norway	
23. Italy	48. Panama	
24. Israel		
25. Japan		

* Visas requirement abolishment is only valid for holders of biometric passports.

** Visas requirement abolishment is only valid for holders of Hong Kong Special Administrative Region passports.

*** Visas requirement abolishment is only valid for holders of Macao Special Administrative Region passports.

4.8. List of countries whose citizens holding diplomatic or service passports may enter the Republic of Lithuania without visas

(as of 31 December 2009)

1. Albania (for holders of diplomatic passport only)
2. Armenia (for holders of diplomatic passport only)
3. Bosnia and Herzegovina (for holders of diplomatic passport only)
4. China (for holders of diplomatic and official passport only)
5. Morocco (for holders of diplomatic passport only)
6. Moldova (for holders of diplomatic passport only)
7. Russia (for holders of diplomatic passport only)
8. Turkey (for holders of diplomatic, official and special passports only)
9. Ukraine (for holders of diplomatic and official passport only)

4.9. List of countries to which Lithuanian citizens are exempted from visa requirements

(as of 31 December 2009)

- | | | |
|---|---|---|
| 1. Ireland | 30. Spain | 60. Paraguay |
| 2. Albania | 31. Italy | 61. Peru |
| 3. Andorra | 32. Israel (with reservations) | 62. South Korea |
| 4. Antigua and Barbuda | 33. Japan | 63. Portugal |
| 5. Argentina | 34. the USA (with reservations) | 64. France |
| 6. Australia (with reservations) | 35. Montenegro | 65. Romania |
| 7. Austria | 36. Canada (with reservations) | 66. El Salvador |
| 8. Bahamas | 37. Cyprus | 67. San Marino |
| 9. Barbados | 38. Colombia | 68. the Seychelles |
| 10. Belgium | 39. Costa Rica | 69. Saint Kitts and Nevis |
| 11. Belize | 40. Croatia | 70. Serbia |
| 12. Bolivia | 41. Cuba (with reservations) | 71. Singapore |
| 13. Bosnia and Herzegovina | 42. Latvia | 72. Slovakia |
| 14. Brazil | 43. Poland | 73. Slovenia |
| 15. Bulgaria | 44. Lichtenstein | 74. Finland |
| 16. Czech Republic | 45. Luxembourg | 75. Swaziland |
| 17. Chile | 46. Macau Special Administrative Region | 76. Sweden |
| 18. Denmark | 47. Macedonia | 77. Switzerland |
| 19. Great Britain* | 48. Malaysia | 78. Taiwan (with reservations) |
| 20. Dominican Republic (with reservations) | 49. Malta | 79. Trinidad and Tobago (with reservations) |
| 21. Ecuador | 50. Morocco | 80. Tunisia (with reservations) |
| 22. Estonia | 51. Mauritius | 81. Turkey (with reservations) |
| 23. the Philippines (with reservations) | 52. Mexico | 82. Ukraine |
| 24. Greece | 53. Moldova | 83. Uruguay |
| 25. Georgia | 54. Monaco | 84. Vatican City (Holy See) |
| 26. Guatemala | 55. New Zealand | 85. Venezuela (with reservations) |
| 27. Honduras | 56. Nicaragua | 86. Hungary |
| 28. Hong Kong Special Administrative Region | 57. the Netherlands | 87. Germany |
| 29. Iceland | 58. Norway | |
| | 59. Panama | |

* Visa is also not required for citizens of the Republic of Lithuania travelling to the following overseas territories of the United Kingdom: Anguilla; Bermuda; British Antarctic Territory; British Virgin Islands; Cayman Islands, Gibraltar; Montserrat, Turks and Caicos Islands.

4.10. List of the countries which may be entered by the citizens of the Republic of Lithuania holding diplomatic or service passports without visas

(as of 31 December 2009)

1. Armenia (for holders of diplomatic passport only)
2. China (for holders of diplomatic and official passport only);
3. Russia (for holders of diplomatic passport only)
4. Saint Lucia (for holders of diplomatic passport only)

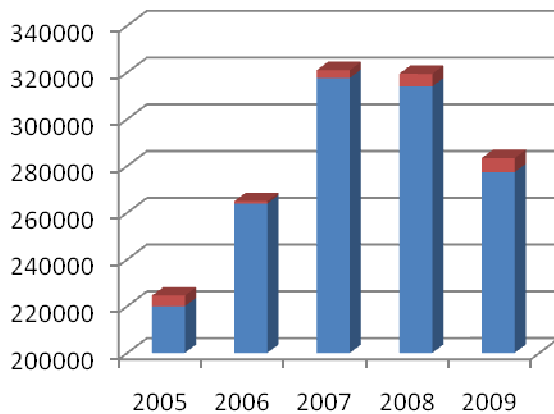
5. Facilitated Transit for the citizens of the Russian Federation

5.1. Decisions regarding issuance of Facilitated Transit / Facilitated Railway Transit documents to the citizens of the Russian Federation

	2005		2006		2007		2008		2009	
	issue	reject issuing	issue	reject issuing	issue	reject issuing	issue	reject issuing	issue	reject issuing
On issue of a facilitated transit document	4 553	22	1 074	122	3 371	18	5 455	55	6 042	46
On issue of a facilitated railway transit document	220 002	83	263 889	182	317 616	-	313 957		277 321	3
Total:	224 555	105	264 963	304	320 987	18	319 412	55	283 363	49

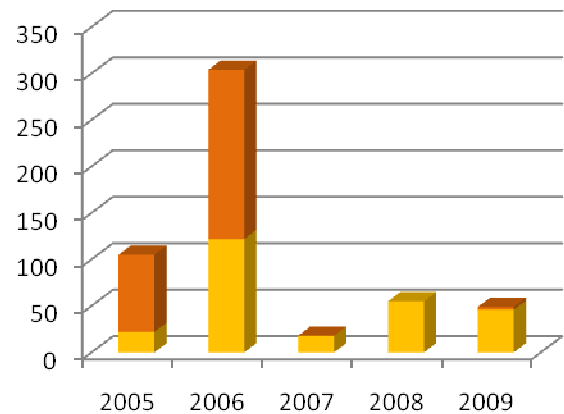
Source: Consular Department of the Ministry of Foreign Affairs of the Republic of Lithuania.

Decisions to issue



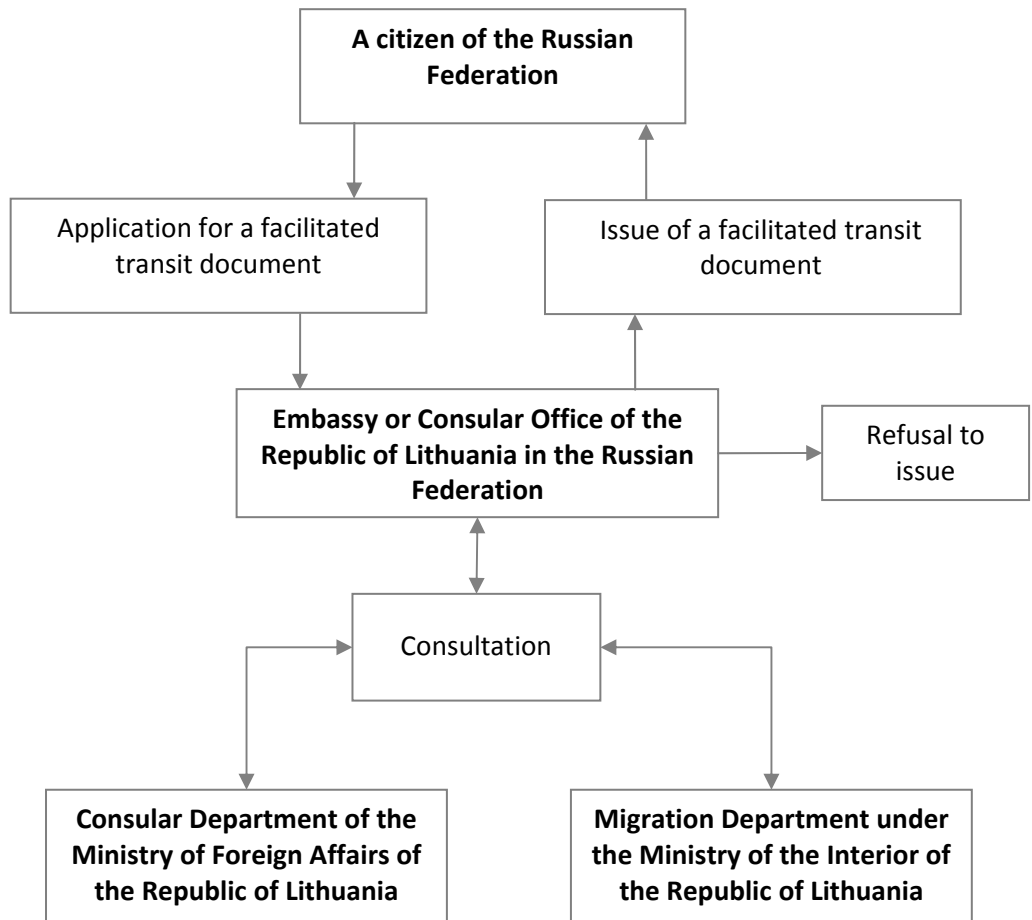
- On issue of a facilitated railway transit document
- On issue of a facilitated transit document

Decisions to reject issuing

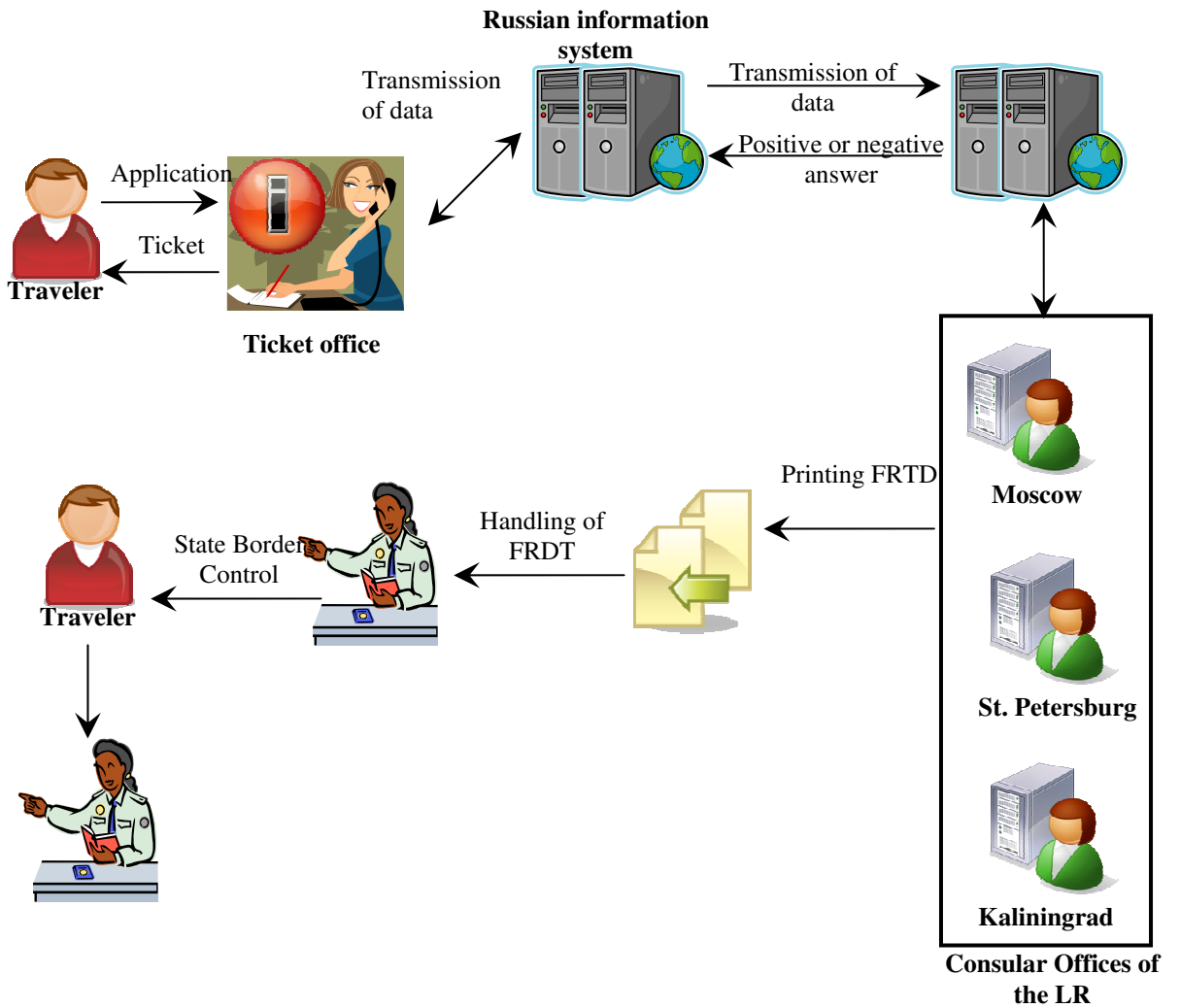


- On issue of a facilitated railway transit document
- On issue of a facilitated transit document

5.2. Issue of facilitated transit documents to the citizens of the Russian Federation.
Flow chart



5.3. Issue of Facilitated Railway Transit Documents (FRTD) to the Citizens of the Russian Federation. Flow Chart



6. Free movement of persons

6.1. Number of applications of citizens of EU/EFTA Member States for issue of a Certificate confirming the right to reside in the Republic of Lithuania, decisions taken and issued Certificates in 2009, by nationality

Nationality	Number of applications	Decisions on issue of a Certificate for a national of an EU/EFTA Member State proving his right to reside in the Republic of Lithuania		Issued Certificates for a nationals of an EU/EFTA Member State proving his right to reside in the Republic of Lithuania
		issue	refuse to issue	
Ireland	8	8	–	8
Austria	7	7	–	7
Belgium	12	12	–	12
Bulgaria	22	22	–	22
Czech Republic	11	11	–	11
Denmark	38	38	–	38
Great Britain	39	39	–	39
Estonia	19	19	–	19
Greece	5	5	–	5
Iceland	3	3	–	3
Spain	37	37	–	37
Italy	50	50	–	50
Cyprus	1	1	–	1
Latvia	113	114	–	114
Poland	98	98	–	98
Malta	1	1	–	1
the Netherlands	10	10	–	10
Norway	10	10	–	10
Portugal	23	23	–	23
France	73	73	–	73
Romania	12	12	–	12
Slovak Republic	12	12	–	12
Slovenia	3	3	–	3
Finland	21	21	–	21
Sweden	32	33	–	33
Switzerland	3	3	–	3
Hungary	7	7	–	7
Germany	116	116	–	116
Total:	786	788	–	788

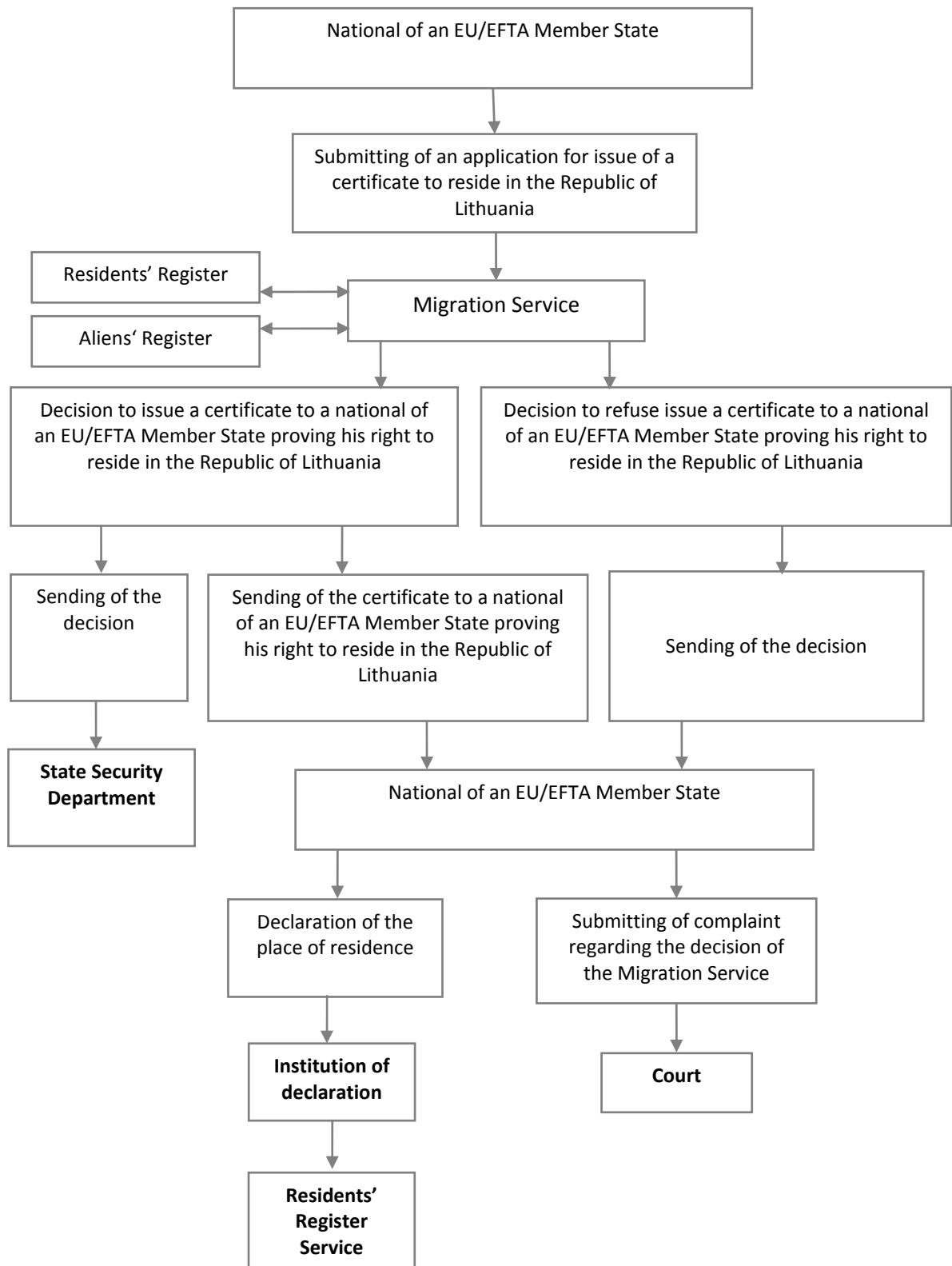
According to the article 101 (1) of the Law on the Legal Status of Aliens of the Republic of Lithuania a national of a Member State of the European Union/EFTA shall have the right to reside in the Republic of Lithuania if he / she:

- 1) is an employee or self-employed person;
- 2) in possession of adequate means of subsistence for himself and for his family members to reside in the Republic of Lithuania and is in possession of a valid medical insurance document;
- 3) is a student, pupil, trainee, attends retraining courses or vocational training courses, has adequate means of subsistence to stay in the Republic of Lithuania for himself or his family members if they accompany or join him and is in possession of a valid medical insurance document;
- 4) a family member of the EU Member State/EFTA national who accompanies him or joins him.

6.2. Number of decisions in 2009 for issue of a Certificate for a national of an EU/EFTA Member State proving his right to reside in the Republic of Lithuania and issued Certificates, by grounds of arrival

Ground of arrival	Decisions on issue of a Certificate for a national of an EU/EFTA Member State proving his right to reside in the Republic of Lithuania		Issued Certificates for a nationals of an EU/EFTA Member State proving his right to reside in the Republic of Lithuania
	issue	refuse to issue	
Is an employee or a self-employed person	298	–	298
Is in possession of adequate means of subsistence for himself and for his family members to reside in the Republic of Lithuania and is in possession of a valid medical insurance document	120	–	120
Is a student, a pupil, a trainee, attends retraining courses or vocational training courses, has adequate means of subsistence to stay in the Republic of Lithuania for himself and his family members if they accompany or join him and is in possession of a valid medical insurance document	229	–	229
Is a family member of an EU/EFTA Member State national accompanying him or arriving to stay with him	141	–	141
Total:	788	–	788

6.3. Issue of a Certificate for a national of an EU/EFTA Member State proving his right to reside in the Republic of Lithuania. Flow Chart

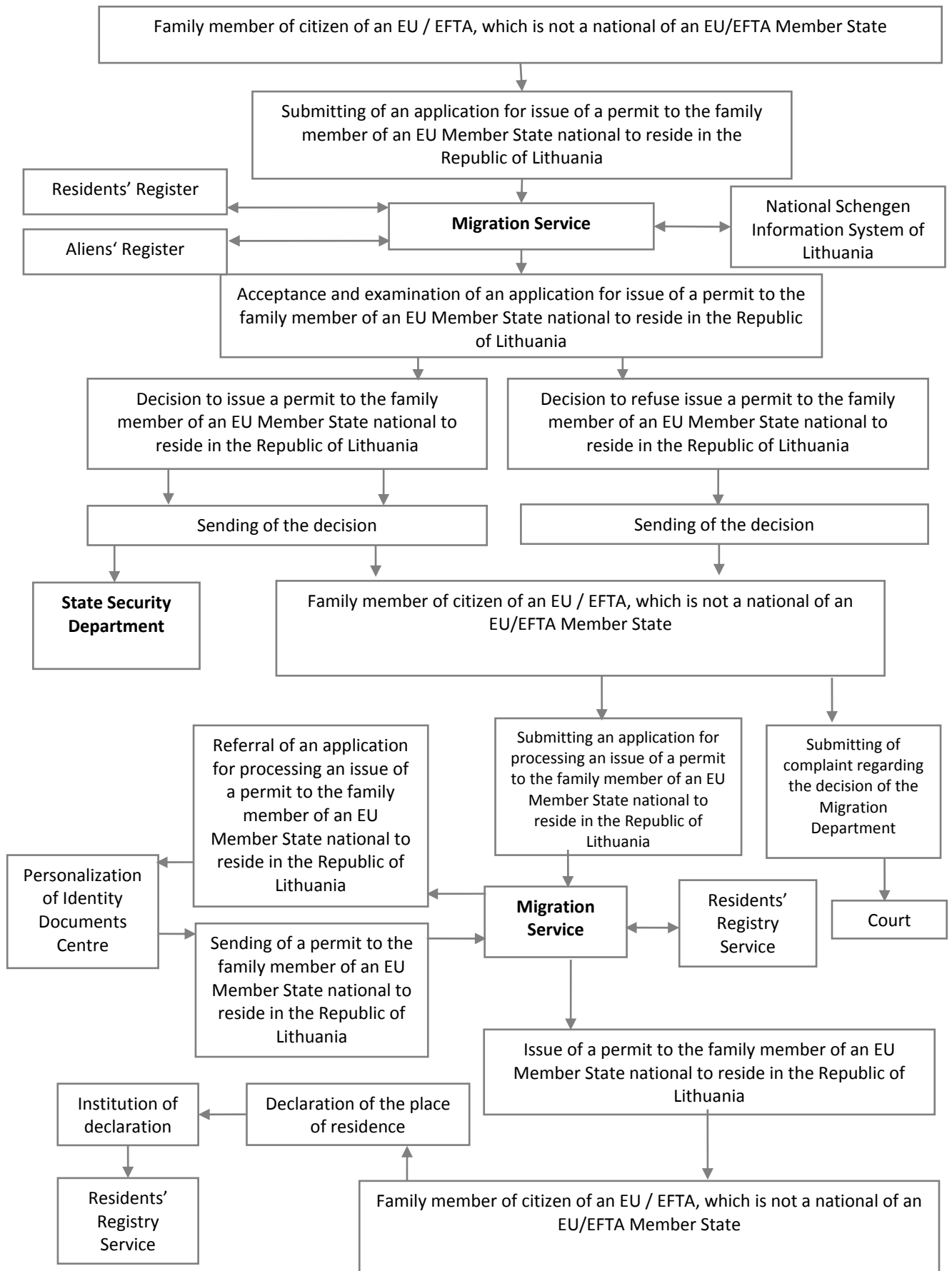


6.4. Number of applications of a family member of a citizen of an EU Member State for issue / extension of the EU residence permit of the Republic of Lithuania, decisions taken and issued residence permits in the Republic of Lithuania of a family member of an EU national in 2009, by nationality

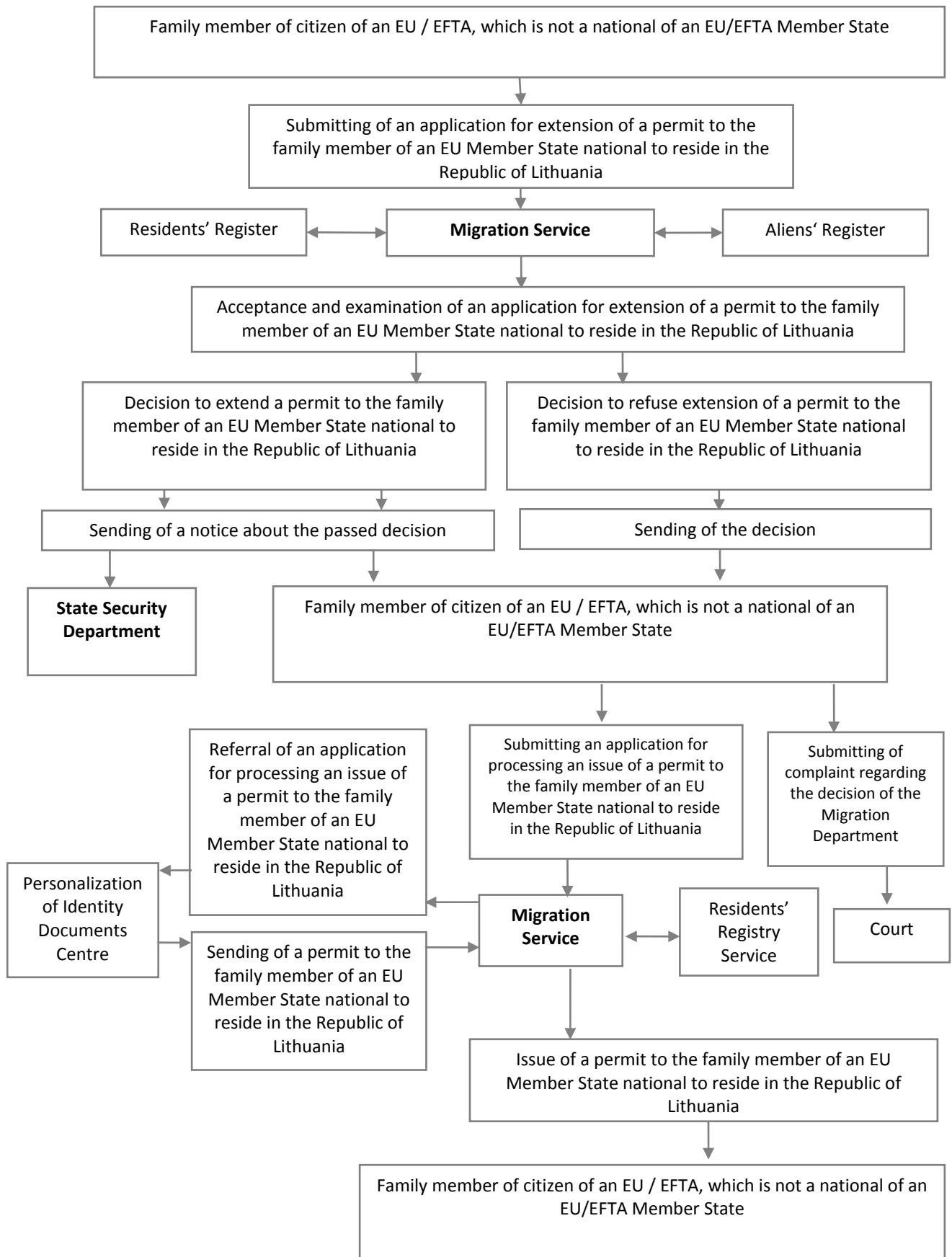
Nationality	Applications	Decisions on issue of residence permits in the Republic of Lithuania of a family member of an EU national		Issued residence permits in the Republic of Lithuania of a family member of an EU national
		issue/extension	refusal on issue/extension	
Albania	1	1	–	1
Algeria	1	1	–	1
Belarus	3	3	–	5
Stateless	7	7	–	7
Bosnia and Herzegovina	1	1	–	1
India	1	1	–	1
Iran	–	–	–	2
Israel	1	1	–	1
the USA	2	1	–	2
China	1	1	–	1
Moldova	1	–	–	–
Nigeria	1	2	–	2
Pakistan	2	2	–	2
Russia	8	8	–	7
Turkey	1	1	–	–
Ukraine	5	5	–	4
Uzbekistan	1	1	–	1
Total:	37	36	–	38

According to the Article 99 (2) of the Law of the Republic of Lithuania on Legal Status of Aliens family members of the national of the EU / EFTA Member State who are not citizens of an EU / EFTA Member State, upon entering the Republic of Lithuania for residence for longer than 3 months in a 6-month period accompanying the national of the EU / EFTA Member State or joining him must be issued the EU residence permit.

6.5. Issue of a permit to the family member of an EU Member State national to reside in the Republic of Lithuania. Flow Chart



6.6. Extension of the permit to the family member of the EU Member State national to reside in the Republic of Lithuania. Flow Chart



6.7. Number of applications for issue of a Certificate confirming the right of an EU / EFTA Member State national to permanently reside in the Republic of Lithuania in 2009, by nationality

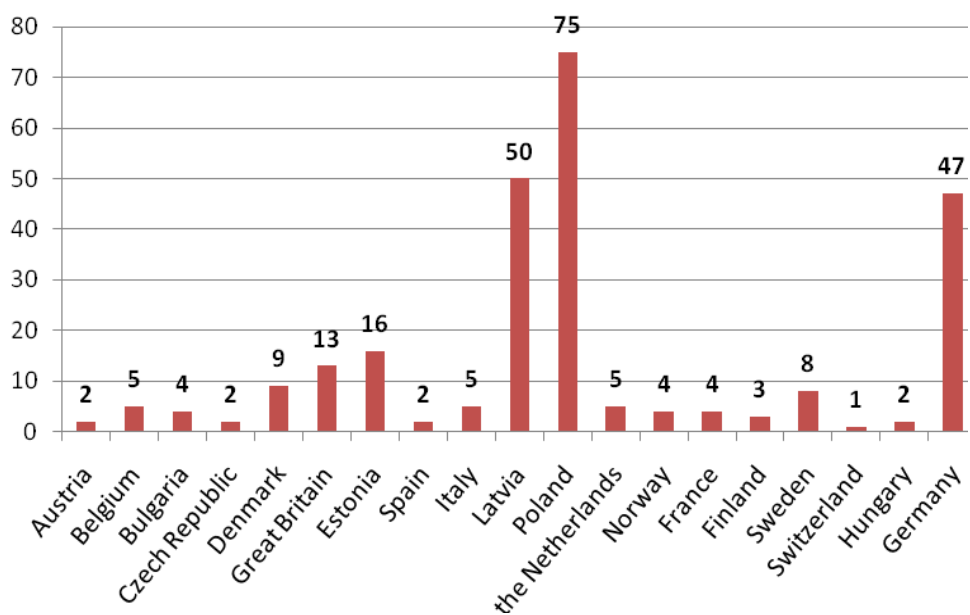
Nationality	Applications
Austria	2
Belgium	5
Bulgaria	5
Czech Republic	2
Denmark	9
Great Britain	10
Estonia	19
Spain	2
Italy	5
Latvia	53
Poland	79
the Netherlands	5
Norway	5
France	4
Finland	3
Sweden	8
Switzerland	2
Hungary	2
Germany	50
Total:	270

The national of an EU Member State who has been legally residing in the Republic of Lithuania for the last 5 years or who has retained the right to citizenship of the Republic of Lithuania according to the procedure established by the Law on Citizenship or who is a person of Lithuanian descent or entered the Republic of Lithuania for residence accompanying the citizen of the Republic of Lithuania as his family member, shall acquire the right to permanently reside in the Republic of Lithuania.

The EU Member State national shall be issued a certificate of the form established by the Minister of the Interior confirming his right to permanently reside in the Republic of Lithuania. This certificate proves the right of the EU Member State national to permanently reside in the Republic of Lithuania (Article 104 (1, 4) of the Law on the Legal Status of Aliens of the Republic of Lithuania of 29 April 2004).

6.8. Number of decisions on issue of a certificate confirming the right of an EU / EFTA Member State national to permanently reside in the Republic of Lithuania in 2009, by nationality

Nationality	Decisions made regarding the certificate confirming the right to permanently reside in the Republic of Lithuania	
	issue	refuse to issue
Austria	2	-
Belgium	5	-
Bulgaria	4	-
Czech Republic	2	-
Denmark	9	-
Great Britain	13	-
Estonia	16	-
Spain	2	-
Italy	5	-
Latvia	50	-
Poland	75	-
the Netherlands	5	-
Norway	4	-
France	4	-
Finland	3	-
Sweden	8	-
Switzerland	1	-
Hungary	2	-
Germany	47	2
Total:	257	2



6.9. Issue of a Certificate confirming the right of an EU/EFTA Member State national to permanently reside in the Republic of Lithuania. Flow Chart



6.10. Number of applications of family members of citizens of an EU /EFTA Member State for issue of an EC permanent residence permit in 2009, by nationality

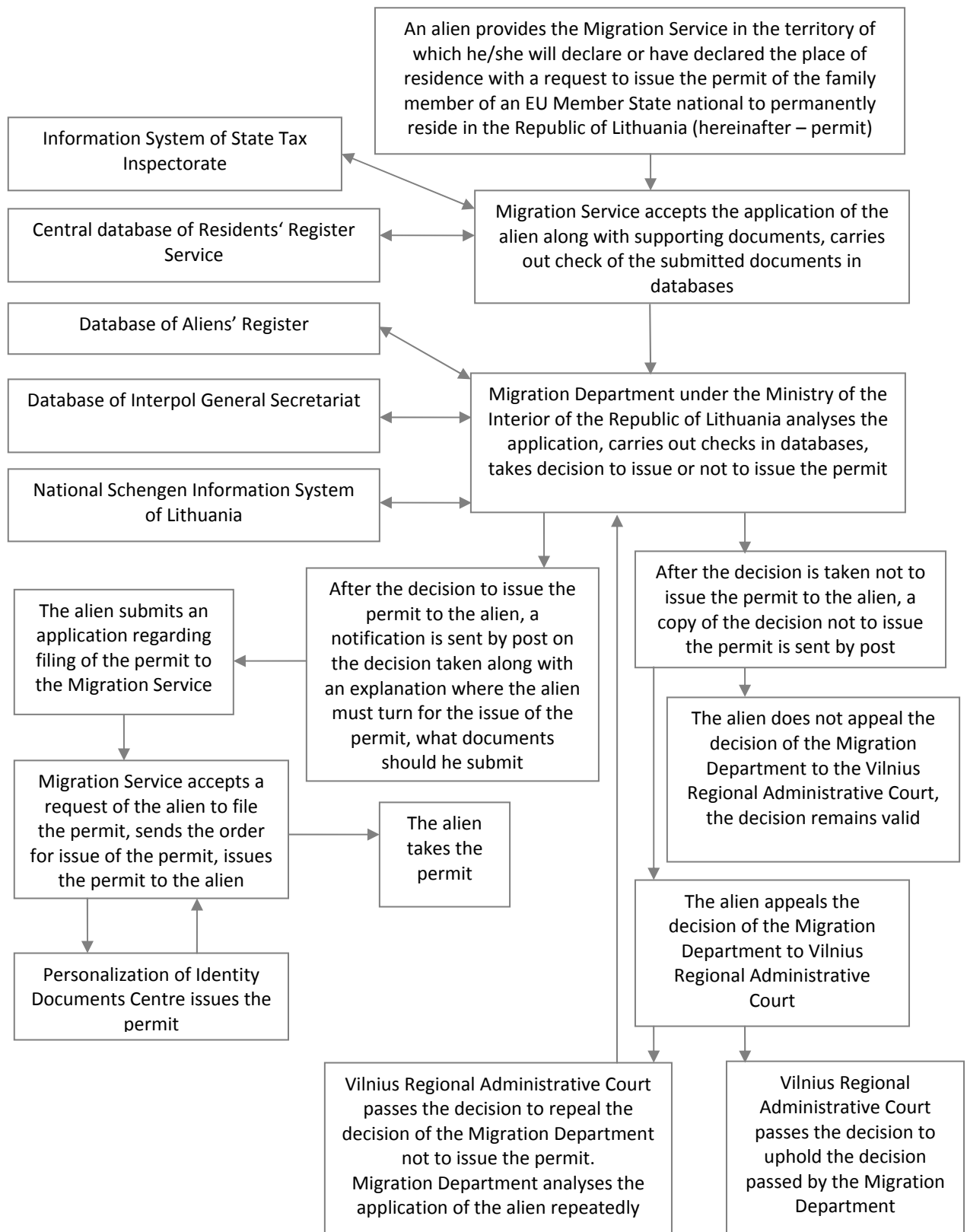
Nationality	Applications	
	issue	extend
New Zealand	1	-
Total:	1	-

Family members of an EU Member State national acquire the right to permanently reside in the Republic of Lithuania if they have been legally residing in it with an EU Member State national for the last 5 years or if they retained the right to reside in the Republic of Lithuania under the paragraph 1 of Article 101 (1) of the Law on the Legal Status of Aliens of the Republic of Lithuania or they are family members of an EU Member State national who has retained the right to citizenship of the Republic of Lithuania according to the procedure established by the Law on Citizenship or are family members of a person of Lithuanian descent (Article 104 (2, 3, 5) of the Law on the Legal Status of Aliens of the Republic of Lithuania of 29 April 2004).

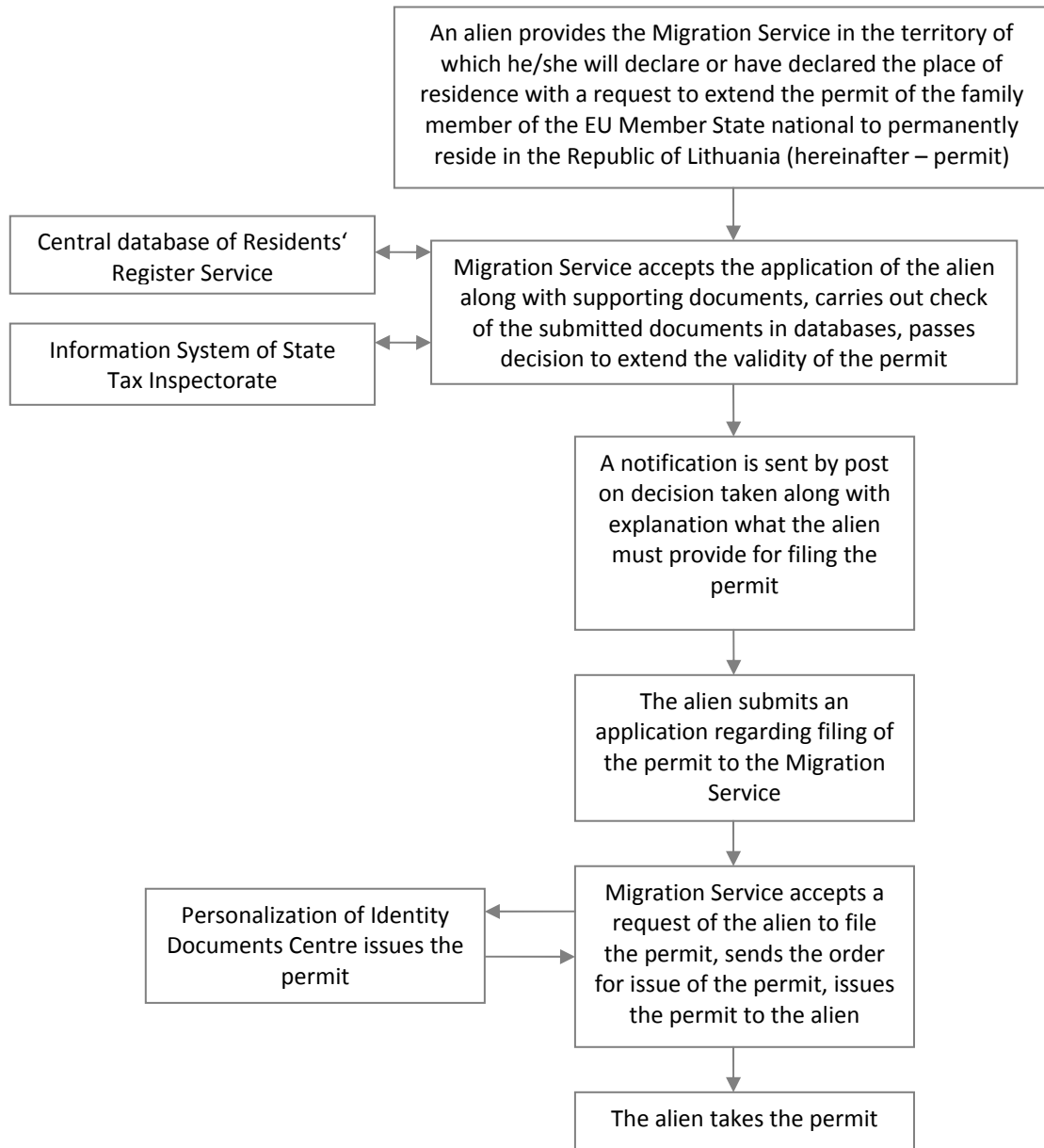
6.11. Number of decisions for issue / extension of permanent residence permits in the Republic of Lithuania for family members of citizens of an EU / EFTA Member State in 2009, by nationality

Nationality	Decisions passed	
	to issue	not to issue
New Zealand	1	-
Total:	1	-

6.12. Issue of a permit to the family member of an EU Member State national to permanently reside in the Republic of Lithuania. Flow Chart



6.13. Extension of the permit to the family member of the EU Member State national to permanently reside in the Republic of Lithuania. Flow Chart



7. Temporary residence permits in the Republic of Lithuania

7.1. Number of applications of aliens for issue/replacement of a temporary residence permit in the Republic of Lithuania in 2009, by nationality

Nationality of an alien	Applications for the issue of a temporary residence permit in the Republic of Lithuania	Applications for the replacement of a temporary residence permit in the Republic of Lithuania
European States, including:	2 758	5 828
- Belarus	936	2 569
- Russia	536	1 605
- Turkey	494	182
- Ukraine	564	1 040
North America States, including:	128	194
- the USA	117	167
Central and South America States	15	49
Australia and Oceania States	6	10
Asian States, including:	465	852
- India	107	95
- Israel	50	185
- China	87	223
- Lebanon	25	93
African States	64	72
Stateless	15	39
Total:	3 451	7 044

Note. The table does not include aliens that have submitted applications for subsidiary protection in the Republic of Lithuania.

According to Article 40 (1) of the Law on the Legal Status of Aliens of the Republic of Lithuania a temporary residence permit in the Republic of Lithuania may be issued / replaced to an alien if:

- 1) an alien has retained the right to Lithuanian citizenship in the manner prescribed by the Law on Citizenship;
- 2) an alien is a person of Lithuanian descent;
- 3) it is the case of family reunification;
- 4) an alien intends to take up employment in the Republic of Lithuania;
- 5) an alien intends to engage in lawful activities in the Republic of Lithuania;
- 6) an alien intends to get access to education, to study at an educational establishment, to participate in internship, training, to take part in vocational training;
- 7) an alien has been put under guardianship/curatorship or has been appointed guardian/curator;
- 8) an alien may not be expelled from the Republic of Lithuania or his expulsion has been postponed;
- 9) an alien has been granted subsidiary protection in the Republic of Lithuania;
- 10) an alien has been granted temporary protection in the Republic of Lithuania;
- 11) an alien is unable to leave because he is in dangerous state of health and needs immediate emergency medical aid;
- 12) an alien will be allowed to remain in the Republic of Lithuania as he is or has been a victim of human trafficking and cooperates with the pre-trial investigation body or with the court in the fight against trafficking in human beings or in combating the offences of trafficking in human beings;
- 13) he intends to carry out research and/or experimental development works as the researcher under employment contract concluded with the research institution registered in the Republic of Lithuania.

7.2. Number of decisions on issue / replacement of a temporary residence permit in the Republic of Lithuania for aliens in 2008, by grounds for arrival

Ground of arrival	Decisions on issue/replacement of a temporary residence permit in the Republic of Lithuania		
	issue	replace	refuse to issue /replace
An alien has retained the right to citizenship of the Republic of Lithuania in the manner prescribed by the Law on Citizenship	25	8	-
An alien is a person of Lithuanian descent	18	3	-
Parents (adoptive parents) of an alien or one of them live in the Republic of Lithuania and are citizens of the Republic of Lithuania	68	227	-
Parents (adoptive parents) of an unaccompanied minor or one of them reside in the Republic of Lithuania, or a spouse of one of the parents taking care of an unaccompanied minor is a citizen of the Republic of Lithuania or has a residence permit of the Republic of Lithuania	103	311	3
A child (adoptive child) of an alien lives in the Republic of Lithuania and is a citizen of the Republic of Lithuania	136	491	-
Spouse of an alien or a person with whom the registered partnership is concluded and who is a national of the Republic of Lithuania or an alien possessing a residence permit of the Republic of Lithuania	624	2 361	18
An alien is in possession of a work permit in the Republic of Lithuania	2 311	1 994	20
An alien intends to work in the Republic of Lithuania	76	54	-
An alien incorporates a company, establishment or organization in the Republic of Lithuania as an owner or joint owner who owns not less than 10 percent of the authorized capital of the company or voting rights, or the nominal value of his authorized capital is not less than 50 thousand Lt, and his stay in Lithuania is necessary for achievement of the objectives of the company, establishment or organization as well as carrying out the activity	405	422	8
An alien is the head or an authorized person of the company, establishment or organization registered in the Republic of Lithuania, if the main purpose of his arrival is work at the company, establishment or organization	55	132	-
An alien intends to engage in lawful activities in the Republic of Lithuania, the activity of which is not subject to work permission or permission to carry out certain type of activity	57	93	-
An alien is admitted to study at the higher education institution for full-time consecutive studies	581	915	1
An alien is admitted to study at the secondary education institution	47	57	-
Other	23	73	3
Total:	4 529	7 141	53

7.3. Number of withdrawn temporary residence permits in the Republic of Lithuania in 2009, by the grounds for withdrawal

Ground for withdrawal	Withdrawn temporary residence permits in the Republic of Lithuania
There are grounds provided for in paragraph 1 of Article 35 of this Law	5
There are serious grounds to believe that a marriage of convenience, registered partnership of convenience or fake adoption have been concluded	2
A marriage has been dissolved	12
An alien's work permit in the Republic of Lithuania has been withdrawn	843
an employment contract with the alien has been terminated	279
It is established that the enterprise, agency or organization whose owner or co-owner the alien is does not perform the declared activities and/or the alien's stay in the Republic of Lithuania is not necessary for the pursuit of the aims and carrying out of the activities of the enterprise, agency or organization	1
The alien's lawful activities in the Republic of Lithuania have been terminated or completed	19
The alien has been removed from the lists of students or pupils, his internship programme is discontinued or is completed before schedule, he is removed from the lists of participants in in-service or vocational training	61
The alien departs to reside or has been residing in a foreign country for a period longer than six months	37
The change of the circumstances due to which the temporary permit was issued	45
Temporary residence permit in the Republic of Lithuania has been withdrawn for the alien's family member living together with him	4
Total:	1 308

7.4. Number of withdrawn temporary residence permits in the Republic of Lithuania in 2009, by the nationality

Nationality of an alien	Withdrawn temporary residence permits in the Republic of Lithuania
Argentina	1
Armenia	3
Azerbaijan	1
Belarus	550
Bangladesh	2
Egypt	1
Georgia	34
India	8
Iran	1
Israel	2
the USA	7
Canada	2
Kazakhstan	5
China	104
Kirgizstan	6
Croatia	1
Lebanon	2
Mexico	1
Moldova	90
Nigeria	2
Pakistan	17
South Korea	1
Peru	1
Russia	59
Senegal	3
Serbia	1
Syria	1
Sri Lanka	15
Tunisia	1
Turkey	32
Ukraine	351
Uzbekistan	2
Stateless	1
Total:	1 308

7.5. Number of issued/replaced temporary residence permits of the Republic of Lithuania to aliens in 2009, by nationality

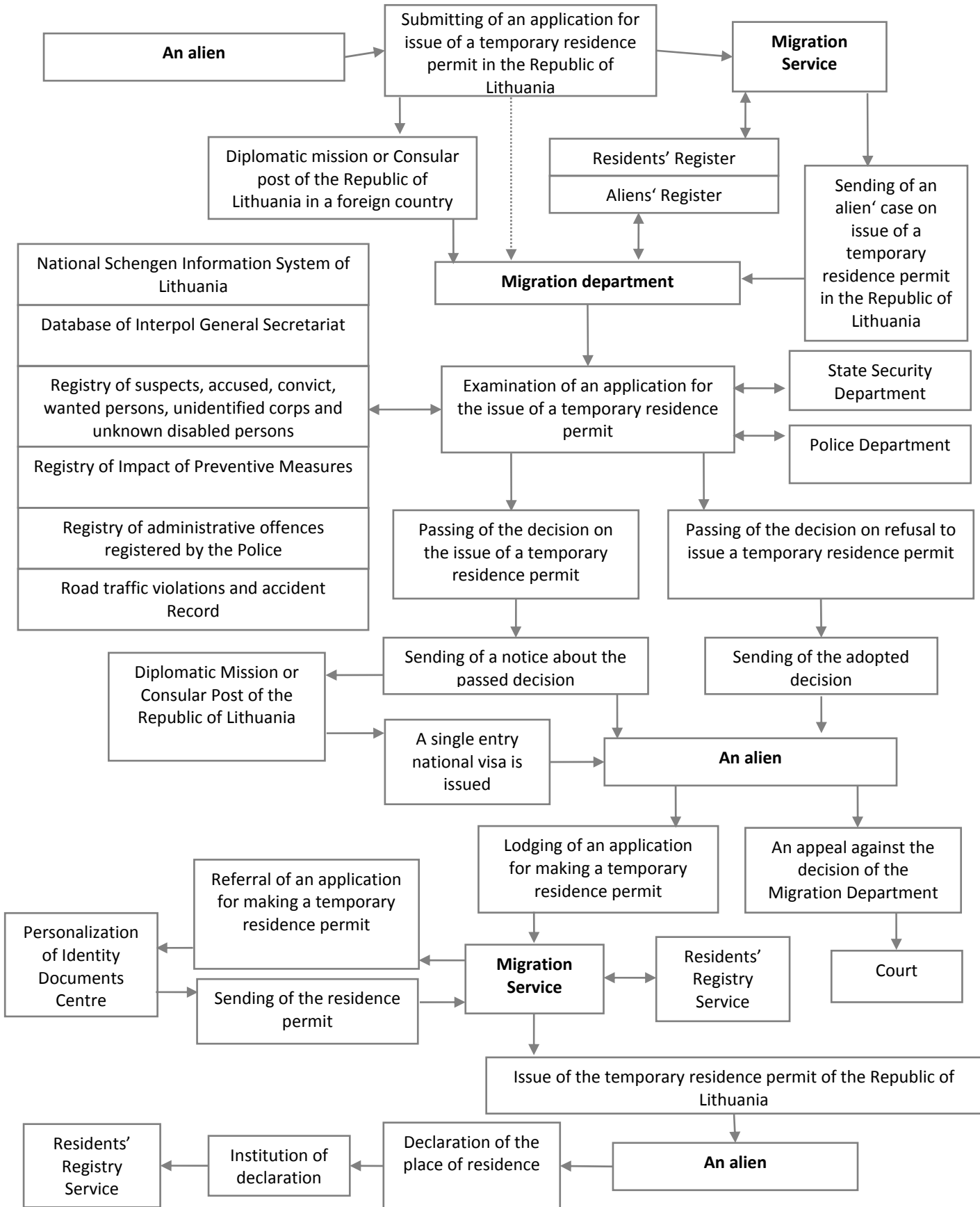
Nationality	Issued temporary residence permits in the Republic of Lithuania	Replaced temporary residence permits in the Republic of Lithuania
European States, including:	2 462	7 368
- Belarus	876	3 021
- Moldova	65	187
- Russia	475	2 034
- Turkey	532	510
- Ukraine	372	1 289
North America States, including:	92	236
- the USA	84	206
Central and South America States	14	52
Australia and Oceania States	8	9
Asian States, including:	352	953
- Israel	26	202
- China	80	255
- Lebanon	17	104
African States	47	91
Stateless	11	74
Total:	2 986	8 783

7.6. Number of temporary residence permits in the Republic of Lithuania issued/replaced to aliens in 2009, by grounds of arrival

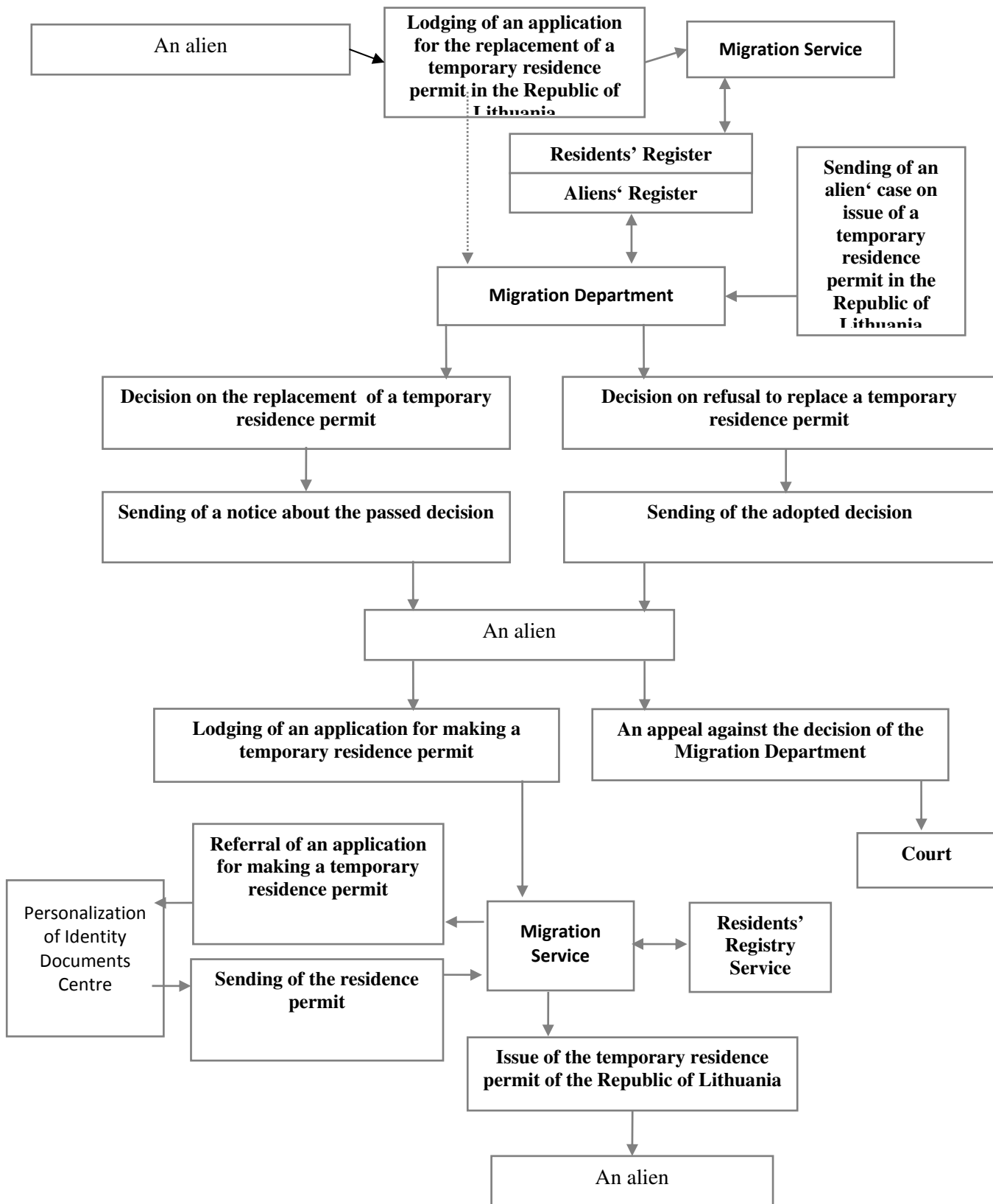
Ground of issue / replacement	Issued temporary residence permits in the Republic of Lithuania	Replaced temporary residence permits in the Republic of Lithuania
An alien has retained the right to the citizenship of the Republic of Lithuania	26	13
An alien is a person of Lithuanian descent	14	11
An alien arrives for family reunification	774	3 711
An alien intends to work in the Republic of Lithuania	1 257	2 686
An alien intends to engage in lawful activities	429	764
An alien intends to get education, to study at an educational establishment, to participate in an internship programme, to undergo in-service training, to take part in vocational training	433	1 029
An alien has been put under guardianship / curatorship or he has been appointed guardian / curator	7	25
An alien may not be expelled from the Republic of Lithuania or his expulsion has been postponed	7	44
An alien has been granted subsidiary protection in the Republic of Lithuania	33	178
An alien is unable to leave because of the dangerous physical condition and he is in need of immediate medical aid	4	16
Other	2	305

Total:	2 986	8 783
---------------	--------------	--------------

7.7. Issue of a temporary residence permit in the Republic of Lithuania



7.8. Replacement of a temporary residence permit in the Republic of Lithuania for an alien. Flow Chart



8. Permits of a long term resident of the Republic of Lithuania to reside in the European Community

8.1. Number of applications of aliens for the issue of a permit of a long term resident of the Republic of Lithuania to reside in the European Community in 2009, by nationality

Nationality	Applications
Afghanistan	3
Algeria	1
Argentina	1
Armenia	26
Azerbaijan	18
Belarus	69
Bangladesh	1
Stateless	50
Brazil	2
Egypt	4
Georgia	2
India	1
Iran	2
Israel	39
Japan	4
Jordan	1
the USA	14
Canada	2
Kazakhstan	13
China	18
Kirghizia	2
Lebanon	12
Libya	1
Mauritius	1
Mexico	2
Moldova	13
New Zealand	1
Pakistan	2
Peru	2
Russia	225
Syria	1
Tunisia	1
Turkey	9
Turkmenistan	1
Ukraine	62
Uruguay	2
Uzbekistan	6
Vietnam	2
Total:	616

Note. The table does not include aliens that have been granted refugee status in the Republic of Lithuania.

8.2. Number of decisions on issue of a permit of a long term resident of the Republic of Lithuania to reside in the European Community in 2009, by nationality

Nationality	Decision on issue of a permit of a long term resident of the Republic of Lithuania to reside in the European Community	
	issue	refuse to issue
Afghanistan	2	-
Algeria	1	-
Armenia	19	-
Azerbaijan	16	-
Belarus	78	-
Stateless	50	1
Brazil	2	-
Egypt	3	-
Georgia	2	-
Iran	2	-
Israel	30	1
Japan	4	-
Jordan	1	-
The USA	14	-
Canada	1	-
Kazakhstan	11	-
China	10	-
Kirghizia	2	-
Congo	1	-
Lebanon	14	-
Libya	1	-
Mauritius	1	-
Mexico	1	-
Moldova	12	-
New Zealand	1	-
Pakistan	1	-
Peru	2	-
Russia	227	1
Syria	1	-
Tunisia	1	-
Turkey	8	-
Turkmenistan	1	-
Ukraine	55	1
Uruguay	2	-
Uzbekistan	4	-
Vietnam	2	-
Total:	583	4

8.3. Number of permits of a long term resident of the Republic of Lithuania to reside in the European Community issued to aliens in 2009, by grounds

Ground for issue	Number of aliens
Has retained the right to Lithuanian citizenship	32
Is a person of Lithuanian descent	45
Arrived to Lithuania for residence together with a Lithuanian Citizen as a member of his/her family	30
Has lost Lithuanian citizenship but resides in the Republic of Lithuania	17
A child under 18 born in the Republic of Lithuania and his parents or one of them is a citizen of the Republic of Lithuania whose place of residence is declared in the Republic of Lithuania or has a permanent residence permit	58
A child under 18 born not in the Republic of Lithuania and his parents or one of them is a citizen of the Republic of Lithuania whose place of residence is declared in the Republic of Lithuania or has a permanent residence permit	46
Was granted a refugee status	11
Has been living in the Republic of Lithuania for last 5 successive years having a temporary residence permit	284
Ground provided for in the Law of the Republic of Lithuania implementing the Law on the Legal Status of Aliens	58
Arrived for residence as a family member with an alien who retained the right to the citizenship of the Republic of Lithuania or is a person of Lithuanian descent and live together	7
Total:	588

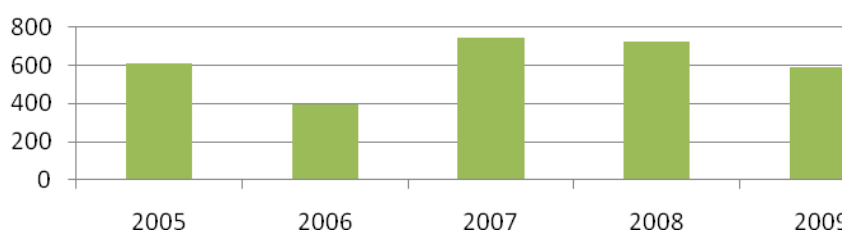
Source: Personalization of Identity Documents Centre under the Ministry of the Interior.

8.4. Number of aliens who have received permits of a long term resident of the Republic of Lithuania to reside in the European Community, by nationality

Nationality	2005	2006	2007	2008	2009
European States, including:	413	258	416	466	424
- Belarus	60	46	57	103	84
- Russia	266	147	244	249	233
- Ukraine	42	32	57	66	54
North America States	14	12	137	96	18
Central and South America States	5	5	3	3	3
Australia and Oceania	-	-	6	5	2
African States	4	3	10	4	7
Asian States	70	44	88	74	77
Stateless	106	75	85	77	57
Total:	612	397	746	725	588

Source: Personalization of Identity Documents Centre under the Ministry of the Interior.

Number of aliens who have received permits of a long term resident of the Republic of Lithuania to reside in the European Community



A Permanent Residence Permit in the Republic of Lithuania may be issued provided that the alien:

- 1) has retained the right to citizenship of the Republic of Lithuania according to the procedure established by the Law on Citizenship;
- 2) is a person of Lithuanian descent;
- 3) has entered into the Republic of Lithuania for residence accompanying a citizen of the Republic of Lithuania as the family member;
- 4) has lost Lithuanian citizenship but resides in the Republic of Lithuania;
- 5) is a child under 18 born in the Republic of Lithuania, and one or both of his parents are the citizens of the Republic of Lithuania, whose place of residence is declared in the Republic of Lithuania, or hold a Permanent Residence Permit;
- 6) is a child under 18 born not in the Republic of Lithuania, and one or both of his parents are the citizens of the Republic of Lithuania, whose place of residence is declared in the Republic of Lithuania, or hold a Permanent Residence Permit;
- 7) has been granted a refugee status in the Republic of Lithuania;
- 8) has been living in the Republic of Lithuania for a continuous period of the last 5 years holding a temporary residence permit;
- 9) in the case provided for in Article 3 of the Law Implementing the Law on the Legal Status of Aliens.

Family members entering for residence with the alien who has retained the right to citizenship of the Republic of Lithuania according to the procedure established by the Republic of Lithuania Law on Citizenship or is a person of Lithuanian descent, and residing under his roof shall be issued permits of long term residents of the Republic of Lithuania to reside in the European Community.

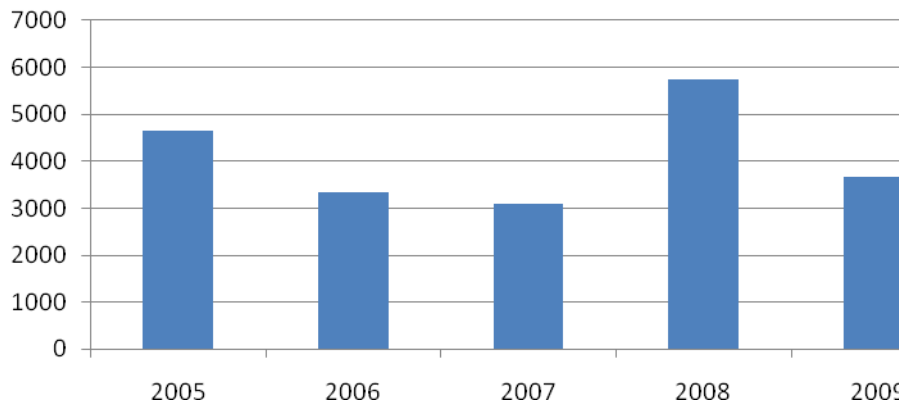
Article 53 (1)(7) of the Law on the Legal Status of Aliens of the Republic of Lithuania.

8.5. Number of replaced permits of a long term resident of the Republic of Lithuania to reside in the European Community for aliens, by nationality

Nationality	2005	2006	2007	2008	2009
European States, including:	3 149	2 164	2 010	4 549	2 363
- Belarus	523	483	348	311	318
- Russia	2 320	1 362	1 247	3 849	1 847
- Ukraine	218	225	358	344	151
North America States	10	13	14	10	4
Central and South America States	2	-	-	-	2
African States	3	1	4	1	1
Asian States, including:	114	101	63	96	106
- Israel	24	37	13	21	20
- Kazakhstan	43	28	22	35	43
- Vietnam	15	12	10	11	9
Australia and Oceania	-	-	2	-	-
Stateless	1 377	1 065	1 009	1 081	1 184
Total:	4 655	3 344	3 102	5 737	3 660

Source: Personalization of Identity Documents Centre under the Ministry of the Interior

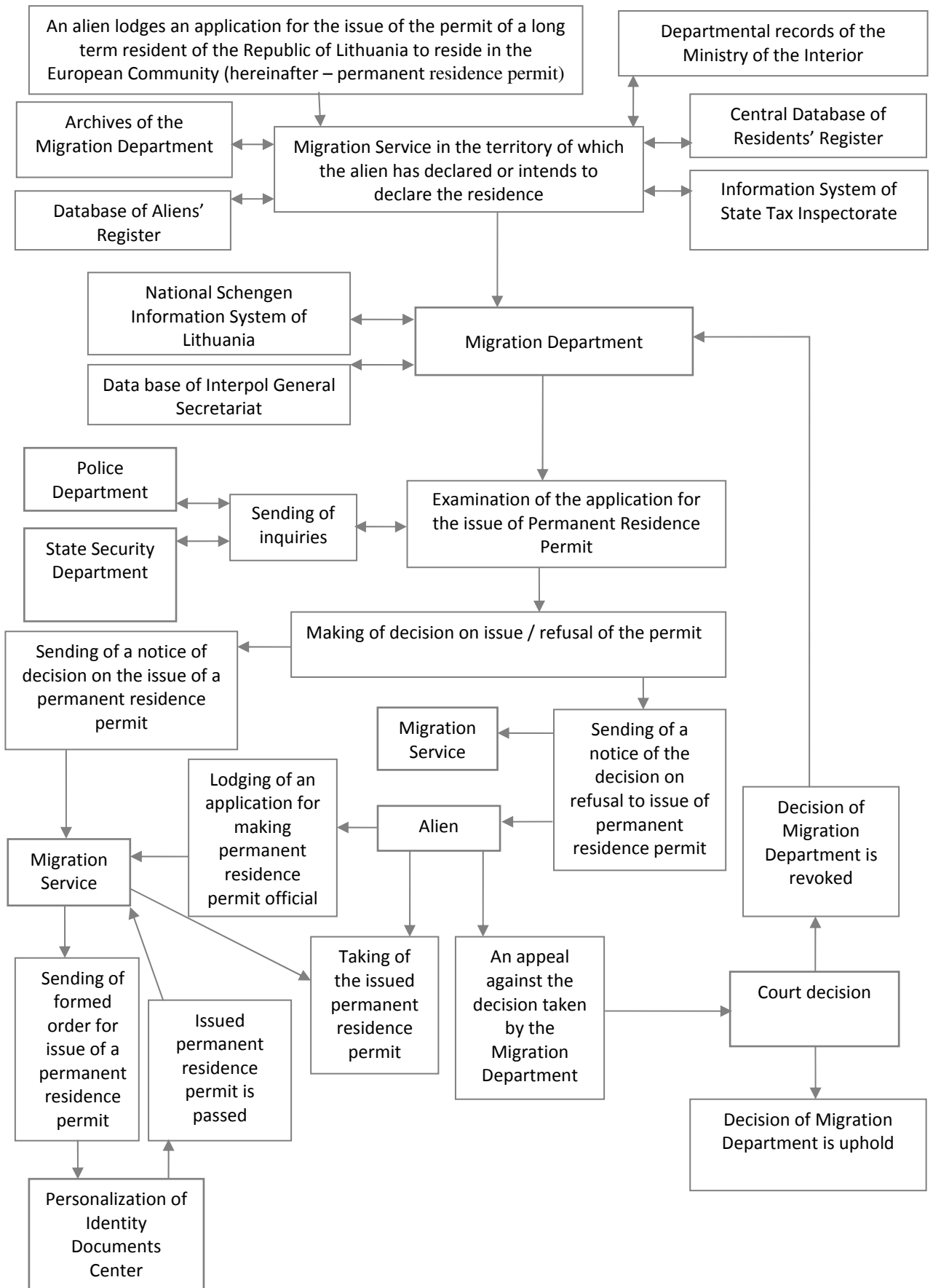
Number of replaced permits of a long term resident of the Republic of Lithuania to reside in the European Community for aliens



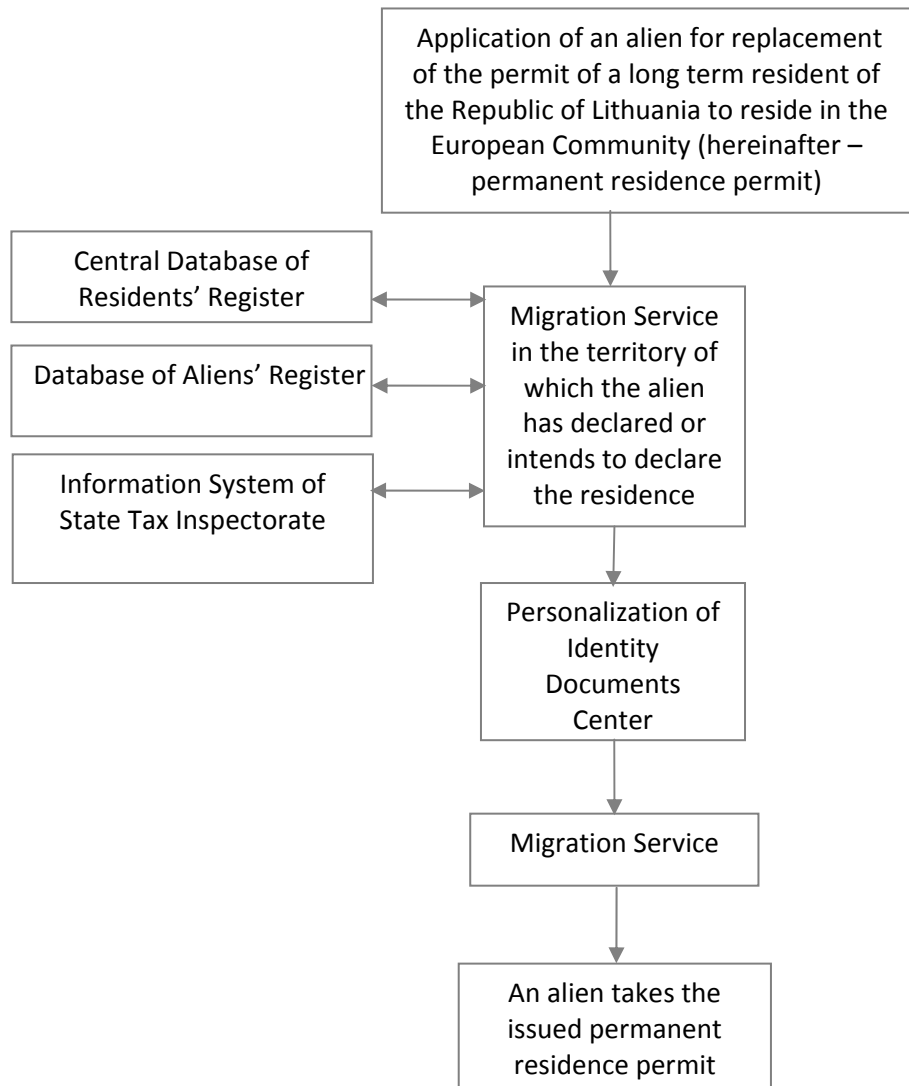
At the request of an alien permanent residence permit in the Republic of Lithuania may be replaced in case:

- 1) the alien changes personal data;
- 2) permanent residence permit becomes improper for usage;
- 3) permanent residence permit is no longer valid;
- 4) permanent residence permit includes false entries.
- 5) permanent residence permit is lost.

8.6. Issue of the permit to an alien of a long term resident of the Republic of Lithuania to reside in the European Community. Flow Chart



8.7. Replacement of the permit of a long term resident of the Republic of Lithuania to reside in the European Community to an alien. Flow Chart

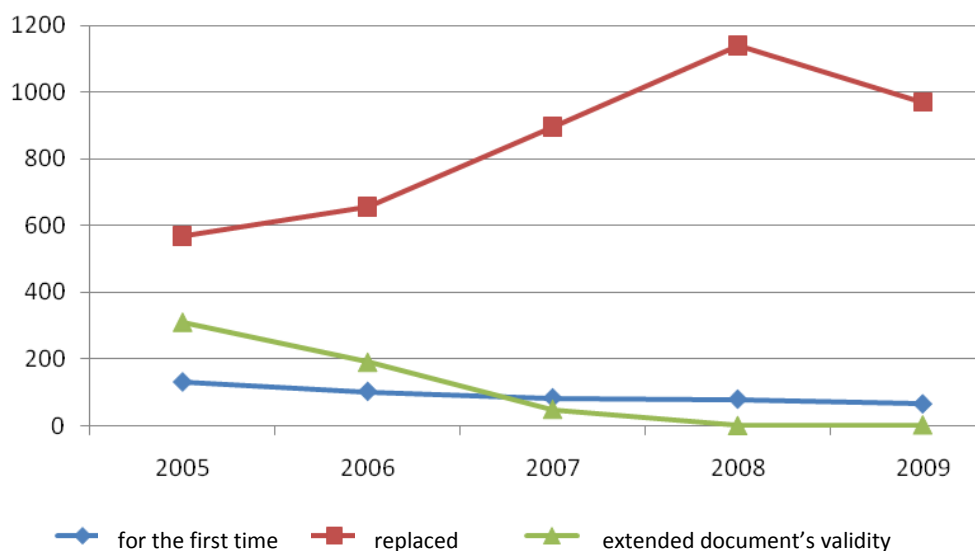


9. Travel documents of the Republic of Lithuania issued to aliens

9.1. Number of Travel documents issued and extended to stateless persons

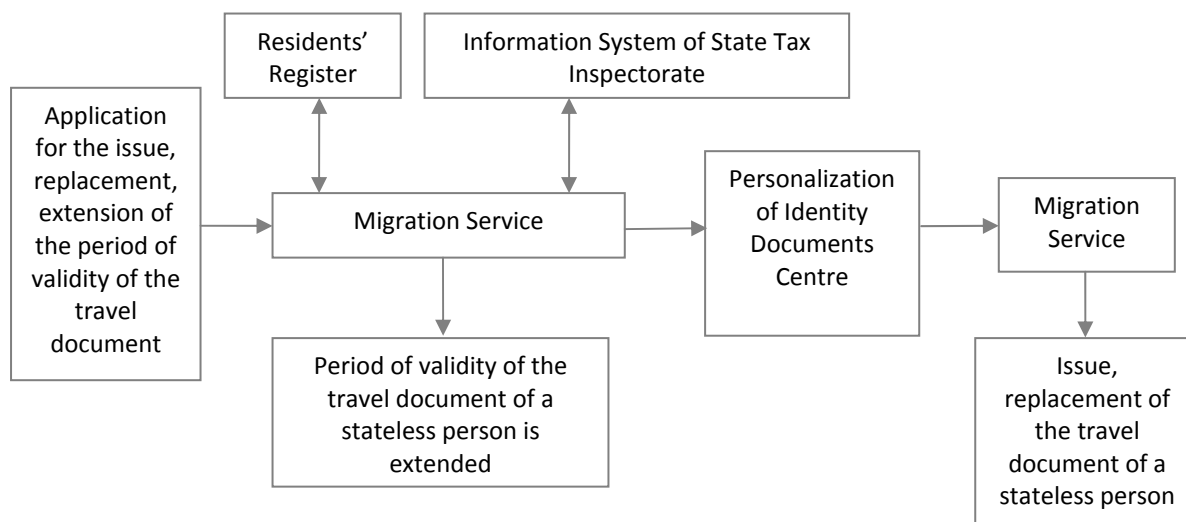
	2005	2006	2007	2008	2009
Total number issued, including:	698	758	980	1 219	1 035
- for the first time	130	102	83	79	65
- replaced	568	656	897	1 140	970
Extended document's validity	310	190	49	-	2

Source: Personalization of Identity Documents Centre under the Ministry of the Interior; Migration Services.
Note: Issue of travel documents to stateless persons was started from January 1994.



A stateless person who is entitled to temporary or permanent residence in the Republic of Lithuania but does not possess a travel document valid in a foreign country may be issued, according to the procedure established by the Minister of the Interior, a travel document of a stateless person provided for in 1954 Convention relating to the Status of Stateless Persons (Article 38 of the Law on the Legal Status of Aliens of the Republic of Lithuania).

9.2. Issue, replacement and extension of a period of validity of Travel documents of stateless persons residing in the Republic of Lithuania. Flow Chart



An application for the issue or replacement of a travel document must be examined within one month from the date of lodging an application. In urgent cases the document may be issued within 7 working days from the date of lodging an application. The period of validity of the travel document is extended within 10 working days from the date of lodging an application.

State fee fixed by the Government must be paid by the stateless person for the issue or change of a travel document (100 Lt, in urgent cases – 150 Lt) and the extension of a period of validity (10 Lt).

In order to obtain or replace a travel document, a stateless person must submit the following documents to the Migration Service according to his/her residence:

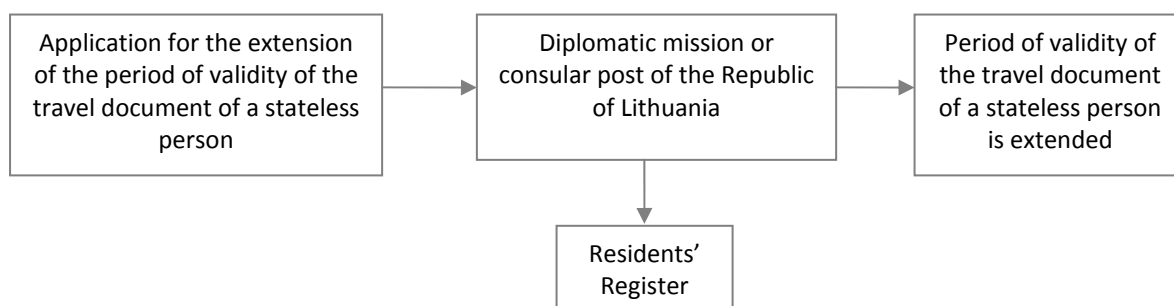
- an application of a set form for the issue/replacement of a travel document to a stateless person;
- a valid residence permit in the Republic of Lithuania;
- a travel document issued to a stateless person (in case of replacement);
- if there are no technical possibilities to scan the face image of a stateless person with the biometric data registration equipment or if a stateless person requests that his face image would be scanned from photograph, a stateless person must provide 2 identical photographs corresponding to the age of a stateless person;
- a document confirming that state fee fixed by the Government was paid for the issue of a travel document in an urgent case or a document confirming the circumstances of an exemption from paying the state fee and its copy;
- in a case of an application for the replacement of a travel document if it was lost or has become unfit for use a stateless person must provide a motivated explanation.

To extend a period of validity of a travel document, a stateless person must submit to the Migration Service according to the residence:

- an application to extend the period of validity of a travel document of a stateless person;
- a valid residence permit in the Republic of Lithuania and a copy of a valid residence permit in the Republic of Lithuania;
- a valid travel document of a stateless person.

Paragraphs 6, 8, 9, 10, 18, 19, 20 and 21 of the Regulations on Issue Travel Documents for Stateless Persons approved by the rule of the Minister of the Interior of the Republic of Lithuania, 24 November 2005.

9.3. Extension of the validity of Travel documents of stateless persons to stateless persons staying abroad. Flow Chart



According to the paragraphs 7, 10, 21 and 37 of the Regulations on Issue Travel Documents for Stateless Persons approved by the rule of the Minister of the Interior of the Republic of Lithuania, 24 November 2005 to extend a period of validity of a travel document of stateless person, a stateless person staying abroad must submit to a diplomatic mission or a consular office of the Republic of Lithuania:

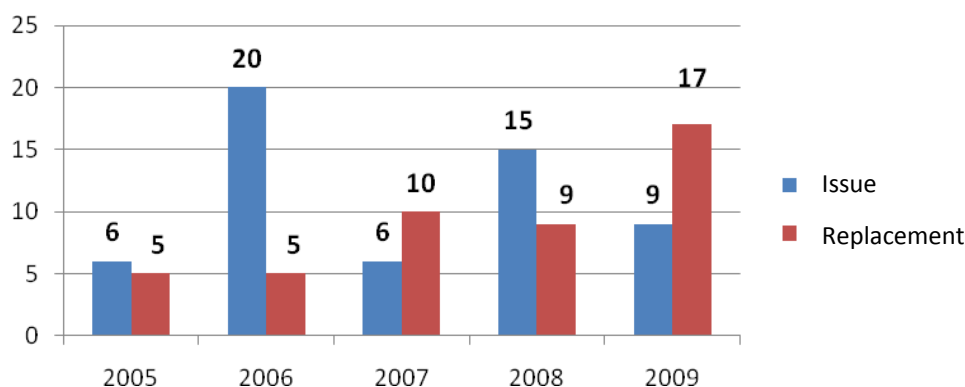
- a free form application;
- a valid residence permit in the Republic of Lithuania;
- a valid travel document of a stateless person;
- a document proving payment of the consular fee of established rate (EUR 20).

The period of validity of the travel document is extended within 10 working days from the date of lodging an application.

9.4. Number of Travel documents issued, replaced and extended for refugees

	2005	2006	2007	2008	2009
Issue	6	20	6	15	9
Replacement	5	5	10	9	17
Extended period of validity of the document	-	-	-	-	-

Source: Migration Services.



In order to go abroad a refugee permanently residing in the Republic of Lithuania is issued a refugee travel document following the order established by the Minister of the Interior (Article 89 (3) of the Law on the Legal Status of Aliens of the Republic of Lithuania).

9.5. Issue, replacement and extension of a period of validity of a Refugee's Travel document. Flow Chart

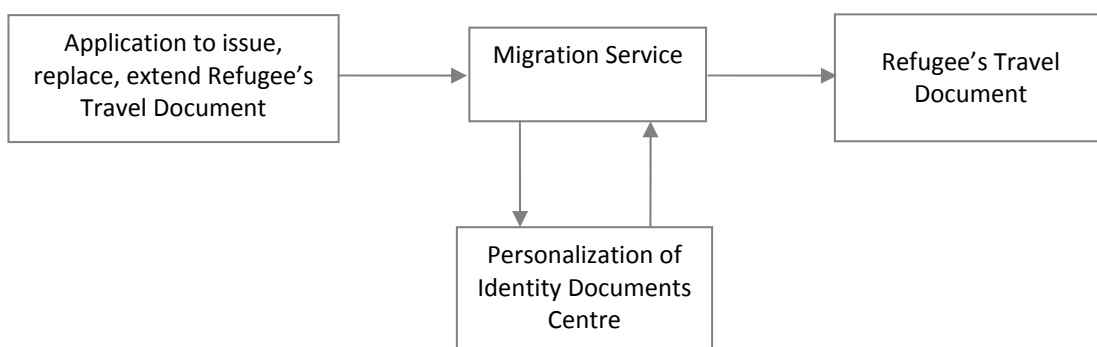
In order to obtain, replace or extend the period of validity of a refugee's travel document, an alien who has been granted refugee status in the Republic of Lithuania must submit the following documents to the Migration Service according to his/her residence:

- an application for the issue (replacement) or extension of a period of validity of a refugee's travel document;
- a valid permanent residence permit in the Republic of Lithuania;
- a refugee's travel document in case of replacement or extension of the period of validity;
- photographs, if there are no technical possibilities to scan the face image of a person or if a person requests that his face image would be scanned from photograph.

A state fee must be paid for the issue, replacement or extension of a period of validity of a refugee's travel document.

An application for the issue, replacement or extension of a period of validity of a refugee's travel document must be examined not later than within 15 working days from the date of lodging of the application. A refugee's travel document must be issued/replaced within 15 working days from the date of making a decision on the issue/replacement, while a period of validity must be extended within 5 working days from the date of making a decision to extend a period of validity.

Paragraphs 12, 15 and 16 of the Regulations of Issue of Refugee's Travel Document approved by the Order of the Minister of the Interior of the Republic of Lithuania, 7 December 2004.



9.6. Number of aliens' passports issued to aliens

	2005	2006	2007	2008	2009
Issued total, including:	148	64	98	75	69
- for the first time	138	28	45	23	32
- replaced	10	36	53	52	37
Extended period of validity of passports	14	29	1	2	-

Sources: Personalization of Identity Documents Centre under the Ministry of the Interior; Migration Services.

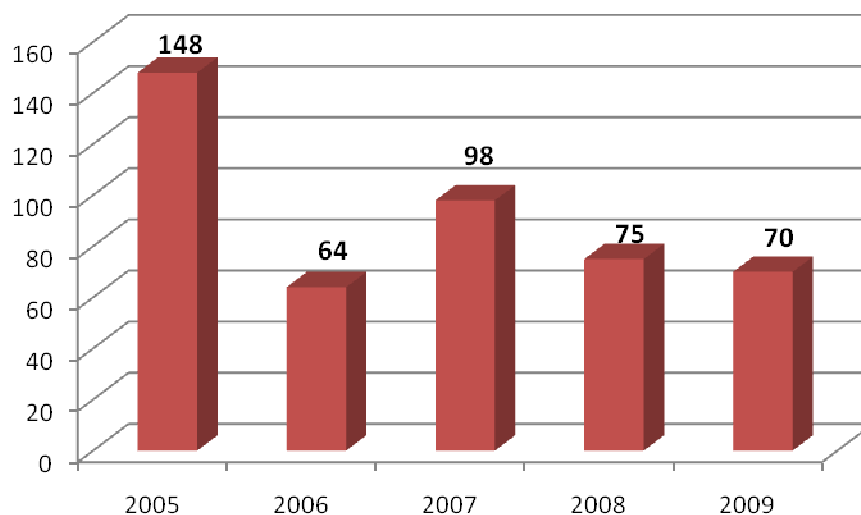
Note. Issuance of aliens' passports was started on 15 November 2004.

9.7. Number of aliens' passports issued to aliens, by nationality

Nationality	Aliens' Passports issued				
	2005	2006	2007	2008	2009
Afghanistan	18	5	18	15	13
Algeria	-	1	-	-	-
Armenia	1	-	-	-	-
Belarus	1	-	2	1	1
Stateless	-	-	4	-	-
Ethiopia	-	-	2	1	-
Iraq	1	1	2	2	2
Cameroon	-	-	2	3	8
Congo	-	-	-	-	2
Cuba	-	-	-	1	-
Nepal	-	-	-	-	2
Pakistan	1	1	-	1	2
Russia	126	56	63	45	21
Syria	-	-	-	-	1
Somalia	-	-	3	-	-
Sri Lanka	-	-	1	1	10
Uzbekistan	-	-	-	4	7
Zimbabwe	-	-	1	1	1
Total:	148	64	98	75	70

Sources: Personalization of Identity Documents Centre under the Ministry of the Interior; Migration Services.

Note. Issuance of aliens' passports was started on 15 November 2004.



9.8. Issue, replacement and extension of validity of an Alien’s Passport. Flow Chart

An alien must pay a state fee fixed by the Government (issue, replacement of an alien’s passport – 124 Lt, extension of validity of an alien’s passport – 10 Lt) before applying for issue, replacement or extension of validity of an alien’s passport.

The alien’s passport must be issued or replaced within 40 days from the date of receipt of the application by the Migration Service, the period of validity of an alien’s passport must be extended within one month from the date of receipt of the application by the Migration Service.

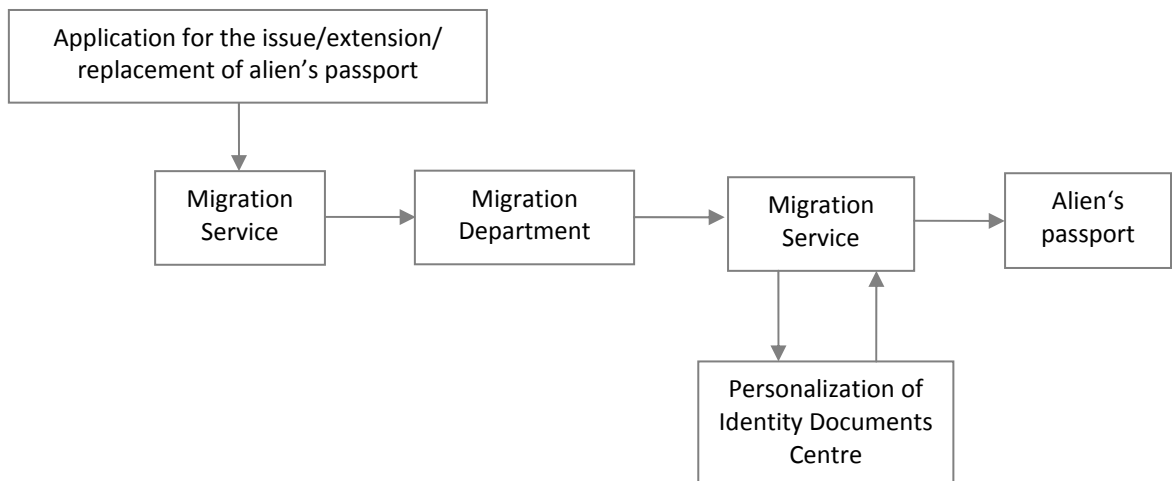
In order to obtain an alien’s passport an alien must submit to the Migration Service according to the residence:

- an application of a set form for the issue of an alien’s passport;
- a well-grounded explanation (in a free form) of objective reasons preventing him/her from obtaining a valid passport of a foreign national or an equivalent travel document from competent authorities of the country of origin and/or documents evidencing that he/she cannot obtain a travel document from competent authorities of the country of origin;
- a valid residence permit in the Republic of Lithuania and its copy;
- invalid travel document (in case of having such a document) or invalid alien’s passport (in case of replacement) and its copy;
- if there are no technical possibilities to scan the face image of an alien with the biometric data registration equipment or if an alien requests that his face image would be scanned from photograph, an alien must provide 2 identical photographs corresponding to the age of an alien.

In order to extend the period of validity of an alien’s passport an alien must submit to the Migration Service according to the residence:

- an application in a free form for extension of validity period of an alien’s passport;
- a well-grounded explanation (in a free form) of objective reasons preventing him/her from obtaining a valid passport of a foreign national or an equivalent travel document (hereinafter - Travel Document) from competent authorities of the country of origin and(or) documents evidencing that he/she cannot obtain a travel document from competent authorities of the country of origin;
- alien’s passport and its copy;
- a valid residence permit in the Republic of Lithuania and its copy,

Paragraphs 11, 12, 22 and 23 of the Regulations of Issue of Alien’s Passport approved by the rule of the Minister of the Interior of the Republic of Lithuania, 10 November 2004.

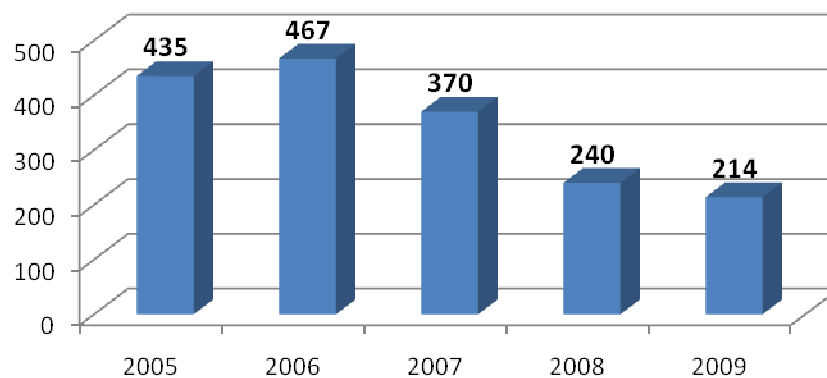


10. Citizenship of the Republic of Lithuania

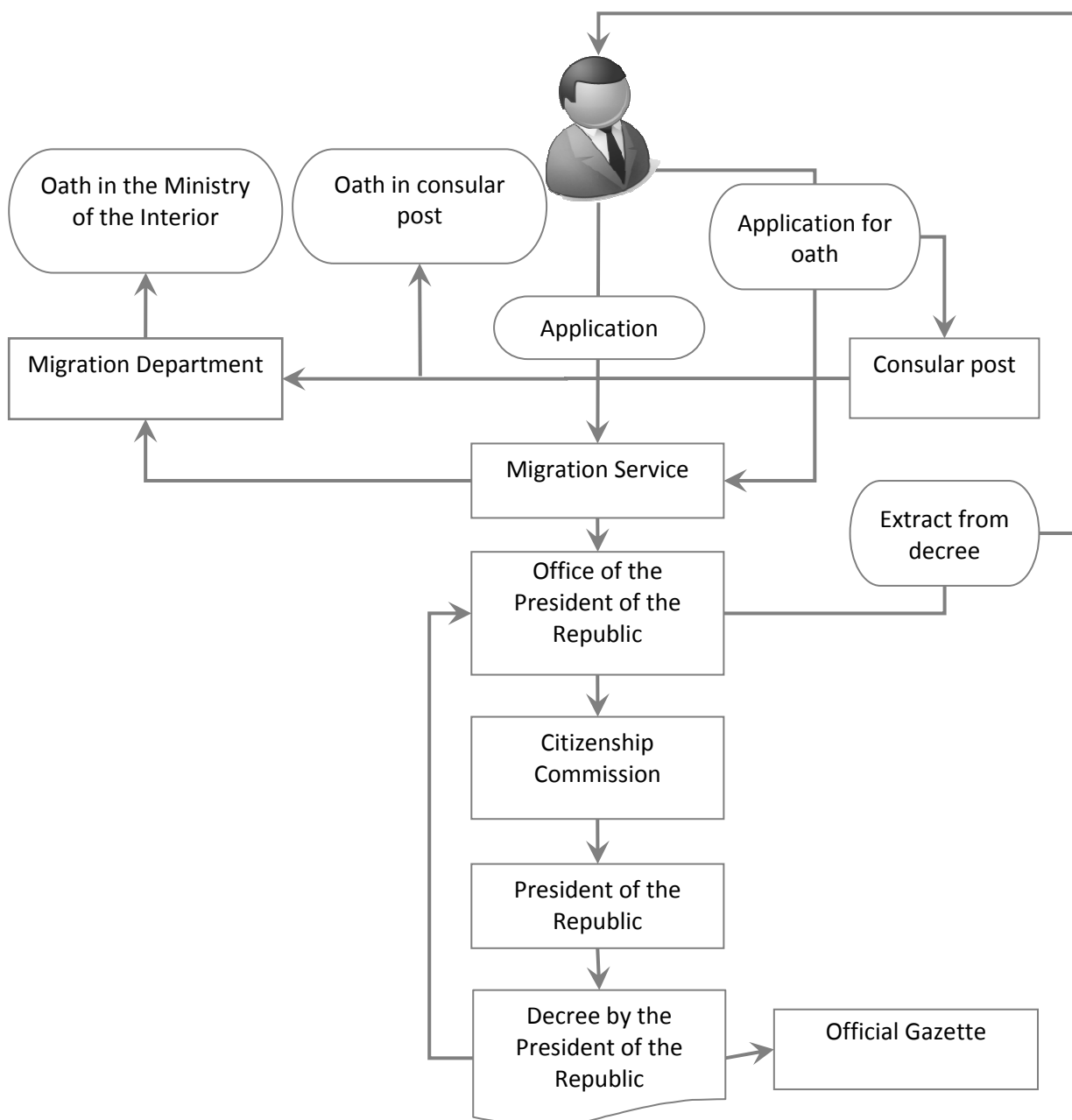
10.1. Number of aliens to whom Lithuanian citizenship has been granted, by former nationality

Nationality at the time of lodging of an application for Lithuanian citizenship	Number of persons				
	2005	2006	2007	2008	2009
Albania	-	-	-	-	1
Armenia	5	3	9	2	4
Azerbaijan	1	-	2	-	1
Belarus	24	28	31	10	12
Stateless	214	238	184	128	106
Bolivia	-	1	-	-	-
Egypt	1	-	-	-	-
Georgia	3	2	-	1	1
India	-	-	-	-	2
Israel	3	-	1	-	1
Kazakhstan	1	6	4	3	3
China	-	-	-	-	1
Kirghizia	2	-	-	-	-
Latvia	1	-	-	1	-
Poland	1	1	2	2	1
Lebanon	3	2	-	3	1
Macedonia	-	-	-	-	1
Mexico	-	-	-	1	-
Moldova	4	5	3	1	-
Nigeria	-	-	-	-	1
South Korea	-	-	1	-	-
Russia	151	151	113	54	49
Surinam	-	-	-	-	1
Ukraine	21	30	20	31	27
Uzbekistan	-	-	-	3	1
Total:	435	467	370	240	214

Source: Office of the President of the Republic of Lithuania.



10.2. Granting of Lithuanian Citizenship to an Alien. Flow Chart

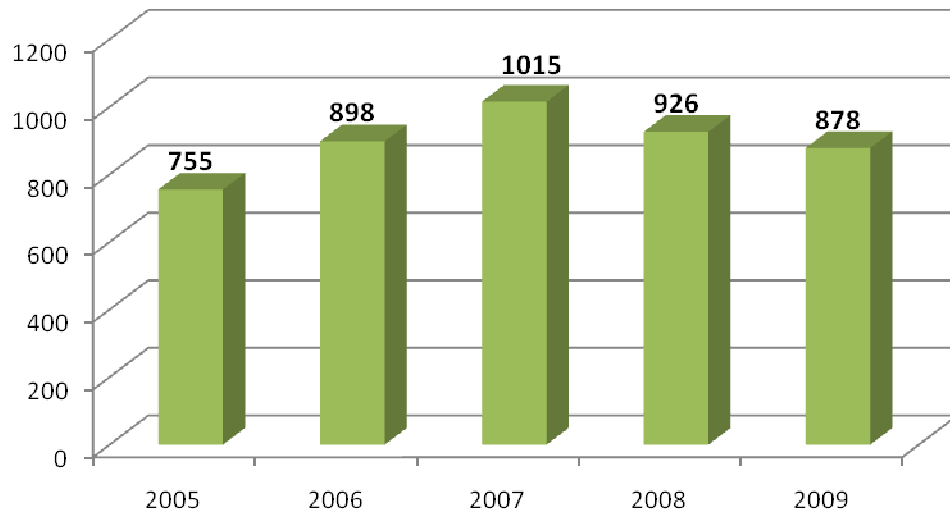


According to the Article 12 and 14 (1) of Law on Citizenship of the Republic of Lithuania a person may be granted citizenship of the Republic of Lithuania if he meets the following general conditions (and there are no reasons on the ground whereof citizenship of the Republic of Lithuania shall not be granted):

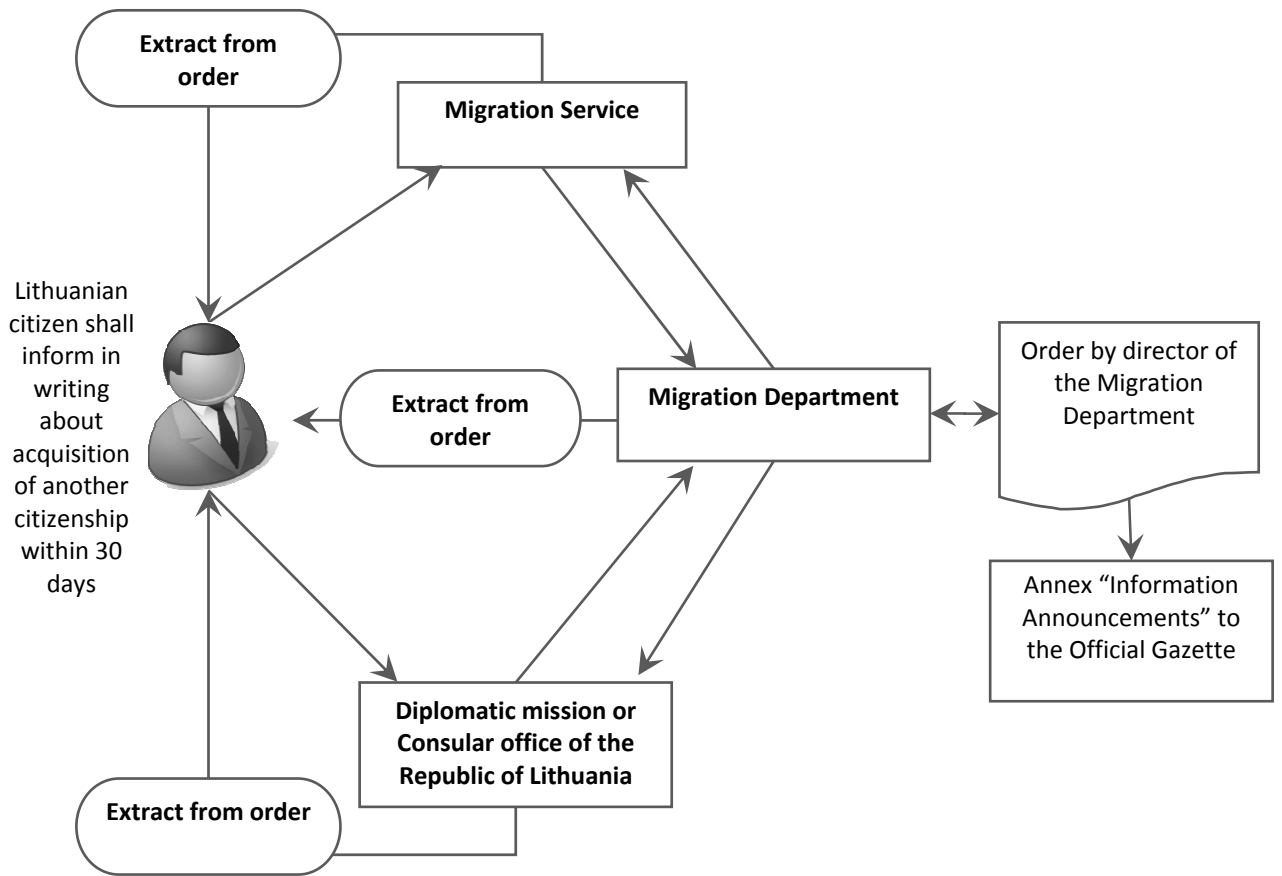
- 1) has passed the official language examination;
- 2) is a permanent resident of the Republic of Lithuania at the time of filing the application;
- 3) for the last 10 years has been permanently residing in the territory of the Republic of Lithuania (in a case of marriage with a citizen of the Republic of Lithuania – for 7 years);
- 4) has a legal source of subsistence in the territory of the Republic of Lithuania;
- 5) has passed the examination on the basic provisions of the Constitution of the Republic of Lithuania;
- 6) is a stateless person or is a citizen of a state under the laws of which he loses citizenship of the said state upon acquiring citizenship of the Republic of Lithuania and notifies in writing of his decision to renounce citizenship of another state held by him after he is granted citizenship of the Republic of Lithuania.

10.3. Number of persons who have lost Lithuanian citizenship, by reasons

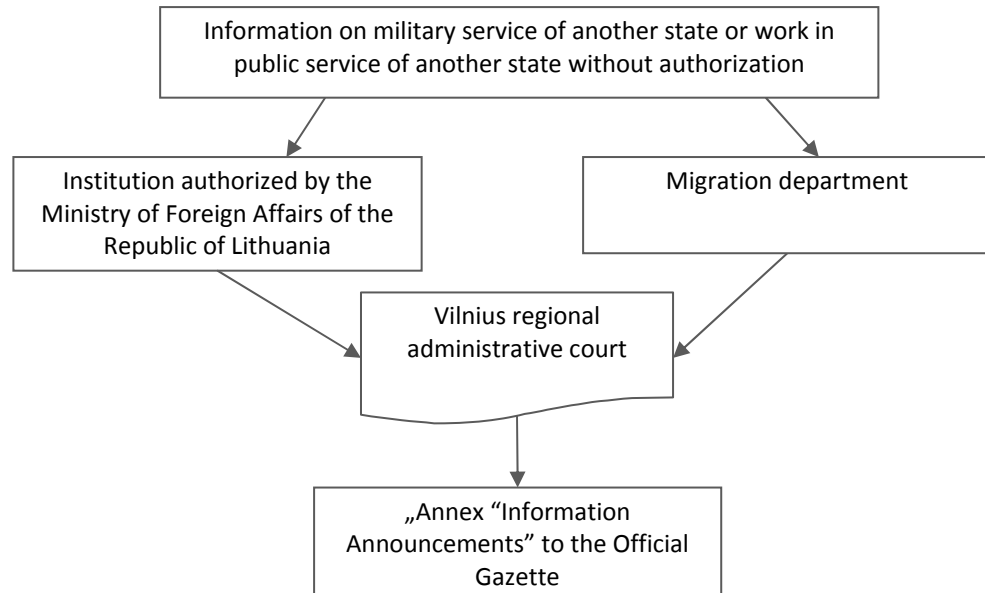
Reason of loss of the citizenship of the Republic of Lithuania	Number of persons				
	2005	2006	2007	2008	2009
Refusing Lithuanian citizenship	207	216	280	121	94
Acquiring citizenship of another State	265	485	610	647	784
A person lawfully decided on the nationality of the Republic of Lithuania until 4 November 1991 according to the Law on Citizenship (3 November 1989), resides in a foreign state and did not apply for the issue of a document confirming the citizenship of the Republic of Lithuania to the institutions empowered by the Minister of the Interior or Consular Offices abroad until 31 December 2003 (this ground is not in force since 22 July 2008)	283	197	123	158	-
Children under 14, if both parents lose citizenship of the Republic of Lithuania	-	-	2	-	-
Total:	755	898	1 015	926	878



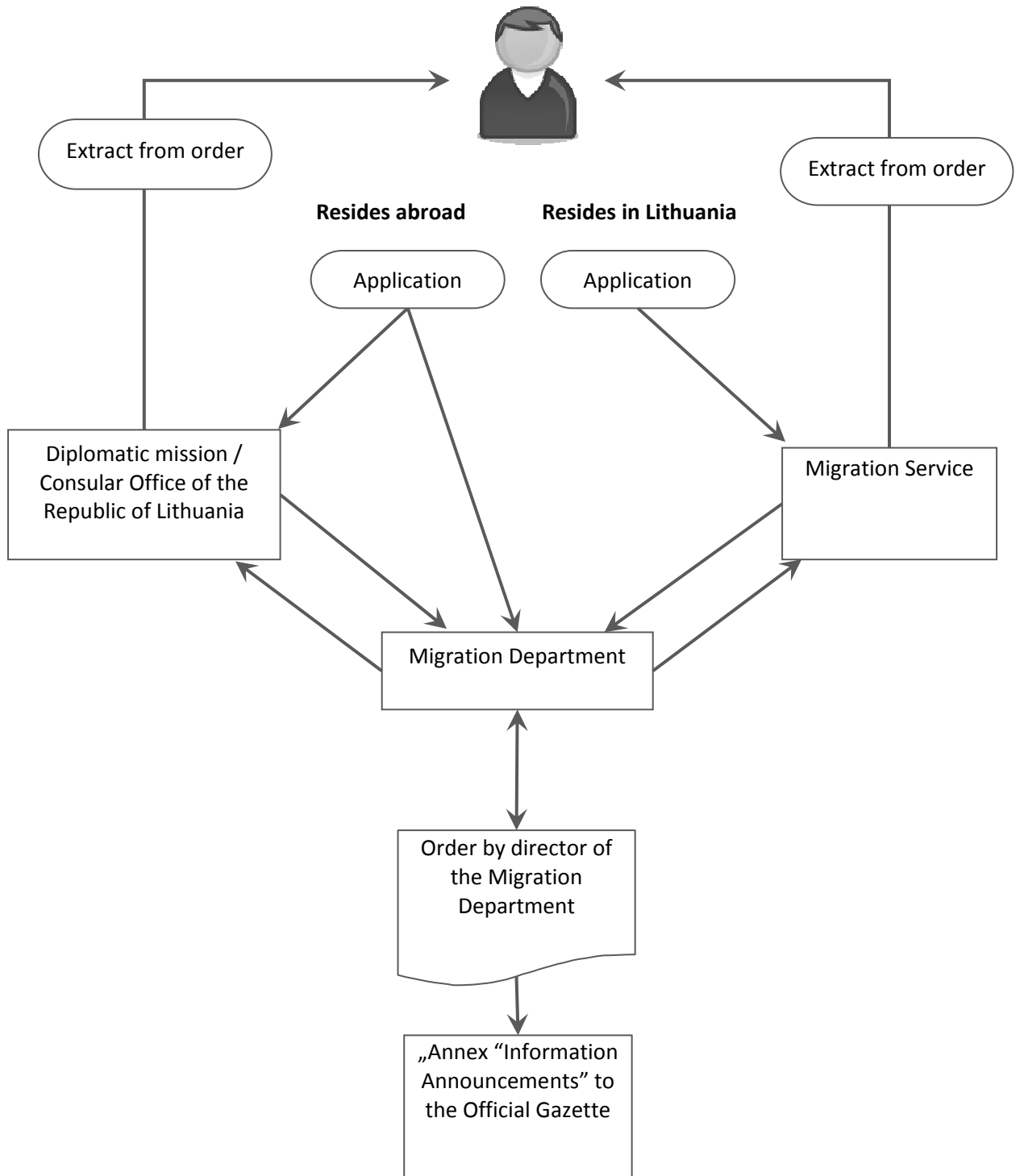
10.4. Loss of Lithuanian citizenship upon acquisition of citizenship of another state. Flow Chart



10.5. Loss of Lithuanian citizenship where the person is in Military Service or serves in the Public Service of another state without authorization of the Government of the Republic of Lithuania. Flow Chart

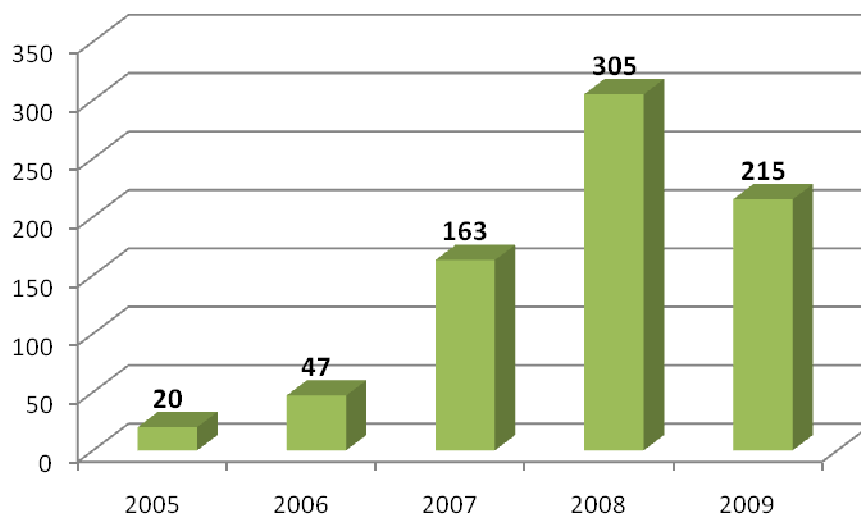


10.6. Renouncing citizenship of the Republic of Lithuania. Flow Chart



10.7. Passed decisions on retention of the right of aliens to citizenship of the Republic of Lithuania

Nationality	2005	2006	2007	2008	2009
Argentina	-	-	1	-	1
Australia	-	-	2	-	-
Azerbaijan	-	-	1	-	3
Belarus	11	29	78	141	102
Brazil	-	-	1	1	1
Great Britain	-	-	1	-	-
Georgia	-	-	2	5	2
Israel	-	-	4	8	8
the USA	-	-	2	2	-
Canada	-	-	-	1	1
Kazakhstan	-	1	2	2	4
Kirghizia	-	1	1	-	-
Latvia	-	-	1	-	-
Poland	-	-	2	2	-
the Netherlands	-	-	1	-	-
Norway	-	-	-	1	-
Republic of South Africa	-	-	1	-	-
France	-	-	-	1	-
Russia	7	12	57	104	71
Switzerland	-	-	-	1	-
Ukraine	-	1	2	17	11
Uruguay	-	-	-	16	9
Uzbekistan	-	-	-	-	1
Germany	1	2	4	2	-
Stateless	1	1	-	1	1
Total:	20	47	163	305	215



10.8. Issue of certificates to aliens for retention of the right to citizenship of the Republic of Lithuania

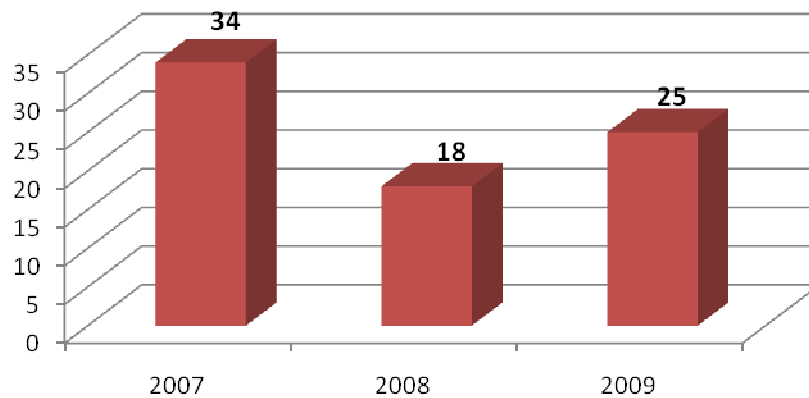
Nationality	2005	2006	2007	2008	2009
Azerbaijan	-	-	1	-	3
Belarus	31	31	111	166	110
Brazil	-	-	-	1	1
Georgia	-	-	2	5	1
Israel	-	-	1	8	5
Kazakhstan	-	2	1	3	4
Kirghizia	-	1	1	-	-
Latvia	-	-	1	-	-
Poland	-	-	-	1	-
the Netherlands	-	-	1	-	-
France	-	-	-	1	-
Russia	4	13	76	105	78
Switzerland	-	-	-	1	-
Ukraine	-	1	2	20	10
Uruguay	-	-	-	5	14
Uzbekistan	-	-	-	-	1
Germany	-	1	4	1	-
Total:	35	49	201	317	227

Source: Personalization of Identity Documents Centre under the Ministry of the Interior.

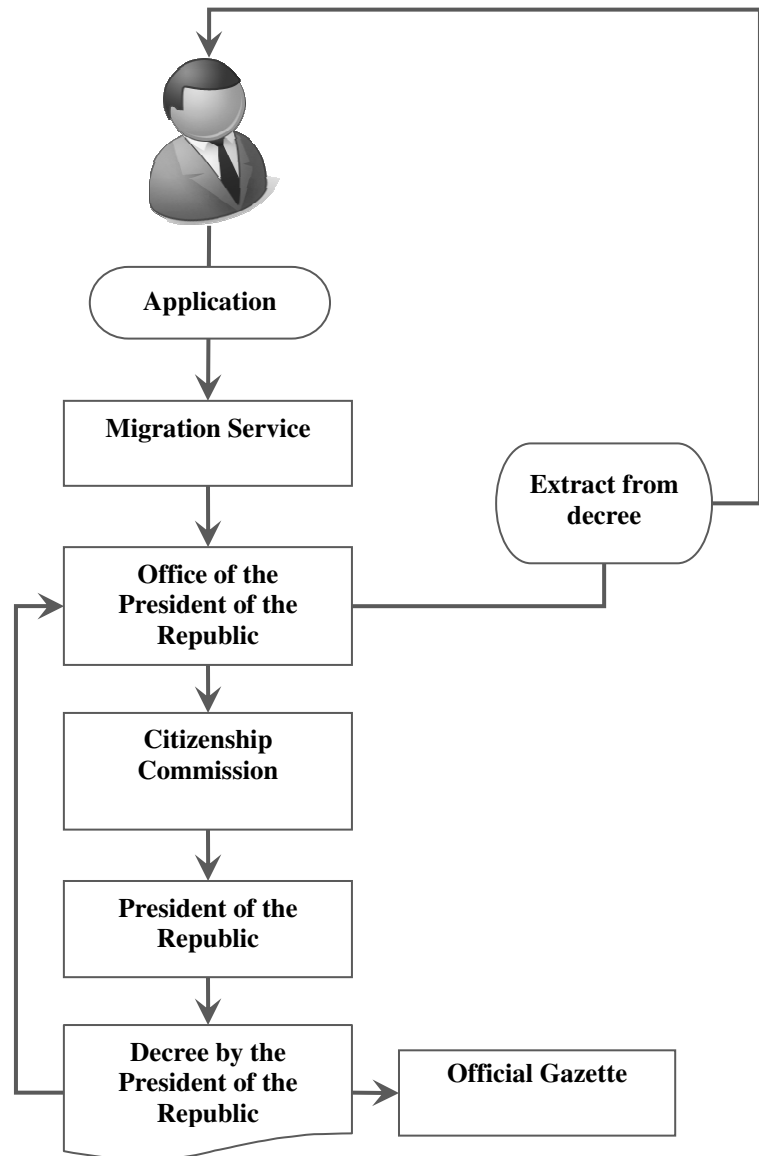
10.9. Number of persons to whom the citizenship of the Republic of Lithuania was restored, by reasons

Reason of the restoration of restoration of citizenship of the Republic of Lithuania	2007	2008	2009
Under the Article 20 (1) of Law on Citizenship of the Republic of Lithuania	26	14	4
Under the Article 20 (2) of Law on Citizenship of the Republic of Lithuania	8	4	3
Under the Article 20 (3) of Law on Citizenship of the Republic of Lithuania	-	-	18
Total:	34	18	25

Source: Office of the President of the Republic of Lithuania and Migration Department.



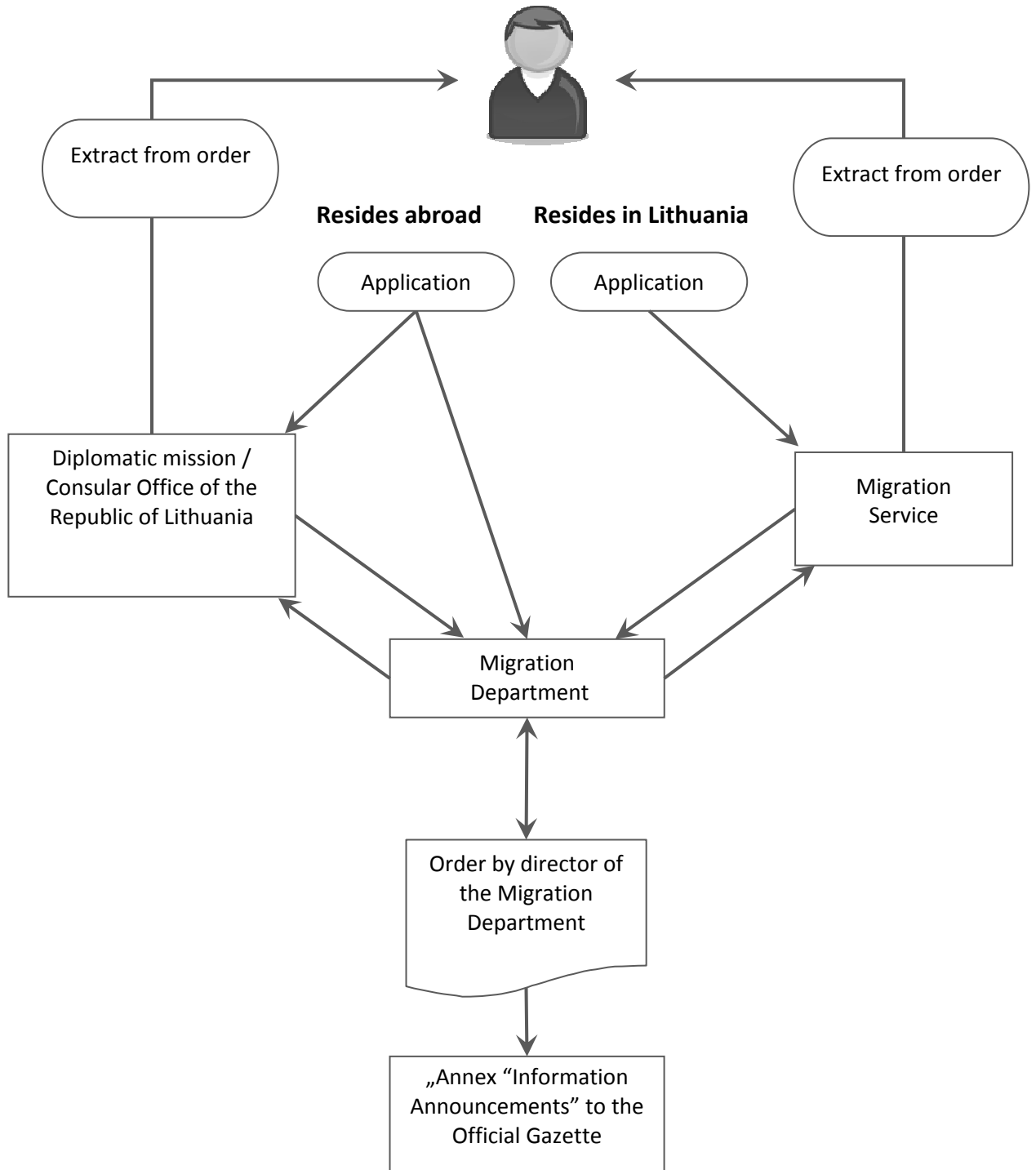
10.10. Restoration of citizenship of the Republic of Lithuania under the Article 20 (1) of Law on Citizenship of the Republic of Lithuania. Flow Chart



Citizenship of the Republic of Lithuania can be restored for a person under the Article 20 (1) of Law on Citizenship of the Republic of Lithuania if the person is not a citizen of another state and meets these conditions:

- 1) is a permanent resident of the Republic of Lithuania at the time of filing the application;
- 2) has a legal source of subsistence in the territory of the Republic of Lithuania;
- 3) there are no circumstances specified in Article 13 of this Law on Citizenship of the Republic of Lithuania.

10.11. Restoration of citizenship of the Republic of Lithuania under the Article 20 (2 and 3) of Law on Citizenship of the Republic of Lithuania. Flow Chart



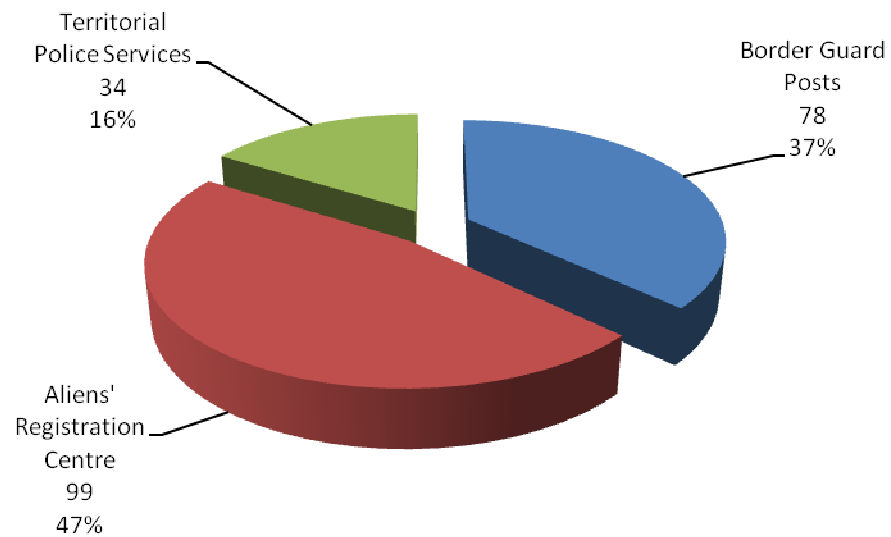
11. Asylum in the Republic of Lithuania

11.1. Number of aliens' applications for asylum in the Republic of Lithuania, by nationality

Nationality	2005	2006	2007	2008	2009
Afghanistan	20	23	22	16	16
Algeria	1			1	
Angola		2		1	
Armenia		1	5	2	3
Azerbaijan	1		1		
Belarus	3	7	7	15	14
Bangladesh		2			
Egypt		1			
Eritrea			3		
Ethiopia		1	4	3	
Philippines		1			
Ghana		6			
Georgia	4	4	13	9	76
India			3		7
Iraq	5	4	2	4	14
Iran				1	1
Israel		1	2		
Cameroon	1	3	3	6	6
Kazakhstan			3		2
China			3	2	
Kirghizia	2			2	
Democratic Republic of the Congo	1	1	1	4	
Cuba		1	3	8	2
Liberia	2				
Morocco			4		
Moldova		1	1		
Nepal			3	2	2
Nigeria	12	2	1	2	1
Pakistan	2	7	2	7	8
Russia	342	369	366	415	243
Serbia				1	
Syria		1	1	6	7
Somalia	4	2	3	1	1
Sri Lanka	4	2	1	7	18
Tajikistan			1	2	2
Togo	1	1	1		
Turkey		1		3	1
Ukraine		3	1	3	1
Uzbekistan		6	6	12	10
Vietnam			6	1	3
Zimbabwe		1	1	2	1
Stateless	5	5	7	2	10
Total:	410	459	480	540	449

11.2. Number of aliens' first time applications for asylum in the Republic of Lithuania in 2009, by place of submission

Place of submission of application	Number of applications
Border Guard Posts or other subdivisions of State Border Service under the Ministry of the Interior, situated in a territory of board legal regime, including:	78
- Border Guard Post of Vilnius airport	34
- Border Guard Post of Medininkai	19
Aliens' Registration Centre of the State Border Service under the Ministry of the Interior	99
Territorial Police Services, including:	34
- Migration Board of Police Headquarter of Vilnius county	25
Total:	211



11.3. Number of aliens' applications for asylum in the Republic of Lithuania and of decisions taken in 2009

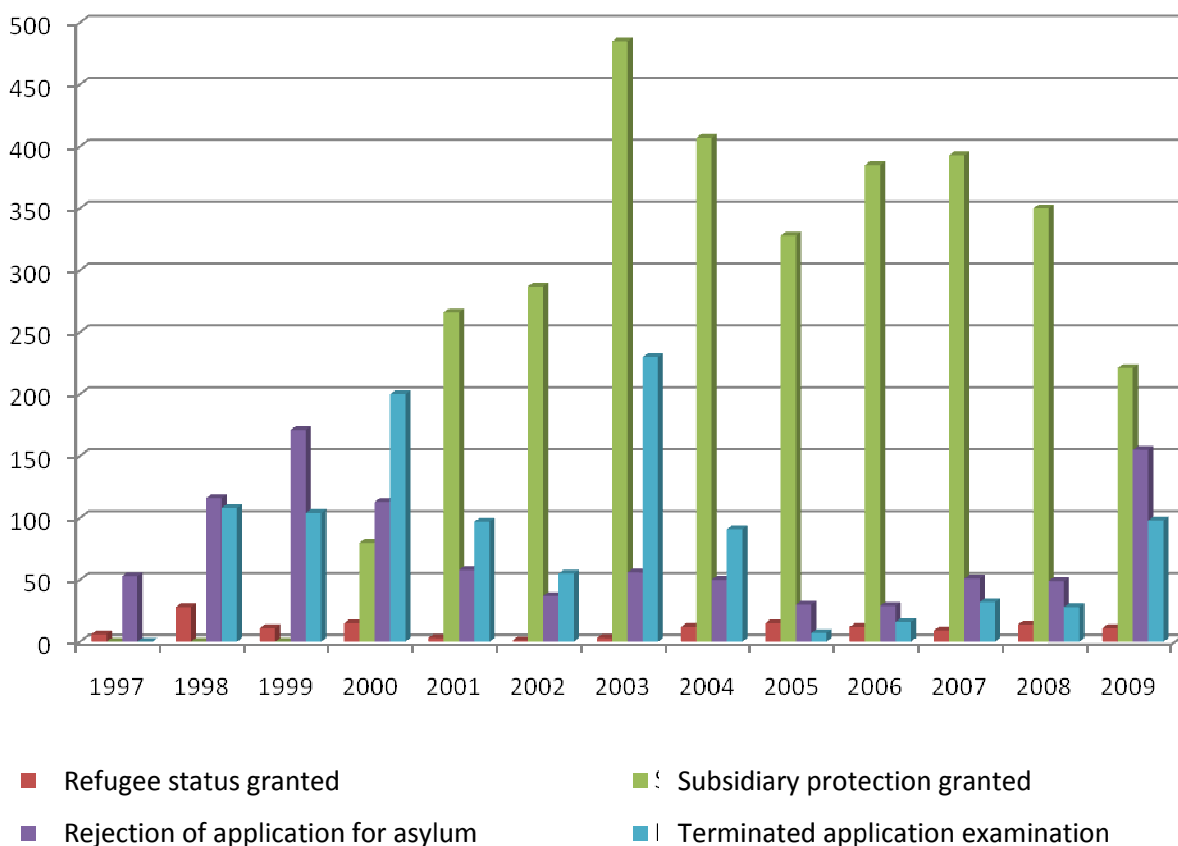
Nationality	Applications				Decisions					
	First application	Second application	Taken back based on Regulation Dublin II	Total	To grant asylum		Rejected	Terminated application examination	Pass persons based on Regulation Dublin II	Total
					Refugee status	Subsidiary protection				
Afghanistan	8	8		16		13	1	2		16
Algeria								1		1
Armenia	2		1	3	2					2
Belarus	11	3		14	1	3	2	4	2	12
Georgia	74	2		76			19	28	3	50
India	6		1	7				5		5
Iraq	9	4	1	14	1	6		8		15
Iran			1	1				1		1
Cameroon		6		6		5				5
Kazakhstan			2	2			1	1		2
China								1		1
Cuba		2		2			6			6
Nepal		2		2		1 (1*)				1
Nigeria	1			1			1			1
Pakistan	8			8			5	1		6
Russia	45	186	12	243	6	169 (3*)	110	35	7	327
Serbia								1		1
Syria	6	1		7		2		4	2	8
Somalia		1		1		1				1
Sri Lanka	3	1	14	18		8		1		9
Tajikistan			2	2				2		2
Turkey	1			1				1		1
Ukraine	1			1						
Uzbekistan	1	7	2	10	1	6	2	2		11
Vietnam	2	1		3			3			3
Zimbabwe		1		1		1	1			2
Stateless	7	2	1	10		2	4			6
Total	185	227	37	449	11	217 (4*)	155	98	14	495
Total (2008)	210	318	12	540	14	350	49	28	24	465
Total (2007)	116	356	8	480	9	393	51	32	5	490
Total (2006)	147	307	5	459	12	385	29	16	2	444
Total (2005)	118	288	4	410	15	328	30	7	4	384

* Subsidiary protection granted after a court have taken a decisions to return a back to the Migration Department for repeatedly examination.

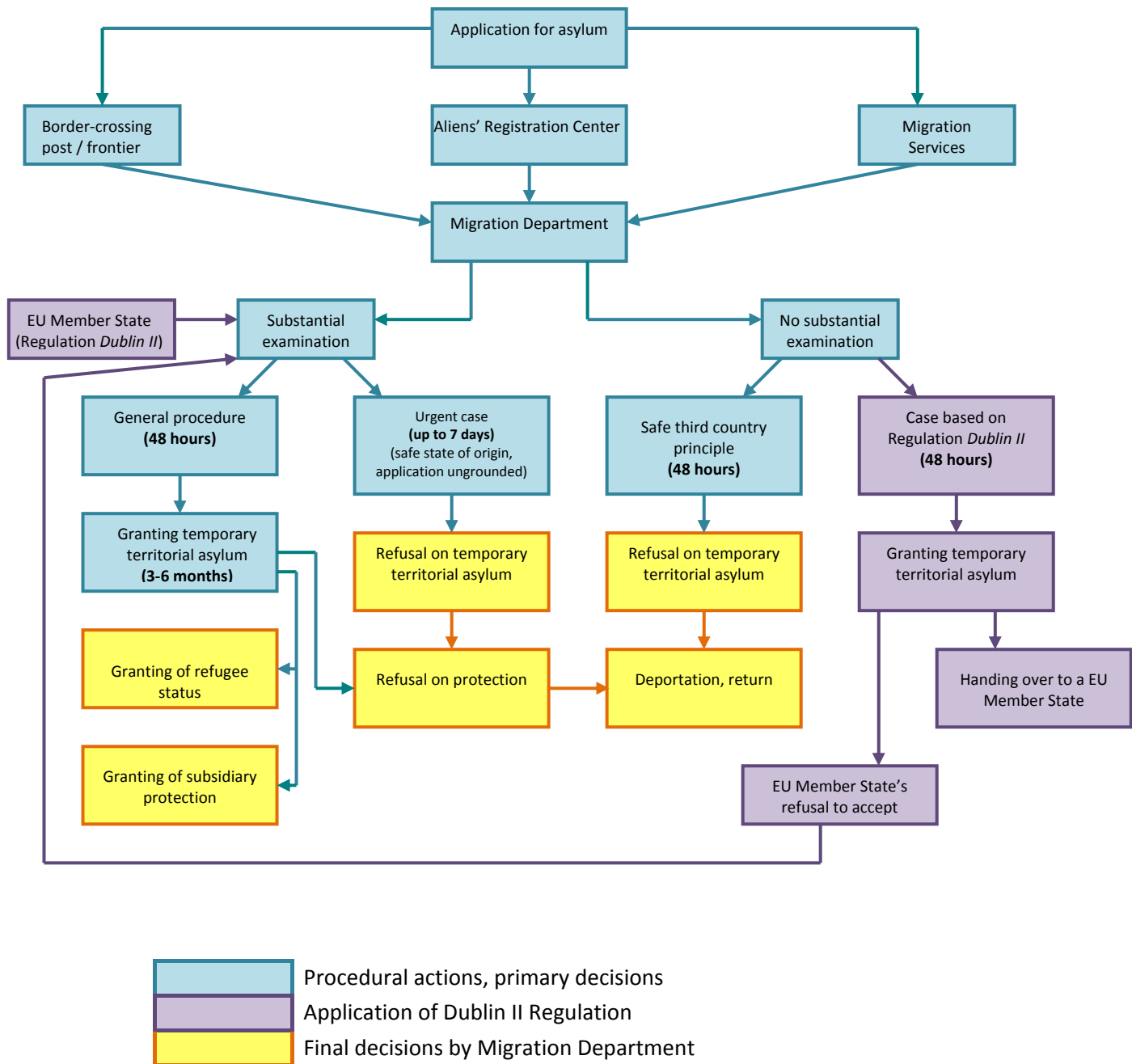
11.4. Granting asylum to aliens in the Republic of Lithuania

Year	Refugee status granted	Subsidiary protection granted*	Rejection of application for asylum	Terminated application examination
1997	6	-	53	-
1998	28	-	116	108
1999	11	-	171	104
2000	15	80	113	200
2001	3	266	58	97
2002	1	287	37	55
2003	3	485	56	230
2004	12	407	50	91
2005	15	328	30	7
2006	12	385	29	16
2007	9	393	51	32
2008	14	350	49	28
2009	11	221	155	98
Total:	140	3 202	968	1 066

* Before 30 April 2004, aliens were issued temporary residence permits in the Republic of Lithuania for reasons on humanitarian grounds.



11.5. Granting Asylum in the Republic of Lithuania. Flow Chart



11.6. Number of requests for taking over of examination of an asylum application made by the Republic of Lithuania to other EU Member State responsible for examining the application lodged by an alien in 2009

Member State	Applications	Refused to take over	Agreed to take over	Aliens passed on
Austria	8	6	2	2
Belgium	1	1		
Spain	1		1	
Latvia	10	5	5	
Poland	1	1		
Norway	1	1		
France	7	3	4	4
Slovakia	1	1		
Finland	2	2		
Sweden	4	2	2	
Switzerland	1		1	
Germany	6	2	4	1
Total:	43	24	19	7

11.7. Number of requests for taking over of examination of an asylum application made by other EU Member States to the Republic of Lithuania responsible for examining the application lodged by an alien in 2009

Member State	Applications	Refused to take over	Agreed to take over	Aliens passed on
Austria	41	5	36	5
Belgium	55	11	44	15
Czech Republic	5		5	2
Denmark	3		3	
Great Britain	1		1	1
Estonia	1		1	
Latvia	4	1	3	2
Poland	1	1		
Netherlands	7		7	1
Norway	8		8	2
France	38	2	36	1
Finland	18		18	
Sweden	66	11	55	8
Switzerland	6	1	5	2
Germany	26	5	21	2
Total:	280	37	243	41

11.8. Number of aliens granted Refugee status in the Republic of Lithuania, by nationality

Nationality	2005	2006	2007	2008	2009
Armenia					2
Belarus		3	1	2	1
Eritrea			3		
Ethiopia				3	
Iraq					1
Russia	15	9	1	6	6
Tajikistan				1	
Uzbekistan			4	2	1
Total:	15	12	9	14	11

11.9. Number of aliens to whom Subsidiary protection has been granted in the Republic of Lithuania, by nationality

Nationality	2005	2006	2007	2008	2009
Afghanistan	21	23	21	15	13
Armenia			5		
Belarus			2	2	3
Ethiopia			3	3	
Iraq	2	1	3	5	6
Cameroon		2	3	5	5
Democratic Republic of Congo	1	1	1	1	
Cuba				3	
Nepal					2
Nigeria		1			
Pakistan	2	2	1		
Russia	288	343	341	302	172
Syria			1	1	2
Somalia	3	4	3	1	1
Sri Lanka	5	2	1		8
Togo	1	1	1		
Uzbekistan		2	6	6	6
Vietnam				1	
Zimbabwe			1	2	1
Stateless	5	3		3	2
Total:	328	385	393	350	221

11.10. Number of unaccompanied minors – asylum seekers, by nationality and gender

Nationality	2005		2006		2007		2008		2009	
	Male	Female	Male	Female	Male	Female	Male	Female	Male	Female
Afghanistan	1								2	
Georgia	2									
Democratic Republic of Congo								1		
Nigeria		1								
Pakistan			1							
Russia	1	4	2						1	
Uzbekistan					3	1				
Vietnam						1				
Total:	4	5	3		3	2		1	3	
	9		3		5		1		3	

11.11. Procedure rates for granting asylum in the Republic of Lithuania

Indicator	2005	2006	2007	2008	2009
1. Asylum applications	410	459	480	540	449
2. Causes of a refusal on substantial examination of an application:					
2.1. Safe third country	-	-	-	-	-
2.2. Regulation <i>Dublin II</i>	4	2	5	28	40
3. Substantial examination of an asylum application:					
3.1. Positive decisions:	342	397	402	364	232
3.1.1. on refugee status	15	12	9	14	11
3.1.2. on subsidiary protection	328	385	393	350	221
3.2. Negative decisions on asylum	30	29	51	49	155
3.3. Terminated application examination	7	16	32	28	98
4. Number of applications remaining at the end of the year:					
4.1. in the Migration department	55	70	61	139	93
4.2. in Vilnius Regional Administrative Court	7	10	9	16	16
4.3. in the Supreme Administrative Court of the Republic of Lithuania	2	14	14	18	35

12. Aliens' control

12.1. Number of aliens who were prohibited to enter the territory of the Republic of Lithuania, by nationality

Nationality	2005	2006	2007	2008	2009
European States, including:	3 178	2 854	2 548	2 005	1 614
-Belarus	756	856	707	735	533
-Russia	1 493	1 465	1 346	1 048	835
-Ukraine	334	312	352	120	104
North America States	3	-	2	-	-
Central & South America States	18	11	20	11	6
Australia & Oceania States	3	-	2	1	2
African States	55	19	37	8	9
Asian States, including:	290	199	291	184	114
-India	51	51	74	33	16
Stateless	81	42	27	1	-
Unknown	29	26	16	1	6
Total:	3 657	3 151	2 943	2 211	1 751

Note. Since 2006 data is provided based on the causes indicated in the Schengen Borders Code.

Source: State Border Guard Service under the Ministry of the Interior of the Republic of Lithuania.

12.2. Number of aliens who were prohibited to enter the territory of the Republic of Lithuania, by grounds indicated in the Schengen Borders Code, 2009

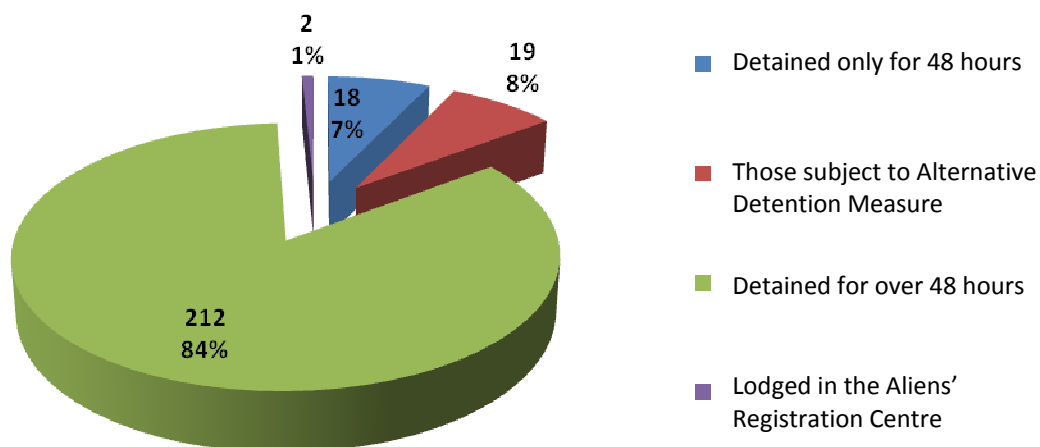
Ground for refusing admission	Number of aliens
A) does not have a valid travel document	22
B) has untrue / fake / false travel document	12
C) does not have a valid visa or a residence permit	1 321
D) has untrue / fake / false visa or a residence permit	21
E) does not have appropriate documents justifying the aim and conditions of stay	191
F) has already stayed in the EU Member States' territory for 3 months	19
G) does not have sufficient means of subsistence for the period and manner of stay or sufficient means for return to the country of origin or transit country	47
H) is a person subject to notice on refusal to allow arrival entered into: - SIS - National Register	63
I) is treated as causing threat to the public order, public health or international relations of one or several EU Member States	55
Total:	1 751

Source: State Border Guard Service under the Ministry of the Interior of the Republic of Lithuania.

12.3. Number of aliens who were detained for illegal entry to and (or) illegal stay in the territory of the Republic of Lithuania or subject to Alternative Detention Measure in 2009, by country of origin

State of origin of an alien	Number of aliens				Total
	Detained only for 48 hours	Those subject to Alternative Detention Measure, except lodging in the Aliens' Registration Centre and not applying restrictions to freedom of movement	Detained for over 48 hours	Lodged in the Aliens' Registration Centre not applying restrictions to freedom of movement	
European States, including:	14	13	124	2	153
- Belarus	2	1	18	-	21
- Georgia	2	-	50	-	52
- Russia	5	2	37	2	46
- Ukraine	-	-	5	-	5
Asian States, including:	1	1	76	-	78
- Afghanistan	-	-	21	-	21
African States	-	-	4	-	4
Stateless	3	5	-	-	8
Unknown	-	-	8	-	8
Total:	18	19	212	2	251

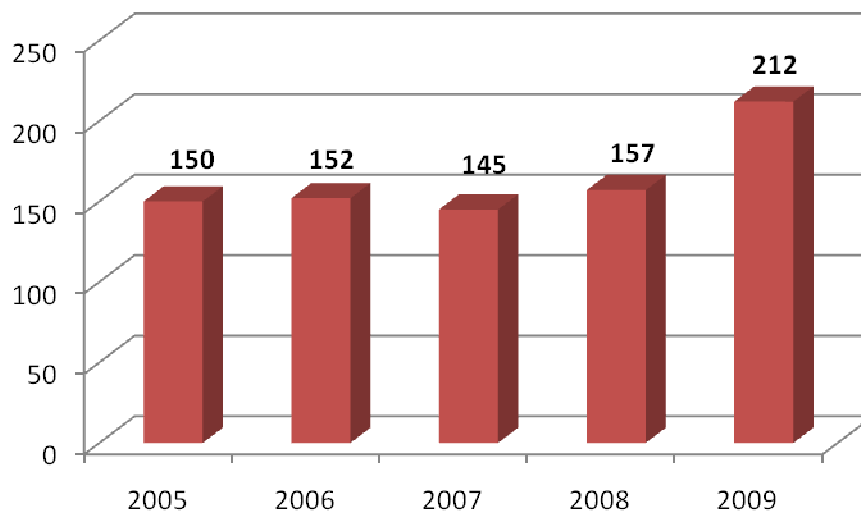
Source: Migration Department under the Ministry of the Interior, State Border Guard Service under the Ministry of the Interior, Aliens' Registration Center.



12.4. Number of aliens who were detained for more than 48 hours for illegal entry to and (or) stay in the territory of the Republic of Lithuania, by country of origin

State of origin of an alien	Number of aliens				
	2005	2006	2007	2008	2009
European States, including:	125	129	102	95	124
- Belarus	36	37	32	31	18
- Georgia	-	4	-	10	50
- Russia	28	25	39	32	37
- Ukraine	17	5	11	4	5
Central and South America States	1	-	2	3	-
African States	10	2	7	16	4
Asian States	14	21	19	43	76
Unknown	-	-	15	-	8
Total:	150	152	145	157	212

Source: State Border Guard Service under the Ministry of the Interior.



12.5. Number of aliens accommodated in the Aliens' Registration Centre, by country of origin

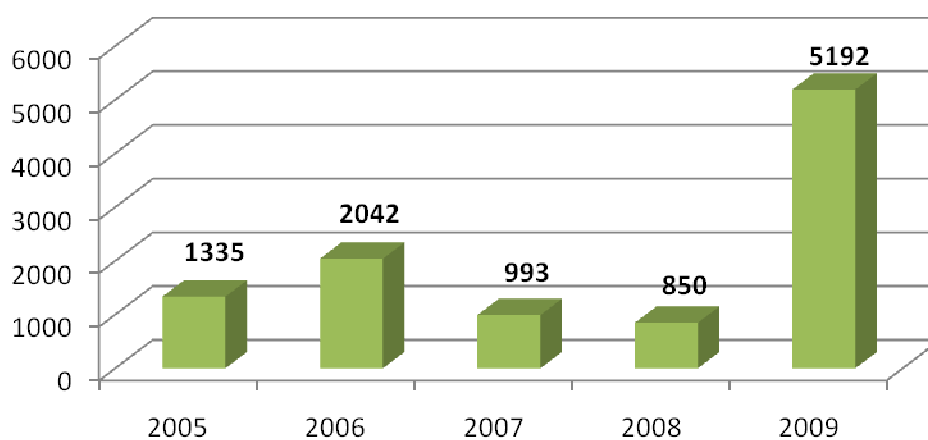
Country of origin	2005	2006	2007	2008	2009
Afghanistan	5	2		2	21
Albania	2				1
Algeria	1			2	
Angola		2		2	
Armenia	3	4	6	4	6
Azerbaijan	5	4	1	4	2
Belarus	40	40	34	38	24
Bangladesh		2			3
Guinea - Bissau		2			
Bosnia-Herzegovina					1
Egypt	2	2		3	1
Ecuador	1				
Estonia		1			
Eritrea			3		
Ethiopia		1	3	1	
Philippines		3			
Gambia				1	
Ghana	1	6			
Georgia	7	15	8	13	77
India	1	1	3	5	7
Iraq	3	2			12
Iran				1	2
Israel	1	2	4		
Cameroon	2	2		3	
Kazakhstan	6	2	5	2	4
China	2	5	4	2	2
Kirghizia	3	1		6	3
Comoros	1				
Congo	2			3	1
Cuba			3	8	
Latvia	3	1		4	2
Lebanon	1	1			
Liberia	2	1			
Morocco			5		
Moldova	18	29	12	1	2
Nepal			3	3	1
Nigeria	9	3	7	1	3
Niger					1
Pakistan	8	5	3	7	8
Palestine					1
Peru				3	
Russia	109	105	79	167	81
Senegal				1	
Serbia				1	
Syria	1	1		8	6
Somalia	6		1		
Sri Lanka				6	17
Tajikistan		1	1	2	4
Togo	1			1	
Turkey	4	1		2	3
Ukraine	17	6	12	7	5
Uzbekistan		9		5	5
Vietnam			6	7	6
Zimbabwe		1			
Unknown	11	24	15	4	8
Total:	278	287	219	330	320

Source: State Border Guard Service under the Ministry of the Interior, Aliens' Registration Centre.

12.6. Number of aliens in respect of whom Administrative Offence Protocols were drawn up under the Article 206 of the Code on Administrative Offences (violation of the procedure of aliens' entry / stay in / passing in transit through / exit from the Republic of Lithuania, by nationality

Nationality	Number of aliens				
	2005	2006	2007	2008	2009
European States, including:	977	1 470	630	497	4 685
- Belarus	149	298	212	109	385
- Latvia	-	4	4	10	3 056
- Russia	654	824	243	224	651
- Ukraine	92	260	103	76	151
North America States, including:	16	21	11	16	9
- the USA	14	19	10	15	9
Central & South America States	6	6	4	8	7
Australia & Oceania States	1	-	3	1	1
African States	9	16	3	5	9
Asian States, including:	99	248	135	97	228
- India		19	2	2	16
- Israel	13	16	13	11	7
- Kazakhstan	20	85	43	13	64
- China	5	8	6	25	15
- Kirghizia	-	20	14	8	44
- Tajikistan	-	28	28	20	33
- Uzbekistan	-	28	16	9	19
Stateless	227	281	207	214	243
Unknown	-	-	-	12	10
Total:	1 335	2 042	993	850	5 192

Sources: data of Migration Services and of the State Border Guard Service under Mol of 2005–2006 and 2009, data of Migration Services of 2007–2008 (according to the data of the State Border Guard Service under Mol administrative offence protocols were drawn in respect to 2 295 aliens in 2008, although no information is held on nationality of violators).



12.7. Number of Aliens with Respect to Whom Administrative Offence Protocols Have Been Drawn up on the Basis of Administrative Offences Provided in the Code on Administrative Offences (CAC), by Offences

Administrative offence	Number of protocols				
	2005	2006	2007	2008	2009
CAC Article 206 (violation of the procedure of aliens' entry / stay / passing in transit through/ exit from the Republic of Lithuania)	1 335	2 042	993	850	5 192
CAC Article 206¹ (damage to or loss of a permanent residence permit, stateless person's travel document, refugee's travel document or alien's passport)	232	219	310	309	233
CAC Article 206² (accommodating an alien having no passport or equivalent document, travel document, visa of the Republic of Lithuania, temporary / permanent residence permit in the Republic of Lithuania)	2	9	1	16	21
CAC Article 206³ (employment of or creating conditions for engagement in other activities in order to earn income for subsistence for aliens having no work permit or permanent residence permit in the Republic of Lithuania)	-	1	1	4	11
Total:	1 569	2 271	1 305	1 179	5 457

Sources: Data of Migration Services and the State Border Guard Service under the Ministry of the Interior of 2005–2006 and 2009, data of Migration Services of 2007–2008 (according to the data of the State Border Guard Service under the Ministry of the Interior administrative offence protocols according the CAC article 206² were drawn in respect to 117 persons, from them – 106 citizens of the Republic of Lithuania).

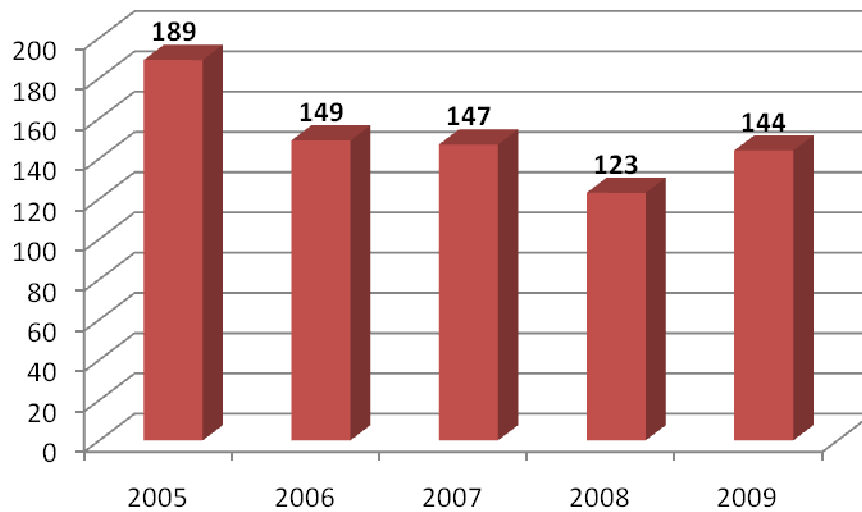
12.8. Number of aliens obliged to depart from the Republic of Lithuania, by nationality

Nationality	Number of aliens				
	2005	2006	2007	2008	2009
European States, including:	865	794	593	542	819
- Belarus	184	125	141	140	285
- Russia	465	372	202	143	343
- Ukraine	110	169	142	130	99
North America States	15	9	5	4	5
Central & South America States	7	4	9	-	2
Australia and Oceania States	-	-	2	1	-
African States	13	7	11	5	8
Asian States, including:	116	176	277	206	200
- Kazakhstan	33	60	80	52	74
Stateless	8	12	1	1	1
Total:	1 024	1 002	898	759	1 035

Source: Data of Migration Services and the State Border Guard Service under the Ministry of the Interior of 2007–2009 and 2009, data of Migration Services of 2005–2006.

12.9. Number of aliens expelled from the Republic of Lithuania, by nationality

Nationality	Number of aliens				
	2005	2006	2007	2008	2009
European States, including:	148	123	103	98	117
- Belarus	38	26	35	34	26
- Georgia	-	4	1	4	18
- Russia	53	32	38	29	33
- Ukraine	22	9	12	10	10
Central & South America States	-	-	-	3	-
African States	7	1	14	9	3
Asian States	22	23	19	13	24
Stateless	12	2	1	-	-
Total:	189	149	147	123	144



13. Representation in Court sessions and meetings of the Supreme Commission on Administrative disputes

13.1. Data on representation in Court sessions within the competence of the Migration Department in 2009, by nationality of persons that have lodged complaints (applications)

Nationality	Participation in Court sessions			Participation in administrative / civil case as concerned / third person	Decisions of the Migration Department left to stay in force			Decisions passed to revoke the decision of the Migration Department / Regional Administrative Court and the case is passed to the Migration Department / Regional Administrative Court for new hearing			Decisions passed to revoke (to revoke partially) the decision of the Migration Department			Decisions passed to dismiss an administrative case and leave complaint without examination		
	VRAC*	LSAC**	Total		VRAC*	LSAC**	Total	VRAC*	LSAC**	Total	VRAC*	LSAC**	Total	VRAC*	LSAC**	Total
Afghanistan	1		1		1		1									
Angola		1	1		2		2								1	1
Armenia	2	1	3												1	1
Belarus	7	1	8		4	1	5				2		2			
Egypt		1	1												1	1
Georgia	6		6		4		4									
India	3		3	1	1		1									
Israel	2	1	3		1	1	2				1		1			
Kazakhstan	1		1											1		1
China		1	1			1	1									
Cuba	7	3	10		6	1	7	1		1		2	2			
Democratic Republic of Congo	4	2	6		1	1	2							3	1	4
Poland	1		1		1		1									
Nepal	1	2	3		1		1					1	1		1	1
Nigeria	1	1	2		1	1	2									
Russia	80	13	93	1	65	3	68				4	1	5	11	8/1*	19/1*
Pakistan	4	2	6		3	1	4							1	1	2
Turkey	3		3		1		1					1	1			
Ukraine	1	1	2		1		1								1	1
Uzbekistan	1	2	3		1	1	2								1	1
Vietnam	4	1	5		3	1	4									
Zimbabwe	1	1	2		1		1								1	1
Total:	130	34	164	2	98	12	110	1	-	1	7	5	12	16	17/1*	33/1*
Total (2008):	76	39	115		65	26/4**	91/4**	4	7	10	2	2	4			

* Trials are suspended due to the judgment of the Vilnius Regional Administrative Court (VRAC).

** Trials are suspended due to the judgment of the Supreme Administrative Court of Lithuania (LSAC).

13.2. Data on participation in Court sessions within the competence of the Migration Department in 2009, by content of complaints (applications)

Subject of the complaint (application)	Court decision of general competence, unrelated to rights and obligations of Migration Department	Vilnius Regional Administrative Court			The Supreme Administrative Court		
		Decision of the Migration Department is left to stay in force	Decisions passed to dismiss an administrative case and leave complaint without examination	Decision of the Migration Department is revoked	Decision of the Migration Department is left to stay in force	Decisions passed to dismiss an administrative case and leave complaint without examination	Decision of the Migration Department is revoked
1. Participation of MD in administrative cases MD as a respondent regarding:							
1.1. decision concerning the citizenship of the Republic of Lithuania		2		1			
1.2. refusal to issue a national visa				1			
1.3. revoking of the decision to expel an alien from the Republic of Lithuania		1			1		
1.4. refusal to issue a permanent residence permit and lodging of an application of the Migration Department to Court for expulsion of an alien				1			
1.5. decision not to issue a permit of a long term resident		1					
1.6. not granting asylum		85	16	3	10	17	4
1.7. the compensation of damage				1			
1.8. decision to refuse a replacement of a temporary residence permit / withdrawal of a temporary residence permit		8			2		
2. Participation of MD in administrative / civil cases as concerned / third person:							
2.1. regarding establishment of facts of legal significance	22						
2.2. regarding renewal of overdue terms established in law	6						
2.3. regarding annulment of marriage	1						
Total	29	97	16	7	13	17	4

13.3. Data on representation in Court sessions on Administrative disputes within the competence of the Migration Department in 2009, by content of complaints (applications)

Subject of the complaint (application)	Courts of General Competence		Regional Administrative Courts		Supreme Administrative Court	Total	
	Notices supported/ applications satisfied/ judgments left in force	Notices not supported/ applications not satisfied/ judgments revoked	Judgment is left in force	Judgment revoked / applications rejected	Judgment is left in force	Judgment is left in force	Judgment revoked / applications not satisfied
1. Bringing actions before a Court regarding accommodation of an alien in the Aliens' Registration Centre	8	-	-	-	-	8	-
2. Regarding establishment of facts of legal significance	18	-	-	-	-	18	-
3. Regarding application of administrative penalty	1	-	-	-	-	1	-
4. Other issues	2	-	-	-	-	2	-
Total:	29	-	-	-	-	29	-

Source: Migration Services.

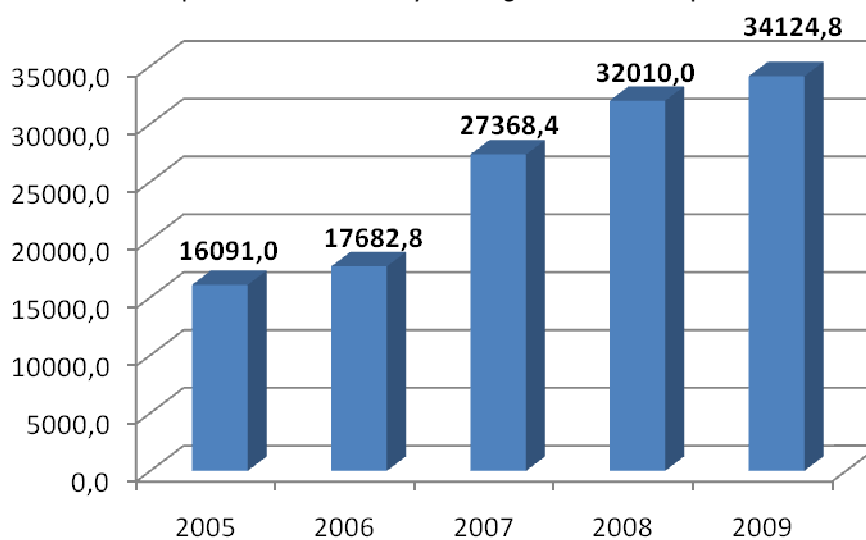
14. Consular Fee, State Duty and Fines

14.1. Collection of the Consular fee for the issue of visas, other documents and provided consular services

(thous. LTL)

Name of the object of the Consular fee	2005	2006	2007	2008	2009
For the issue of a visa	14 026,2	16 090,5	25 129,2	28 454,9	30 517,0
For the issue of a facilitated transit document	78,1	18,5	58,2	94,5	102,9
For other consular services	1 986,7	1 573,8	2 181,0	3 460,6	3 504,9
Total:	16 091,0	17 682,8	27 368,4	32 010,0	34 124,8

Source: the Consular Department of the Ministry of Foreign Affairs of the Republic of Lithuania.



14.2. Collection of State duty

(thous. LTL)

Object of the duty	Collected				
	2005	2006	2007	2008	2009
Issue/replacement of a personal identity card	2 358,1	2 417,9	2 089,0	3 101,1	20 748,0
Issue/replacement of a passport	11 419,8	11 241,4	10 830,2	23 849,1	21 890,8
Issue of the certificate of retaining of the right to Lithuanian citizenship	0,6	0,7	2,6	2,7	1,4
Issue of a temporary certificate	21,2	15,6	15,6	0,2	-
Issue of the certificate of declaration of the place of residence	496,2	480,9	203,5	-	-
Issue/replacement of a permanent residence permit	338,5	204,8	200,1	426,4	293,1
Issue/replacement of a temporary residence permit and issue/renewal of an EC residence permit	1 239,8	1 292	1 523,9	2 856,2	2 503,4
Issue of a visa of the Republic of Lithuania, extension of the period of validity	208,4	334,3	392,4	350,0	334,3
For issue / replacement / renewal of a stateless person's travel document	15,5	30,1	38,2	54,4	56,8
For issue of an invitation to a natural / legal person	694,5	661,4	841,9	245,4	32,6
For issue / replacement / renewal of a refugee's travel document	0,2	0,6	0,4	0,4	1,0
For issue / replacement / renewal of alien's passport	4,3	2,1	2,0	5,0	4,0
For other services	80,2	164,9	50,5	18,6	246,4
Total	16 877,3	16 846,7	16 190,3	30 909,5	46 111,8

Sources: the Migration Department under MoI, Migration Services, the State Border Guard Service under MoI.

14.3. Fines for Administrative offences in accordance with Articles of the Administrative Offences Code

(LTL)

According to articles of the Administrative Offences Code	Fines paid in 2009
200	10 580
200²	2 305
204	150
204¹	300
206	40 350
206¹	850
206²	2 035
206³	16 000
Total	72 570

Source: Migration Services.