



MIGRATION DEPARTMENT
UNDER THE MINISTRY OF THE INTERIOR OF THE REPUBLIC OF LITHUANIA

MIGRATION YEARBOOK 2008



Vilnius, 2009

Contents

1. General provisions	6
1.1. <i>The main events of 2008 in the areas of free movement of persons, visas, migration, asylum, citizenship, issue of personal identity and travel documents</i>	<i>6</i>
1.2. <i>Structure of Management of Migration Processes in the Republic of Lithuania</i>	<i>9</i>
1.3. <i>Structure of the Migration Department under the Ministry of the Interior of the Republic of Lithuania</i>	<i>10</i>
1.4. <i>The main legal acts of the Republic of Lithuania regulating management of migration processes</i>	<i>11</i>
1.5. <i>Number of aliens residing in the Republic of Lithuania as of the beginning of 2009 (thous.)</i>	<i>12</i>
1.6. <i>Number of aliens residing in the Republic of Lithuania, by nationality</i>	<i>12</i>
1.7. <i>Number of aliens residing in the Republic of Lithuania according to municipalities as of the beginning of 2009</i>	<i>13</i>
2. Personal Identity Cards and Travel documents of the citizens of the Republic of Lithuania.....	14
2.1. <i>Issue of Personal Identity cards to the citizens of the Republic of Lithuania</i>	<i>14</i>
2.2. <i>Issue of a Personal Identity Card to a citizen of the Republic of Lithuania. Flow Chart.....</i>	<i>15</i>
2.3. <i>Issue of passports of the Republic of Lithuania to the citizens of the Republic of Lithuania</i>	<i>16</i>
2.4. <i>Issue of a passport of the Republic of Lithuania to a citizen of the Republic of Lithuania residing in the Republic of Lithuania.....</i>	<i>17</i>
2.5. <i>Issue of a passport of the Republic of Lithuania to a citizen of the Republic of Lithuania residing in a foreign state. Flow Chart.....</i>	<i>18</i>
3. Migration of aliens and citizens of the Republic of Lithuania	19
3.1. <i>Number of citizens of the Republic of Lithuania and aliens who arrived to reside in the Republic of Lithuania in 2008, by states</i>	<i>19</i>
3.2. <i>Number of persons who arrived to reside in the Republic of Lithuania in 2008, by nationality</i>	<i>20</i>
3.3. <i>Number of citizens of the Republic of Lithuania and aliens who departed for residence to foreign states in 2008, by states</i>	<i>21</i>
3.4. <i>Number of persons who departed for residence to foreign states in 2008, by nationality.....</i>	<i>22</i>
4. Visas	23
4.1. <i>Number of decisions regarding applications of aliens to issue a visa in 2008, by place of submission</i>	<i>23</i>
4.2. <i>Number of visas of the Republic of Lithuania issued to aliens, by type.....</i>	<i>23</i>
4.3. <i>Issue of a Visa to an Alien. Flow Chart.....</i>	<i>24</i>
4.4. <i>Number of decisions on extension of the period of stay in the Republic of Lithuania to aliens in possession of a visa, by place of decision-taking.....</i>	<i>25</i>
4.5. <i>Number of decisions on extension of the period of stay of aliens in the Republic of Lithuania in possession of a Schengen visa, by type</i>	<i>25</i>
4.6. <i>Extension of the period of stay in the Republic of Lithuania in possession of a visa. Flow Chart.....</i>	<i>26</i>
4.7. <i>List of the countries whose citizens do not need visas to enter the Republic of Lithuania</i>	<i>27</i>
4.8. <i>List of countries whose citizens holding diplomatic or service passports may enter the Republic of Lithuania without visas.....</i>	<i>28</i>
4.9. <i>List of countries to which Lithuanian citizens are exempted from visa requirements</i>	<i>29</i>
4.10. <i>List of the countries which may be entered by the citizens of the Republic of Lithuania holding diplomatic or service passports without visas</i>	<i>30</i>
5. Facilitated Transit for the citizens of the Russian Federation	31
5.1. <i>Decisions regarding issuance of Facilitated Transit / Facilitated Railway Transit documents to the citizens of the Russian Federation</i>	<i>31</i>
5.2. <i>Issue of facilitated transit documents to the citizens of the Russian Federation. Flow chart.....</i>	<i>32</i>
5.3. <i>Issue of Facilitated Railway Transit Documents (FRTD) to the Citizens of the Russian Federation. Flow Chart.....</i>	<i>33</i>

6. Free movement of persons	34
6.1. Number of applications of citizens of EU/EFTA Member States for issue of the residence permit proving the right to reside in the Republic of Lithuania lodged in 2008, by nationality.....	34
6.2. Number of applications of a family member of a citizen of an EU Member State for issue / extension of the EU residence permit of the Republic of Lithuania in 2008, by nationality.....	35
6.3. Number of decisions in 2008 to issue a document for a national of an EU/EFTA Member State proving his right to reside in the Republic of Lithuania, by nationality.....	36
6.4. Number of decisions in 2008 to issue/extend a residence permit in the Republic of Lithuania of a family member of an EU national, by nationality.....	37
6.5. Number of decisions in 2008 for issue of a document for a national of an EU/EFTA Member State proving his right to reside in the Republic of Lithuania, by grounds of arrival.....	37
6.6. Number of documents issued in 2008 for nationals of EU/EFTA Member States proving their right to reside in the Republic of Lithuania, by nationality.....	38
6.7. Number of residence permits in the Republic of Lithuania of a family member of a national of an EU Member State issued in 2008, by nationality.....	39
6.8. Number of documents issued in 2008 for nationals of EU/EFTA Member States proving their right to reside in the Republic of Lithuania, by grounds of arrival.....	40
6.9. Issue of a Certificate for a national of an EU/EFTA Member State proving his right to reside in the Republic of Lithuania. Flow Chart	41
6.10. Number of applications for issue of a Certificate confirming the right of an EU / EFTA Member State national to permanently reside in the Republic of Lithuania in 2008, by nationality.....	42
6.11. Number of decisions on issue of a certificate confirming the right of an EU / EFTA Member State national to permanently reside in the Republic of Lithuania in 2008, by nationality.....	43
6.12. Issue of a Certificate confirming the right of an EU/EFTA Member State national to permanently reside in the Republic of Lithuania. Flow Chart	44
6.13. Number of applications of family members of citizens of an EU /EFTA Member State for issue of an EC permanent residence permit in 2008, by nationality	45
6.14. Number of decisions for issue / extension of permanent residence permits in the Republic of Lithuania for family members of citizens of an EU / EFTA Member State in 2008, by nationality	45
6.15. Issue of a permit to the family member of an EU Member State national to permanently reside in the Republic of Lithuania. Flow Chart.....	46
6.16. Extension of the permit to the family member of the EU Member State national to permanently reside in the Republic of Lithuania. Flow Chart	47
7. Temporary residence permits in the Republic of Lithuania	48
7.1. Number of applications of aliens for issue/replacement of a temporary residence permit in the Republic of Lithuania in 2008, by nationality.....	48
7.2. Number of decisions on issue / replacement of a temporary residence permit in the Republic of Lithuania for aliens in 2008, by grounds for arrival.....	49
7.3. Number of issued/replaced temporary residence permits of the Republic of Lithuania to aliens in 2008, by nationality	50
7.4. Number of temporary residence permits in the Republic of Lithuania issued/replaced to aliens in 2008, by grounds of arrival	51
7.5. Issue of a temporary residence permit in the Republic of Lithuania	52
7.6. Replacement of a temporary residence permit in the Republic of Lithuania for an alien. Flow Chart.....	53
8. Permits of a long term resident of the Republic of Lithuania to reside in the European Community	54
8.1. Number of applications of aliens for the issue of a permit of a long term resident of the Republic of Lithuania to reside in the European Community in 2008, by nationality.....	54
8.2. Number of decisions on issue of a permit of a long term resident of the Republic of Lithuania to reside in the European Community in 2008, by nationality	55
8.3. Number of permits of a long term resident of the Republic of Lithuania to reside in the European Community issued to aliens in 2008, by grounds.....	56
8.4. Number of aliens who have received permits of a long term resident of the Republic of Lithuania to reside in the European Community, by nationality.....	57
8.5. Number of replaced permits of a long term resident of the Republic of Lithuania to reside in the European Community for aliens, by nationality	58

8.6. Issue of the permit to an alien of a long term resident of the Republic of Lithuania to reside in the European Community. Flow Chart.....	59
8.7. Replacement of the permit of a long term resident of the Republic of Lithuania to reside in the European Community to an alien. Flow Chart.....	60
9. Travel documents of the Republic of Lithuania issued to aliens.....	61
9.1. Number of Travel documents issued and extended to stateless persons.....	61
9.2. Issue, replacement and extension of a period of validity of Travel documents of stateless persons residing in the Republic of Lithuania. Flow Chart.....	62
9.3. Extension of the validity of Travel documents of stateless persons to stateless persons staying abroad. Flow Chart.....	63
9.4. Number of Travel documents issued, replaced and extended for refugees.....	63
9.5. Issue, replacement and extension of a period of validity of a Refugee's Travel document. Flow Chart.....	64
9.6. Number of aliens' passports issued to aliens.....	64
9.7. Number of aliens' passports issued to aliens, by nationality.....	65
9.8. Issue, replacement and extension of validity of an Alien's Passport. Flow Chart.....	66
10. Citizenship of the Republic of Lithuania.....	67
10.1. Number of aliens to whom Lithuanian citizenship has been granted, by former nationality.....	67
10.2. Granting of Lithuanian Citizenship to an Alien. Flow Chart.....	68
10.3. Number of persons who have lost Lithuanian citizenship, by reasons.....	69
10.4. Loss of Lithuanian citizenship upon acquisition of citizenship of another state. Flow Chart.....	70
10.5. Loss of Lithuanian citizenship where the person is in Military Service or serves in the Public Service of another state without authorization of the Government of the Republic of Lithuania. Flow Chart.....	71
10.6. Renouncing citizenship of the Republic of Lithuania. Flow Chart.....	72
10.7. Passed decisions on retention of the right of aliens to citizenship of the Republic of Lithuania.....	73
10.8. Issue of certificates to aliens for retention of the right to citizenship of the Republic of Lithuania ...	74
11. Asylum in the Republic of Lithuania.....	75
11.1. Number of aliens' applications for asylum in the Republic of Lithuania, by nationality.....	75
11.2. Number of aliens' applications for asylum in the Republic of Lithuania and of decisions taken in 2008.....	76
11.3. Granting asylum to aliens in the Republic of Lithuania.....	77
11.4. Granting Asylum in the Republic of Lithuania. Flow Chart.....	78
11.5. Number of requests for taking over of examination of an asylum application made by the Republic of Lithuania to other EU Member State responsible for examining the application lodged by an alien in 2008.....	79
11.6. Number of requests for taking over of examination of an asylum application made by other EU Member States to the Republic of Lithuania responsible for examining the application lodged by an alien in 2008.....	80
11.7. Number of aliens granted Refugee status in the Republic of Lithuania, by nationality.....	81
11.8. Number of aliens to whom Subsidiary protection has been granted in the Republic of Lithuania, by nationality.....	81
11.9. Number of unaccompanied minors – asylum seekers, by nationality and gender.....	82
11.10. Procedure rates for granting asylum in the Republic of Lithuania.....	82
12. Aliens' control.....	83
12.2. Number of aliens who were prohibited to enter the territory of the Republic of Lithuania, by grounds indicated in the Schengen Borders Code, 2008.....	83
12.3. Number of aliens who were detained for illegal entry to and (or) illegal stay in the territory of the Republic of Lithuania or subject to Alternative Detention Measure in 2008, by country of origin.....	84
12.4. Number of aliens who were detained for more than 48 hours for illegal entry to and (or) stay in the territory of the Republic of Lithuania, by country of origin.....	85
12.5. Number of aliens accommodated in the Aliens' Registration Centre, by country of origin.....	86
12.6. Number of aliens in respect of whom Administrative Offence Protocols were drawn up under the Article 206 of the Code on Administrative Offences (violation of the procedure of aliens' entry / stay in / passing in transit through / exit from the Republic of Lithuania, by nationality.....	87

<i>12.7. Number of Administrative Offence Protocols drawn up on the basis of administrative offences provided in the Code on Administrative Offences (AOC), by offences</i>	88
<i>12.8. Number of aliens obliged to depart from the Republic of Lithuania, by nationality</i>	88
<i>12.9. Number of aliens expelled from the Republic of Lithuania, by nationality</i>	89
13. Representation in Court sessions and meetings of the Supreme Commission on Administrative disputes	90
<i>13.1. Data on representation in Court sessions within the competence of the Migration Department in 2008, by nationality of persons that have lodged complaints (applications)</i>	90
<i>13.2. Data on participation in Court sessions and meetings of the Supreme Commission on Administrative disputes within the competence of the Migration Department in 2008, by content of complaints (applications)</i>	91
<i>13.3. Data on representation in Court sessions on Administrative disputes within the competence of the Migration Department in 2008, by content of complaints (applications)</i>	92
14. Consular Fee, State Duty and Fines	93
<i>14.1. Collection of the Consular fee for the issue of visas and other documents (thous. LTL)</i>	93
<i>14.2. Collection of State duty (thous. LTL)</i>	94

1. General provisions

1.1. The main events of 2008 in the areas of free movement of persons, visas, migration, asylum, citizenship, issue of personal identity and travel documents

General management matters of migration processes

- On 15 January, the list of professions the workers of which are lacking in the Republic of Lithuania was approved by the Order of the Minister of Social Security and Labour for the 1st half of the year according to economic activity types with a view to creating better possibilities for employers to get qualified employees from abroad. On 20 June, this list was updated for the 2nd half of the year.
- On 1 February, the Seimas of the Republic of Lithuania approved the amendments of the Law „On the Legal Status of Aliens“ related to the harmonization of provisions of legal acts regulating legal status of aliens in the Republic of Lithuania with the provisions of the European Union legal acts in the areas of visas, migration and asylum, including Schengen *acquis*. The provisions of the considered law came into force on 23 February 2008.
- On 14 October, the order of implementation in the Republic of Lithuania of the provisions of the Regulation of the European Parliament and of the Council on Community statistics on migration and international protection was determined by the Resolution of the Government of the Republic of Lithuania.
- On 29 October, the Regulations of Aliens' Registry were replaced by the Resolution of the Government of the Republic of Lithuania. The change is connected with the implementation of the provisions in the Republic of Lithuania of the Regulation of the European Parliament and of the Council laying down rules on local border traffic at the external land borders of the Member States.
- On 3 December, the Immigration Policy Guidelines were approved by the Resolution of the Government of the Republic of Lithuania.

Membership in the Schengen area

- On 30 March, having lifted air border controls, Lithuania became a full member of the Schengen Agreement.

Free movement of persons

- On 6 May, the form of the Certificate approving the right of a citizen of a Member State of the European Union to reside in the Republic of Lithuania was approved by the Order of the Minister of the Interior.
- On 25 July, the description of the procedure for issuing the Certificate approving the right of a citizen of a Member State of the European Union to reside in the Republic of Lithuania and the description of the procedure for issuing, renewing and revoking of the residence permit for family members of a citizen of a Member State of the European Union were approved by the Order of the Minister of the Interior.

Visas

- Since 1 March, under the Resolution of the Government of Canada, citizens of the Republic of Lithuania got the right to travel to Canada without visas.
- On 1 April, the Agreement of the Governments of the Republic of Lithuania and of the Republic of Hungary on bilateral representation when forming visas and collecting biometrical data in their diplomatic representations and consular offices came into force.

- Since 17 November, under the Resolution of the Government of the USA, citizens of the Republic of Lithuania got the right to travel to the USA without visas.
- Since 8 December, under the Resolution of the Government of the Republic of Philippines, citizens of the Republic of Lithuania got the right to travel to the Republic of Philippines without visas and stay there for a period of 21 day.

Residence permits

- On 14 May, the Regulations on the issue of permits for temporary residence in the Republic of Lithuania to aliens and on evaluation of entering into fictitious marriage, fictitious registered partnership and fictitious adoption were amended by the Order of the Minister of the Interior, thus simplifying and accelerating the issue procedure of temporary residence permits in the Republic of Lithuania.
- On 18 June, under the Decree of the President the draft law for the amendment of Article 43 of the Law of the Republic of Lithuania „On the Legal Status of Aliens“ was submitted to the Seimas of the Republic of Lithuania. This law is intended to simplify the requirements related to the right to family reunification for aliens having temporary residence permits.

Asylum

- The Translation Fund Project, co-financed by the ARGO programme, that lasted for 2 years, was completed in the end of 2008. The Project aimed at ensuring asylum seekers' right to translation using video conferencing equipment in cases when the country does not have the translators capable to translate from/to the native language of the asylum seeker or the language he understands. The Migration Department under the Ministry of the Interior also participated in this Project.
- During 2008 participation in the 3rd phase of the European Asylum Training Programme proposing 3 training modules took place.

Control of Aliens

- On 9 January, the Rules of issue of Business licenses to residents were replaced by the Resolution of the Government of the Republic of Lithuania. They determine that Business licenses to aliens having residence permits are issued for the period of validity of a residence permit.
- On 20 March, the new publication of the provisions of the Border Guard Service under the Ministry of the Interior was approved by the Resolution of the Government of the Republic of Lithuania. This Service was given the right to operate in the whole territory of the country implementing State control of migration processes.
- On 5 August, in pursuance of transposing several provisions of Schengen *acquis* to the national law, the Regulations on decision making about the obligation of aliens to leave, expulsion, repatriation and traffic in transit through the territory of the Republic of Lithuania and enforcement of such decisions were amended by the Order of the Minister of the Interior.
- On 9 September, according to the provisions of Schengen *acquis* the Rules on forming and managing the list of aliens who are prohibited to enter the Republic of Lithuania were amended by the Resolution of the Government of the Republic of Lithuania.

Citizenship

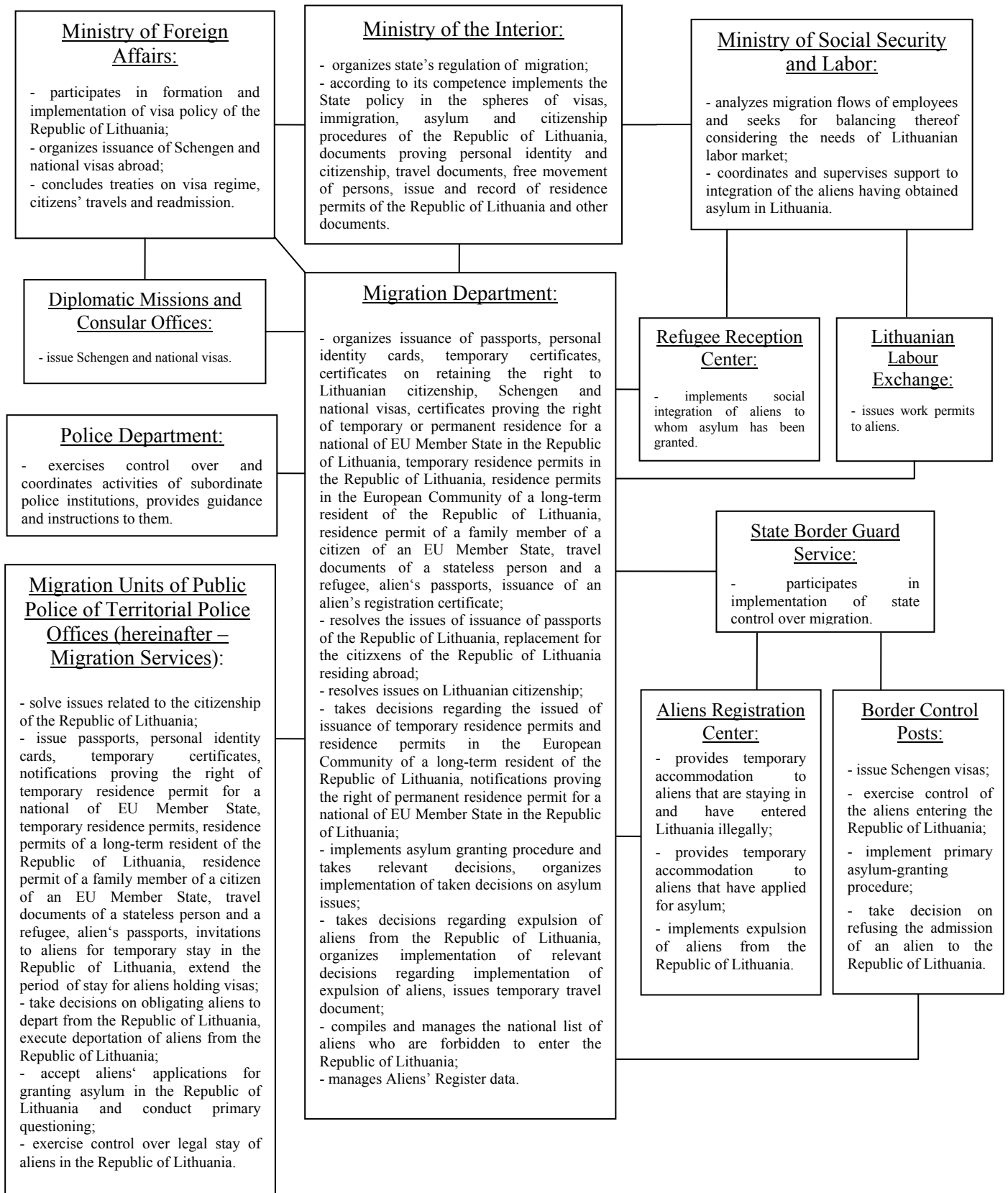
- On 15 July, the Seimas of the Republic of Lithuania approved the Amendment Law of the Law of the Republic of Lithuania on Citizenship. The new publication of the Law is arranged according to the Resolution of the Constitutional Court (13 November, 2006) on the accord of the provisions of legal acts regulating citizenship relations of the Republic of Lithuania with the Constitution of the Republic of Lithuania.

- On 27 October, under the Decree of the President of the Republic of Lithuania the working group was formed in order to prepare the conclusions on the development of legal acts regulating citizenship relations of the Republic of Lithuania, also to prepare adequate draft law(s).

Personal identification and travel documents

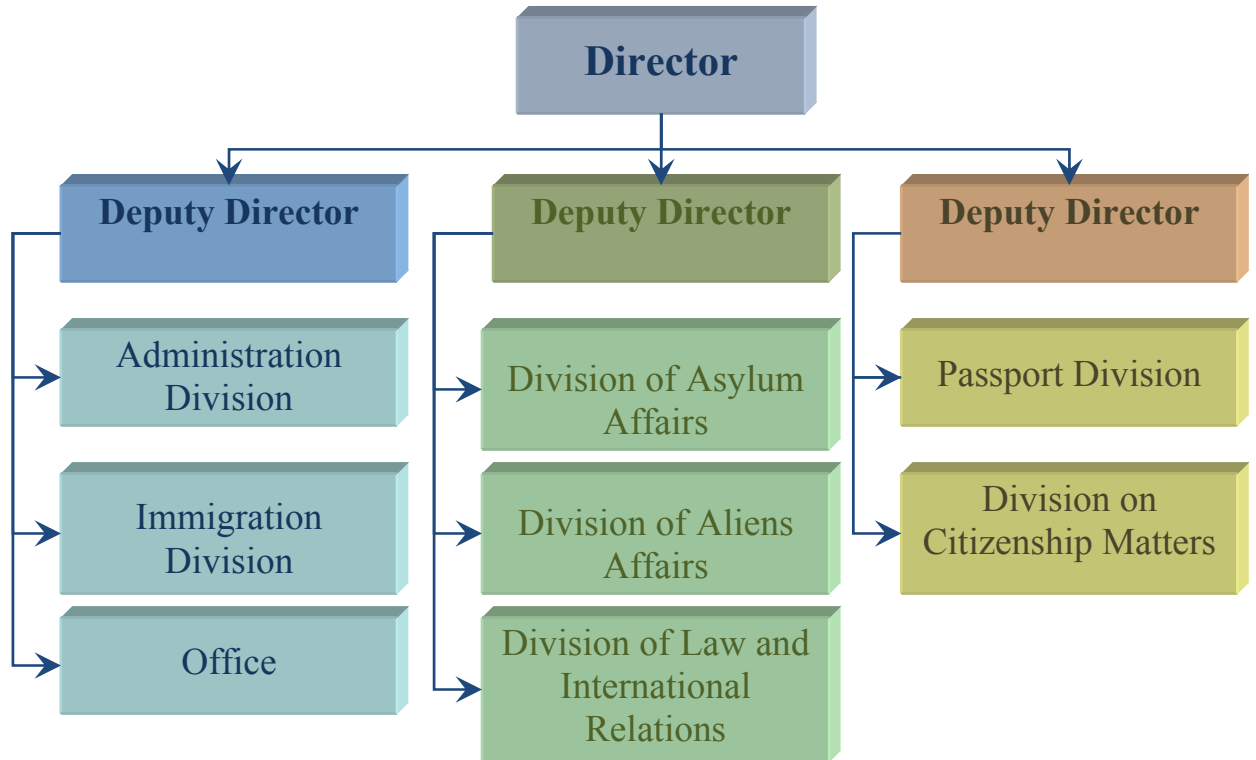
- Since 2 January, new passports of the European sample were started to issue to the citizens of the Republic of Lithuania.
- On 26 June, the Seimas of the Republic of Lithuania approved the changes of the Law of the Republic of Lithuania on Personal Identity Card with the possibility to identify and authentify persons in the electronic area, also putting biometric data into the Personal Identity Card.
- On 15 July, the Seimas of the Republic of Lithuania approved the Amendment and Supplement Law of the Law on Passport of the Republic of Lithuania. It simplifies several issue procedures of the passports of the Republic of Lithuania.
- On 21 July, the new form of the Identity Card with electronic form for putting biometric data of a citizen and for using a Personal Identity Card in the electronic area was approved by the Order of the Minister of the Interior.
- On 28 July, the new forms of the Travel document, the Stateless person and the Refugee travel document with electronic form for putting biometric data of a person were approved by the Order of the Minister of the Interior.
- On 8 October, the new form of the Alien's passport with electronic form for putting biometric data of a person was approved by the Order of the Minister of the Interior.
- On 28 October, the new form of the Service passport with electronic form for putting biometric data of a person was approved by the Order of the Minister of the Interior.
- On 7 November, in order to simplify several issue procedures of the Passport of the Republic of Lithuania and in order to reduce the administrative burden of the citizens, the provisions of the description of the Passport issue, change, invalidity and revoking were changed by the Order of the Minister of the Interior.
- On 12 November, the description of the order of the submission of the documents to the Diplomatic Representations or Consular Offices of the Republic of Lithuania for issue and change of the passport and of the sending of these documents, also sending of invalid documents confirming the citizenship of the Republic of Lithuania, was changed by the Order of the Minister of Foreign Affairs.
- On 3 December, new State fee of 80 LTL since 1 January 2009 for the issue and change of the Personal Identity Card was approved by the Resolution of the Government.
- On 24 December, the description of the order of Personal Identity Card issue, change, invalidity and revoking was approved by the Order of the Minister of the Interior, taking into account that since 1 January 2009 the new Personal Identity Card is started to issue.

1.2. Structure of Management of Migration Processes in the Republic of Lithuania



1.3. Structure of the Migration Department under the Ministry of the Interior of the Republic of Lithuania

(as of 1 January 2009)



The Migration Department under the Ministry of the Interior of the Republic of Lithuania was established on 21 May 1992 by the Order of the Minister of the Interior Petras Valiukas upon merging two divisions of the Ministry: the Emigration and Immigration Service under the Ministry of the Interior and the Passport Board of the Ministry of the Interior. Former directors of the Migration Department: Edvardas Gružas (1992–1993), Česlovas Kazimieras Blažys (1993–1995), Vladas Minkevičius (1995–1999). Almantas Gavėnas has been the head of the Migration Department since 1999.

Migration Department under the Ministry of the Interior comprises 112 posts.

1.4. The main legal acts of the Republic of Lithuania regulating management of migration processes
(as of 1 January 2009)

1. Law of the Republic of Lithuania on the Legal Status of Aliens (as amended, in force since 30 April 2004).
2. Law of the Republic of Lithuania Implementing the Law on the Legal Status of Aliens (in force since 30 April 2004).
3. Law of the Republic of Lithuania on Citizenship (in force since 22 July 2008).
4. Law of the Republic of Lithuania on Personal Identity Card (in force since 1 January 2003).
5. Law of the Republic of Lithuania Implementing the Law on Personal Identity Card (in force since 21 November 2001).
6. Law of the Republic of Lithuania on Passport (as amended, in force since 1 January 2003).
7. Law of the Republic of Lithuania Implementing the Law on Passport (in force since 28 November 2001).
8. International treaties of the Republic of Lithuania on Travelling of Citizens of both states (in force with 2 states: Belarus and Russia).
9. Readmissios treaties of the Republic of Lithuania (in force with 24 states: Armenia, Austria, Belgium, Estonia, Greece, Iceland, Spain, Italy, Croatia, Latvia, Poland, Luxembourg, Moldova, the Netherlands, Portugal, France, Romania, Russia, Slovenia, Finland, Switzerland, Sweden, Ukraine, Germany).

1.5. Number of aliens residing in the Republic of Lithuania as of the beginning of 2009 (thous.)

	2005	2006	2007	2008	2009
Population ¹ , including:	3 425,3	3 403,3	3 384,9	3 366,2	3 350,1
Aliens ²	32,6	35,3	33,1	33,4	32,9
Share of aliens in total national population, %	0,95	1,04	0,98	0,99	0,98

Sources: ¹ Department of Statistics under the Government of the Republic of Lithuania.

² 2005–2006, 2009 – data of Personalization of Identity Documents Centre under the Ministry of the Interior, 2007–2008 – data of Migration Services.

1.6. Number of aliens residing in the Republic of Lithuania, by nationality

Nationality	2005	2009
European States, including:	22 605	25 500
- EU Member States, including:	1 965	2 261
- Latvia	355	374
- Poland	491	479
- Germany	314	406
- EFTA Member States	100	115
- Other European States, including	20 540	23 124
- Armenia	284	293
- Belarus	3 025	5 956
- Georgia	...	217
- Russia	14 493	12 627
- Ukraine	2 155	3 052
North America States, including:	420	527
- the USA	389	473
Central and South America States	52	82
Australia and Oceania	20	23
Asian States, including:	1 555	1 803
- Israel	326	400
- Kazakhstan	288	256
- China	253	436
- Lebanon	195	139
African States	47	123
Stateless persons	7 914	4 844
Total:	32 613	32 902

Note. At the beginning of 2009 nationals of 118 states were residing in the Republic of Lithuania.

Source. Residents' Register Service under the Ministry of the Interior.

1.7. Number of aliens residing in the Republic of Lithuania according to municipalities as of the beginning of 2009

Municipality	Number of aliens	Municipality	Number of aliens
Alytus county	764	Šiauliai county	1 920
Druskininkai	338	Šiauliai city	1 384
Alytus town, region	263	Akmenė region	70
Lazdijai region	20	Joniškis region	79
Varėna region	143	Kelmė region	54
Kaunas county	4 193	Pakruojis region	53
Kaunas city	2 626	Radviliškis region	165
Birštonas	9	Šiauliai region	115
Jonava region	486	Tauragė county	256
Kaišiadorys region	94	Jurbarkas region	55
Kaunas region	475	Pagėgiai	40
Kėdainiai region	357	Šilalė region	35
Prienai region	88	Tauragė region	126
Raseiniai region	58	Telšiai county	717
Klaipėda county	5 058	Mažeikiai region	427
Klaipėda city	4 239	Plungė region	169
Neringa	36	Rietavas	8
Palanga town	171	Telšiai region	113
Klaipėda region	306	Utena county	3 218
Kretinga region	143	Visaginas	2 485
Skuodas region	31	Anykščiai region	57
Šilutė region	132	Ignalina region	222
Marijampolė county	452	Molėtai region	54
Marijampolė	282	Utena region	244
Kalvarija	15	Zarasai region	156
Kazlų Rūda	34	Vilnius county	15 444
Šakiai region	47	Vilnius city	11 411
Vilkaviškis region	74	Elektrėnai	324
Panevėžys county	880	Šalčininkai region	697
Panevėžys city	572	Širvintai	104
Biržai region	65	Švenčionys region	507
Kupiškis region	39	Trakai region	327
Panevėžys region	86	Ukmergė region	211
Pasvalys region	40	Vilnius region	1 863
Rokiškis region	78	Total:	32 902

Note. The table does not include aliens whose residence declaration data is deleted at the request of the owner of residential premises and who failed to declare residence.

Source: Personalization of Identity Documents Centre under the Ministry of the Interior.

2. Personal Identity Cards and Travel documents of the citizens of the Republic of Lithuania

2.1. Issue of Personal Identity cards to the citizens of the Republic of Lithuania

	2004	2005	2006	2007	2008
Number of Personal Identity cards, including:	282 947	239 475	219 777	191 450	282 672
- changed	10 347	18 718	26 192	11 691	41 327

Source: Residents' Register Service under the Ministry of the Interior.

Personal Identity Card is the main personal document of the citizen of the Republic of Lithuania proving his/her personal identity and citizenship, and is designated for usage in the Republic of Lithuania.

Personal Identity Card may be also used for travelling to foreign states. Under the Directive 2004/38/EC of the European Parliament and of the Council of 29 April 2004 on the right of citizens of the European Union and their family members to move and reside freely within the territory of the Member States, amending Regulation (EEC) No. 1612/68 and repealing Directives 64/221/EEC, 68/360/EEC, 72/194/EEC, 73/148/EEC, 75/34/EEC, 75/35/EEC, 90/364/EEC, 90/365/EEC and 93/96/EEC and without prejudice to the application on border check of travel documents, all citizens of European Union Member States (Ireland, Austria, Belgium, Bulgaria, Czech Republic, Denmark, Estonia, Greece, Spain, Italy, Great Britain, Cyprus, Latvia, Poland, Lithuania, Luxembourg, Malta, the Netherlands, Portugal, France, Romania, Slovakia, Slovenia, Finland, Sweden, Hungary, Germany) possessing valid Personal Identity Cards have the right to leave the territory of a Member State for entering another Member State. The countries accepting the Personal Identity Cards of the Republic of Lithuania are the following: Iceland, Montenegro, Croatia, Liechtenstein, Macedonia, Norway, San Marino, Switzerland.

Personal Identity Card is issued obligatory to every citizen of the Republic of Lithuania over 16 years of age and residing in Lithuania, and in case of need – to children under 16.

Source: Article 2 (1, 2 and 4) of the Law on Personal Identity Card of the Republic of Lithuania of 6 November 2001.

2.2. Issue of a Personal Identity Card to a citizen of the Republic of Lithuania. Flow Chart

A citizen of the Republic of Lithuania must submit to the Migration Service according to his/her place of residence:

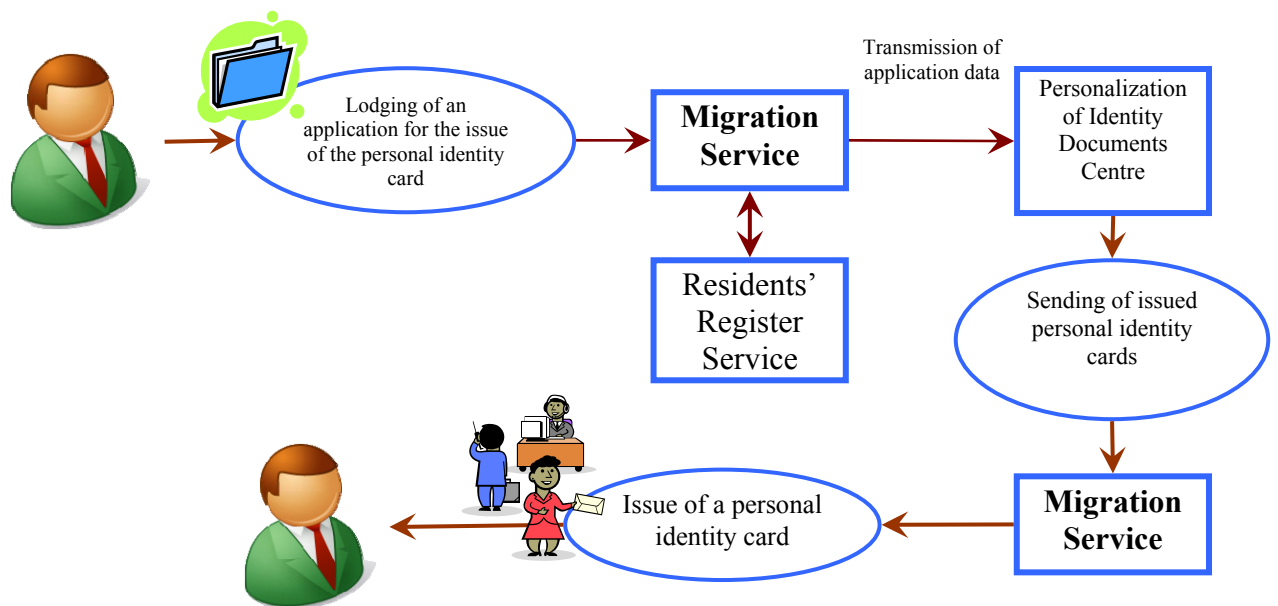
- An application for the issue of a personal identity card;
- An identity document proving the citizenship of the Republic of Lithuania;
- 3 photographs.

State fee fixed by the Government must be paid for the issue or change of the Personal Identity card.

Source: Article 5 (14) of the Law on Personal Identity Card of the Republic of Lithuania of 6 November 2001, Paragraphs 5 and 6 of the Order of the Minister of the Interior of the Republic of Lithuania approved by the Rule of 28 November 2007 on Issue, Change, Announcement as Invalid and Termination of Personal Identity Card.

Personal identity card is issued not later than within 1 month from the date of receiving an application by the Migration Service.

Source: Article 5 (13) of Law on Personal Identity Card of the Republic of Lithuania of 6 November 2001.



2.3. Issue of passports of the Republic of Lithuania to the citizens of the Republic of Lithuania

	2004	2005	2006	2007	2008
Number of passports issued to the citizens residing in the Republic of Lithuania	228 920	193 433	185 219	169 036	219 817
Number of passports issued to the citizens residing in foreign states	11 003	8 042	7 594	6 582	9 492
Total:	239 923	201 475	192 813	175 618	229 309

Note. New (as of European sample) passports of the Republic of Lithuania were started to issue since January 2009.

Source: Residents' Register Service under the Ministry of the Interior.

Passport is a personal document of a citizen of the Republic of Lithuania proving his/her personal identity and is designated for travel to foreign states. Passport can also be used inside the Republic of Lithuania.

It is not obligatory to hold a passport; it is issued at the request of a citizen.

Passport is issued to the citizens residing in the Republic of Lithuania or in a foreign state.

Passport may be issued to a citizen irrespective to his/her age.

Source: Article 2 (1, 2 and 3), Article 5 (2, 3, and 4) of the Law on Passport of the Republic of Lithuania of 8 November 2001.

2.4. Issue of a passport of the Republic of Lithuania to a citizen of the Republic of Lithuania residing in the Republic of Lithuania

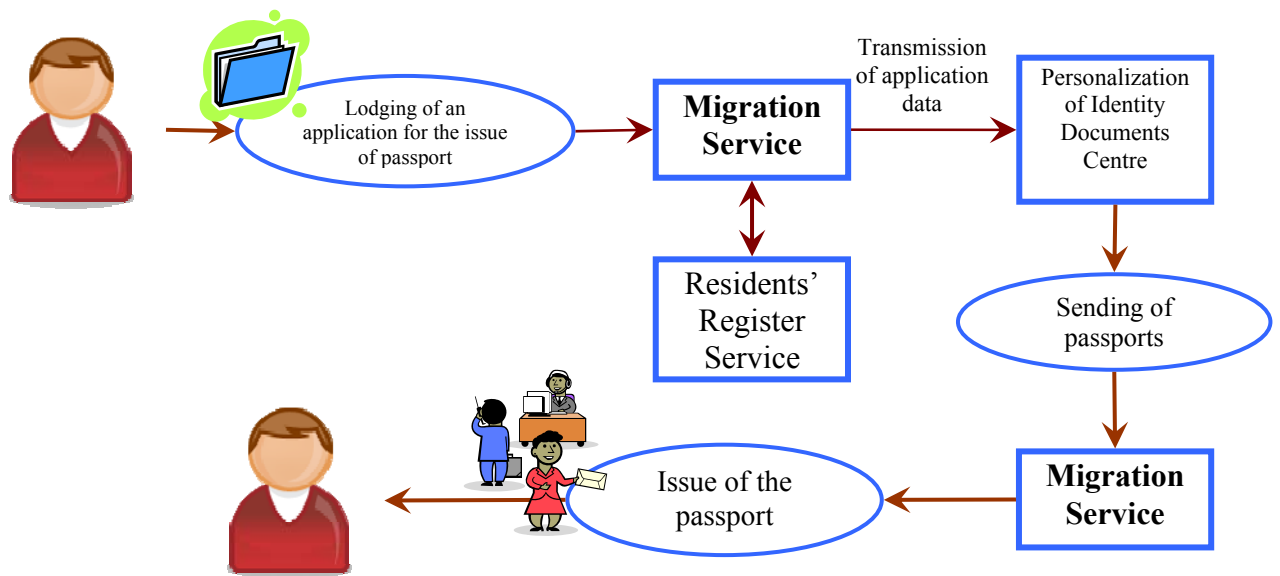
A citizen of the Republic of Lithuania must submit to the Migration Service according to his/her residence:

- an application for the issue of a passport;
- a document proving personal identity and nationality of the Republic of Lithuania;
- 3 photographs.

State fee fixed by the Government must be paid for the issue or change of the passport.

Passport of the Republic of Lithuania is issued not later than within 1 month from the date of receiving the application by the Migration Service. In urgent cases a passport can be issued within 1 working day or within 5 working days.

Source: Article 5 (13) of the Law of the Republic of Lithuania on Passport of 8 November 2001, paragraphs 5, 7, 9, 32, 52 of the Order on Issue, Change, Announcement as Invalid or Termination of Passport approved by the Order of the Minister of the Interior of the Republic of Lithuania of 2 October 2006.



2.5. Issue of a passport of the Republic of Lithuania to a citizen of the Republic of Lithuania residing in a foreign state. Flow Chart

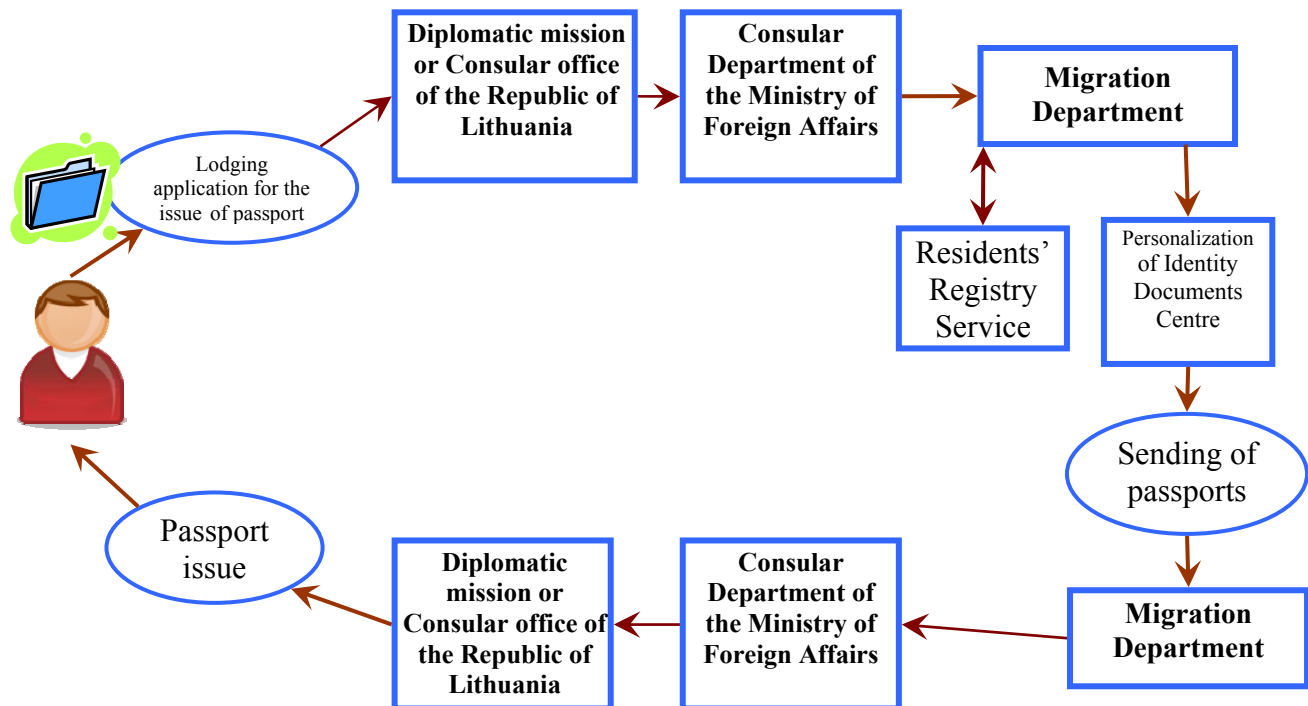
A citizen of the Republic of Lithuania must submit to a Diplomatic mission or a Consular office of the Republic of Lithuania:

- an application for the issue of a passport;
- a document proving personal identity and nationality of the Republic of Lithuania;
- 3 photographs;
- a receipt of payment of a consular fee.

A passport of the Republic of Lithuania is issued not later than within 1 month from the date of receiving the application by the Migration Department under the Ministry of the Interior.

If a citizen residing in a foreign state is currently staying in Lithuania, he/she may directly apply to the Migration Department under the Ministry of the Interior. Passport may be issued to a citizen following general or urgent procedure. By applying urgent procedure the passport may be issued within 1 working day or within 5 working days.

Source: Paragraphs 5, 7, 9, 32, 52 of the Order on Issue, Change, Announcement as Invalid or Termination of Passport approved by the Order of the Minister of the Interior of the Republic of Lithuania of 2 October 2006.



3. Migration of aliens and citizens of the Republic of Lithuania

3.1. Number of citizens of the Republic of Lithuania and aliens who arrived to reside in the Republic of Lithuania in 2008, by states

States the persons arrived from	Total	Including	
		Citizens of the Republic of Lithuania	Aliens
European States:	8 157	5 561	2 596
- EU Member States, including:	4 983	4 602	381
- Ireland	961	954	7
- Denmark	106	96	10
- Great Britain	1 993	1 984	9
- Spain	422	387	35
- Latvia	119	85	34
- Poland	136	74	62
- Sweden	119	113	6
- Germany	563	501	62
- EFTA Member States, including:	185	177	8
- Norway	148	142	6
- Other European States, including:	2 989	782	2 207
- Belarus	1 228	242	986
- Russia	805	438	367
- Ukraine	577	73	504
North America States, including:	749	650	99
- the USA	718	624	94
Central and South America States	29	22	7
Australia and Oceania	15	14	1
Asian States	294	80	214
African States	33	10	23
Not indicated	20	-	20
Total:	9 297	6 337	2 960

Note. The table includes citizens of the Republic of Lithuania and aliens arriving for residence for the period exceeding 6 months.

Source. Department of Statistics under the Government of the Republic of Lithuania.

3.2. Number of persons who arrived to reside in the Republic of Lithuania in 2008, by nationality

Nationality	Number of persons
European States:	8 935
- EU Member States, including:	6 713
- Lithuania	6 337
- Poland	64
- EFTA Member States	7
- Other European States, including:	2 215
- Belarus	987
- Russia	368
- Ukraine	508
North America States, including:	99
- the USA	94
Central and South America States	7
Australia and Oceania	1
Asian States	213
African States	26
Stateless persons	16
Total:	9 297

Note. The table includes citizens of the Republic of Lithuania and aliens arriving for residence for the period exceeding 6 months.

Source. Department of Statistics under the Government of the Republic of Lithuania.

3.3. Number of citizens of the Republic of Lithuania and aliens who departed for residence to foreign states in 2008, by states

States where the persons departed	Total	Including	
		Citizens of the Republic of Lithuania	Aliens
European States:	14 282	11 405	2 877
- EU Member States, including:	10 760	10 249	511
- Ireland	1 983	1 970	13
- Belgium	114	109	5
- Denmark	269	248	48
- Great Britain	4 472	4 444	28
- Spain	917	905	12
- Italy	253	217	36
- Latvia	208	134	74
- Poland	128	75	53
- Netherlands	171	154	17
- France	206	180	26
- Sweden	262	243	19
- Germany	1 349	1 269	80
- EFTA Member States, including:	417	405	12
- Norway	337	329	8
- Other European States, including:	3 105	751	2 354
- Belarus	1 000	200	800
- Russia	1 074	434	640
- Ukraine	731	90	641
North America States, including:	1 886	1 688	198
- the USA	1 782	1 606	176
Central and South America States	149	122	27
Australia and Oceania	40	31	9
Asian States	620	112	508
African States	38	16	22
Total:	17 015	13 374	3 641

Note. The table includes citizens of the Republic of Lithuania and aliens departing for residence for the period exceeding 6 months.
Source. Department of Statistics under the Government of the Republic of Lithuania.

3.4. Number of persons who departed for residence to foreign states in 2008, by nationality

Nationality	Number of persons
European States:	16 204
- EU Member States, including:	13 861
- Lithuania	13 374
- Germany	78
- EFTA Member States	8
- Other European States, including:	2 335
- Belarus	782
- Russia	635
- Ukraine	640
North America States, including:	197
- the USA	178
Central and South America States	28
Australia and Oceania	10
Asian States, including:	506
- Israel	159
African States	21
Stateless persons	49
Total:	17 015

Note. The table includes citizens of the Republic of Lithuania and aliens departing for residence for the period exceeding 6 months.

Source. Department of Statistics under the Government of the Republic of Lithuania.

4. Visas

4.1. Number of decisions regarding applications of aliens to issue a visa in 2008, by place of submission

Place of submission of application	Decisions taken	
	to issue	to reject issuing
Diplomatic Missions and Consular Offices of the Republic of Lithuania	249 936	4 107
Border Guard Posts	2 563	1
Migration Services	11	1
Migration Department	172	–
Consular Department of the Ministry of Foreign Affairs	5	–
Total:	252 687	4 109

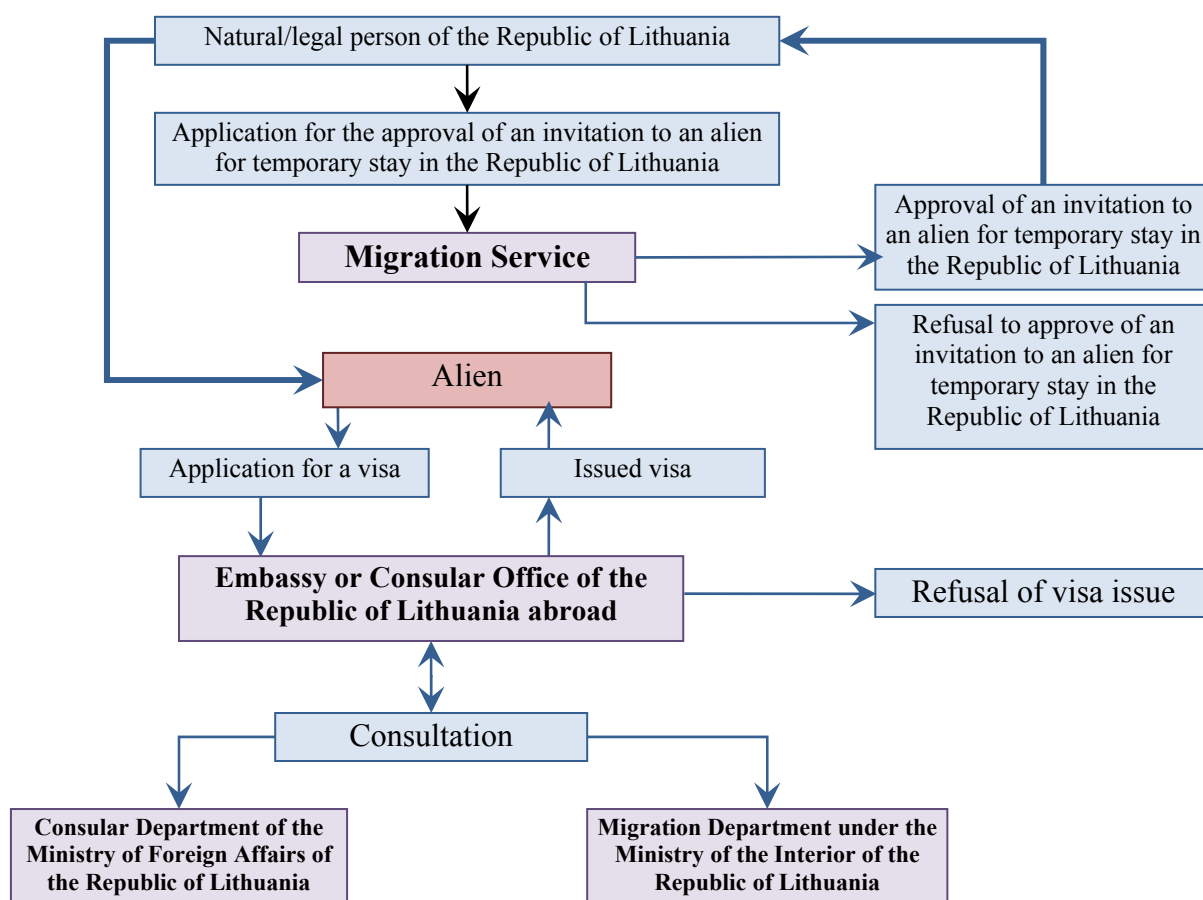
Source: Consular Department of the Ministry of Foreign Affairs of the Republic of Lithuania, State Border Guard Service under the Ministry of the Interior of the Republic of Lithuania, Migration Department under the Ministry of the Interior of the Republic of Lithuania, Migration Services.

4.2. Number of visas of the Republic of Lithuania issued to aliens, by type

Type of visa	2004	2005	2006	2007	2008
Airport transit (A)	–	–	–	–	–
Transit (B)	27 148	54 320	56 804	55 210	34 659
Short-term (C)	314 700	318 309	365 881	355 174	211 379
Long-term (D)	674	2 213	3 724	6 207	6 649
Total:	342 522	374 842	426 409	416 591	252 687

Source: Consular Department of the Ministry of Foreign Affairs of the Republic of Lithuania, State Border Guard Service under the Ministry of the Interior of the Republic of Lithuania, Migration Department under the Ministry of the Interior of the Republic of Lithuania, Migration Services.

4.3. Issue of a Visa to an Alien. Flow Chart



An alien is refused the issue of a visa if:

- 1) he does not comply with the conditions of entry established in the Schengen Borders Code, except the cases when conditions for entering are not fully complied with but the entering by the alien is necessary due to humanitarian reasons, national interests or international obligations;
- 2) in order to be issued a visa, the alien refused to produce the required information about the purpose and conditions of the journey, about the available means of subsistence during the period of his stay in the Republic of Lithuania or made statements of substantive fact which are untrue;
- 3) applying for a visa the alien presented documents with elements of counterfeiting;
- 4) there are serious grounds to believe that the alien may engage in illegal activities in the Republic of Lithuania for which liability under the laws of the Republic of Lithuania is established;
- 5) he is on the national list of aliens for whom an alert has been issued for the purpose of refusing entry in the Republic of Lithuania;
- 6) it has been decided to oblige him to depart from or to expel him from the Schengen state;
- 7) he has humiliated by action, word or deed the visa issuing officers, employees or the State of the Republic of Lithuania;
- 8) where there are serious grounds to believe that he has committed a crime against humanity or a war crime or committed genocide within the meaning defined in the laws of the Republic of Lithuania, international treaties and other sources of international law;
- 9) he has not submitted documents testifying to his being covered by health insurance, when the documents are required during the journey.

Source: Article 19 of the Law on the Legal Status of Aliens of the Republic of Lithuania of 29 April 2004.

4.4. Number of decisions on extension of the period of stay in the Republic of Lithuania to aliens in possession of a visa, by place of decision-taking

	2004		2005		2006		2007		2008	
	issue	reject issuing	issue	reject issuing	issue	reject issuing	issue	reject issuing	issue	reject issuing
Decisions taken by:										
- Migration Services	951	6	578	1	799	23	662	1	335	1
- Migration Department	3	-	14	-	21	-	10	-	7	-
Total:	954	6	592	1	820	23	672	1	342	1

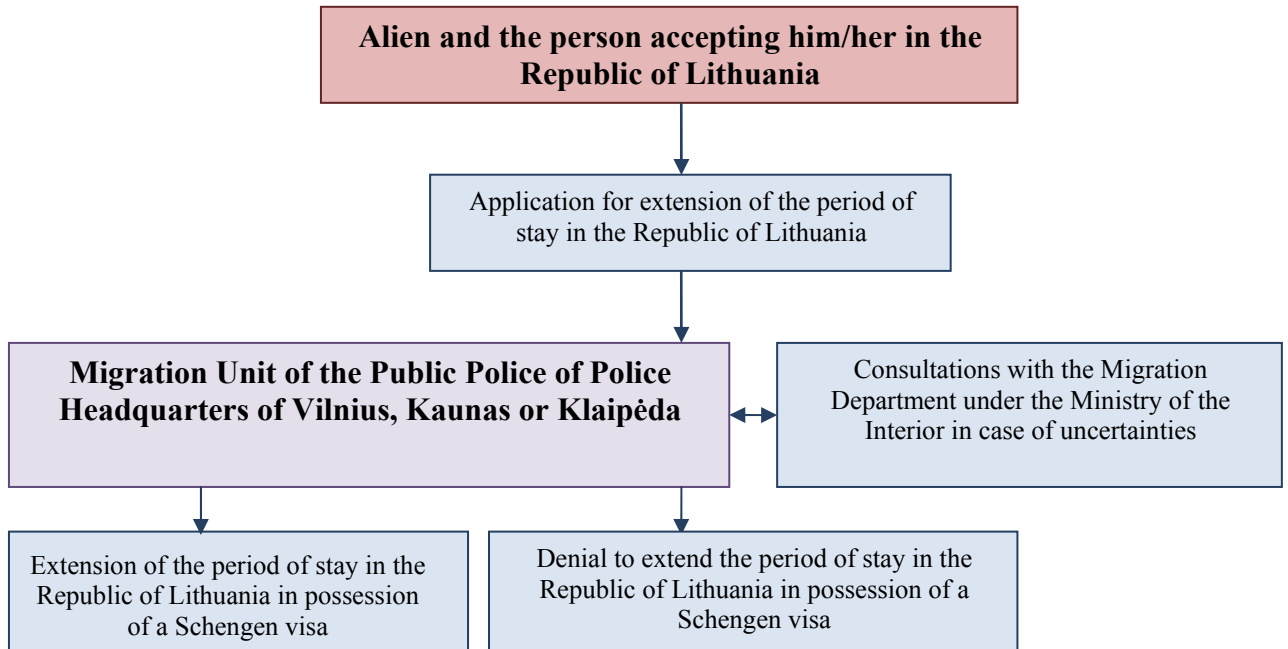
Source: Migration Department under the Ministry of the Interior, Migration Services.

4.5. Number of decisions on extension of the period of stay of aliens in the Republic of Lithuania in possession of a Schengen visa, by type

	2004	2005	2006	2007	2008
Decisions taken:					
- positive	954	592	820	672	342
- negative	6	1	23	1	1
Total:	960	593	843	673	343

Source: Migration Department under the Ministry of the Interior, Migration Services.

4.6. Extension of the period of stay in the Republic of Lithuania in possession of a visa. Flow Chart



For an alien whose visa expired the period of stay in the Republic of Lithuania in possession of a Schengen visa may be extended for any of the following reasons which emerged after the issue of the visa:

- 1) acute illness, any other health disorder or condition of organism precluding the alien's departure from the Republic of Lithuania;
- 2) professional activity;
- 3) a personal reason which the alien could not have foreseen and could not avoid its emergence during his stay in the Republic of Lithuania being in possession of a visa;
- 4) *force majeure*.

Source: Article 18(1) of the Law on the Legal Status of Aliens of the Republic of Lithuania of 29 April 2004.

**4.7. List of the countries whose citizens do not need visas to enter the
Republic of Lithuania
(as of 31 December 2008)**

1. Ireland	31. Lichtenstein
2. Andorra	32. Luxembourg
3. Argentina	33. Macau ²
4. Australia	34. Malaysia
5. Austria	35. Malta
6. Belgium	36. Mexico
7. Brazil	37. Monaco
8. Brunei	38. New Zealand
9. Bulgarja	39. Nicaragua
10. Check Republic	40. the Netherlands
11. Chile	41. Norway
12. Denmark	42. Panama
13. Great Britain	43. Paraguay
14. Estonia	44. South Korea
15. Greece	45. Portugal
16. Guatemala	46. France
17. Honduras	47. Romania
18. Hong Kong ¹	48. El Salvador
19. Iceland	49. San Marino
20. Spain	50. Singapore
21. Italy	51. Slovakia
22. Israel	52. Slovenia
23. Japan	53. Finland
24. the USA	54. Sweden
25. Canada	55. Switzerland
26. Cyprus	56. Uruguay
27. Costa Rica	57. Vatican City
28. Croatia	58. Venezuela
29. Latvia	59. Hungary
30. Poland	60. Germany

¹ Visas requirement abolishment is only valid for holders of Hong Kong Special Administrative Region passports.

² Visas requirement abolishment is only valid for holders of Macao Special Administrative Region passports.

Persons holding permits of the United Nations can enter the Republic of Lithuania without visas and stay for a period of 90 days in a 6 months period.

**4.8. List of countries whose citizens holding diplomatic or service passports
may enter the Republic of Lithuania without visas
(as of 31 December 2008)**

1. Albania (only holders of diplomatic passports)
2. Armenia (only holders of diplomatic passports)
3. Bosnia-Herzegovina (only holders of diplomatic passports)
4. Montenegro (only holders of diplomatic passports)
5. China
6. Macedonia (only holders of diplomatic passports)
7. Morocco (only holders of diplomatic passports)
8. Moldova (only holders of diplomatic passports)
9. Russia (only holders of diplomatic passports)
10. Serbia (only holders of diplomatic passports)
11. Turkey (also holders of special passports)
12. Ukraine

4.9. List of countries to which Lithuanian citizens are exempted from visa requirements
(as of 31 December 2008)

1. Ireland	42. Macao
2. Albania	43. Macedonia
3. Andorra	44. Malaysia
4. Argentina	45. Malta
5. Australia (with reservations)	46. Morocco
6. Austria	47. Mauritius
7. Belgium	48. Mexico
8. Belize	49. Moldova
9. Bolivia	50. Monaco
10. Bosnia and Herzegovina	51. New Zealand
11. Bulgaria	52. Nicaragua
12. Czech Republic	53. the Netherlands
13. Chile	54. Norway
14. Denmark	55. Panama
15. Great Britain*	56. Paraguay
16. Dominican Republic (with reservations)	57. Peru
17. Ecuador	58. South Korea
18. Estonia	59. Portugal
19. the Philippines (with reservations)	60. France
20. Greece	61. Romania
21. Georgia	62. El Salvador
22. Guatemala	63. San Marino
23. Honduras	64. the Seychelles
24. Hong Kong	65. Serbia
25. Iceland	66. Singapore
26. Spain	67. Slovakia
27. Italy	68. Slovenia
28. Israel (with reservations)	69. Finland
29. Japan	70. Swaziland
30. the USA (with reservations)	71. Sweden
31. Montenegro	72. Switzerland
32. Canada (with reservations)	73. Taiwan (with reservations)
33. Cyprus	74. Trinidad and Tobago (with reservations)
34. Colombia	75. Tunisia (with reservations)
35. Costa Rica	76. Ukraine
36. Croatia	77. Uruguay
37. Cuba (with reservations)	78. Vatikan City
38. Latvia	79. Venezuela (with reservations)
39. Poland	80. Hungary
40. Lichtenstein	81. Germany
41. Luxembourg	

* Visa is not required for Lithuanian citizens travelling to the following overseas territories of the United Kingdom: Anguilla, Bermuda, British Antarctic Territory, British Virgin Islands, Gibraltar, Montserrat.

4.10. List of the countries which may be entered by the citizens of the Republic of Lithuania holding diplomatic or service passports without visas (as of 31 December 2008)

1. Armenia (only holders of diplomatic passports)
2. China
3. Russia (only holders of diplomatic passports)
4. St Lucia (only holders of diplomatic passports)
5. Turkey

5. Facilitated Transit for the citizens of the Russian Federation

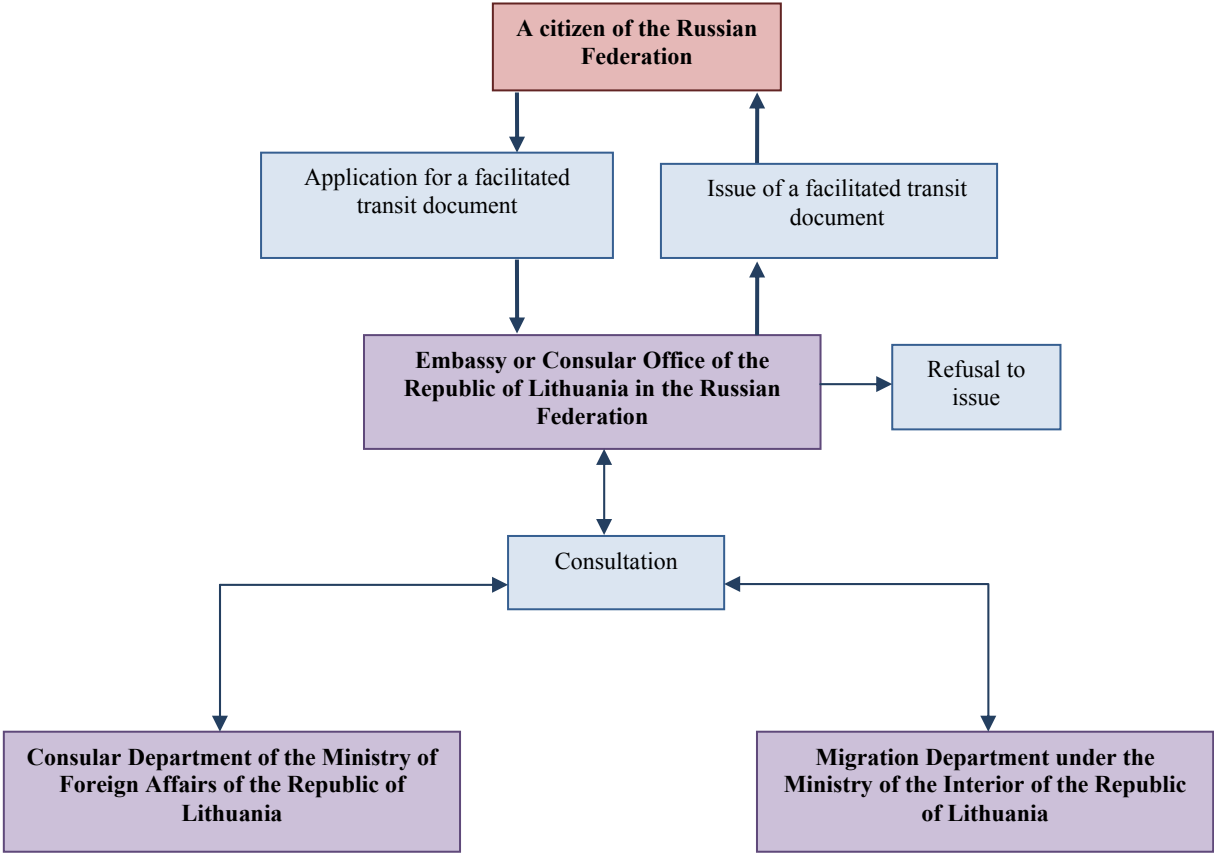
5.1. Decisions regarding issuance of Facilitated Transit / Facilitated Railway Transit documents to the citizens of the Russian Federation

	2004		2005		2006		2007		2008	
	issue	reject issuing*	issue	reject issuing	issue	reject issuing	issue	reject issuing	issue	reject issuing
On issue of a facilitated transit document	3 095	-	4 553	22	1 074	122	3 371	18	5 455	55
On issue of a facilitated railway transit document	292 922	267	220 002	83	263 889	182	317 616	-	313 957	
Total:	296 017	267	224 555	105	264 963	304	320 987	18	319 412	55

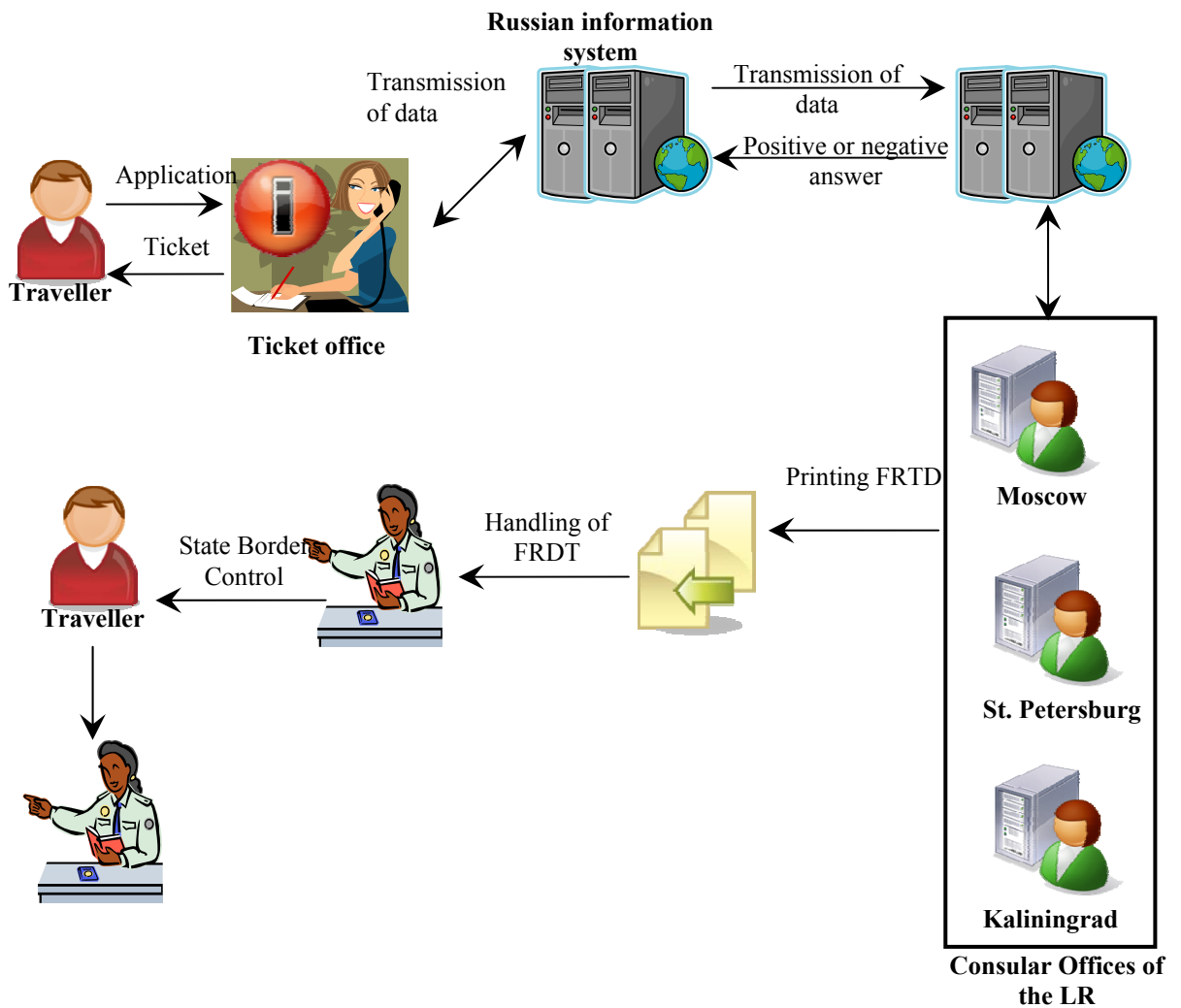
* Revised data of reports.

Source: Consular Department of the Ministry of Foreign Affairs of the Republic of Lithuania.

5.2. Issue of facilitated transit documents to the citizens of the Russian Federation. Flow chart



5.3. Issue of Facilitated Railway Transit Documents (FRTD) to the Citizens of the Russian Federation. Flow Chart



6. Free movement of persons

6.1. Number of applications of citizens of EU/EFTA Member States for issue of the residence permit proving the right to reside in the Republic of Lithuania lodged in 2008, by nationality

Nationality	Number of applications
Ireland	10
Austria	7
Belgium	12
Bulgaria	64
Czech Republic	14
Denmark	39
Great Britain	29
Estonia	19
Greece	12
Iceland	1
Spain	76
Italy	76
Cyprus	1
Latvia	113
Poland	156
Luxembourg	1
Malta	-
the Netherlands	20
Norway	16
Portugal	34
France	73
Romania	18
Slovak Republic	87
Slovenia	10
Finland	39
Sweden	25
Switzerland	2
Hungary	9
Germany	152
Total:	1 115

Note. Until 9 May 2008, EU/EFTA Member State nationals were issued residence permits of a citizen of a Member State of the European Communities for their right to reside in the Republic of Lithuania, and since nuo 9 May 2008 – they are issued the Certificates of the Minister of the Interior for their right to reside in the Republic of Lithuania.

A national of a Member State of the European Union/EFTA shall have the right to reside in the Republic of Lithuania if he:

- 1) is an employee or self-employed person;
- 2) in possession of adequate means of subsistence for himself and for his family members to reside in the Republic of Lithuania and is in possession of a valid medical insurance document;
- 3) is a student, pupil, trainee, attends retraining courses or vocational training courses, has adequate means of subsistence to stay in the Republic of Lithuania for himself or his family members if they accompany or join him and is in possession of a valid medical insurance document;
- 4) a family member of the EU Member State/EFTA national who accompanies him or joins him.

Source: Article 101(1) of Law on the Legal Status of Aliens of the Republic of Lithuania.

6.2. Number of applications of a family member of a citizen of an EU Member State for issue / extention of the EU residence permit of the Republic of Lithuania in 2008, by nationality

Nationality	Applications
Belarus	2
Stateless	8
Iran	1
Kenya	1
Nigeria	1
Russia	3
Ukraine	3
Total:	19

Family members of the national of the EU Member State who are not citizens of an EU Member State, upon entering the Republic of Lithuania for residence for longer than 3 months in a 6-months period accompanying the national of the EU Member State or joining him must be issued the EU residence permit.

Source: Article 99 (2) of the Law of the Republic of Lithuania on the Legal Status of Aliens.

6.3. Number of decisions in 2008 to issue a document for a national of an EU/EFTA Member State proving his right to reside in the Republic of Lithuania, by nationality

Nationality	Decisions on issue of a document for a national of an EU/EFTA Member State proving his right to reside in the Republic of Lithuania	
	issue	refuse to issue
Ireland	12	-
Austria	9	-
Belgium	13	-
Bulgaria	81	-
Czech Republic	14	-
Denmark	49	-
Great Britain	31	-
Estonia	24	-
Greece	12	-
Iceland	1	-
Spain	81	-
Italy	87	-
Cyprus	1	-
Latvia	140	-
Poland	175	-
Luxembourg	1	-
the Netherlands	30	-
Norway	17	-
Portugal	34	-
France	80	-
Romania	22	-
Slovak Republic	88	-
Slovenia	11	-
Finland	43	-
Sweden	26	-
Switzerland	2	-
Hungary	9	-
Germany	171	-
Total:	1 264	

6.4. Number of decisions in 2008 to issue/extend a residence permit in the Republic of Lithuania of a family member of an EU national, by nationality

Nationality	Decisions on issue/extension of a residence permit in the Republic of Lithuania of a family member of an EU national	
	issue/extension	refusal on issue/extension
Albania	1	
Argentina	1	
Belarus	4	
Stateless	14	
Georgia	1	
India	1	
Iran	1	
Kenya	1	
Congo	1	
Nigeria	1	
Russia	4	
Ukraine	3	
Total:	33	

6.5. Number of decisions in 2008 for issue of a document for a national of an EU/EFTA Member State proving his right to reside in the Republic of Lithuania, by grounds of arrival

Ground of arrival	Decisions on issue of a document for a national of an EU/EFTA Member State proving his right to reside in the Republic of Lithuania	
	issue	refuse to issue
Is an employee or a self-employed person	274	-
Is in possession of adequate means of subsistence for himself and for his family members to reside in the Republic of Lithuania and is in possession of a valid medical insurance document	137	-
Is a student, a pupil, a trainee, attends retraining courses or vocational training courses, has adequate means of subsistence to stay in the Republic of Lithuania for himself and his family members if they accompany or join him and is in possession of a valid medical insurance document	415	-
Is a family member of an EU/EFTA Member State national accompanying him or arriving to stay with him	438	-
Total:	1 264	-

6.6. Number of documents issued in 2008 for nationals of EU/EFTA Member States proving their right to reside in the Republic of Lithuania, by nationality

Nationality	Documents issued to nationals of EU/EFTA Member States proving their right to reside in the Republic of Lithuania
Ireland	13
Austria	10
Belgium	13
Bulgaria	59
Czech Republic	17
Denmark	49
Great Britain	40
Estonia	25
Greece	12
Iceland	3
Spain	80
Italy	75
Cyprus	2
Latvia	133
Poland	170
Luxembourg	1
Malta	-
the Netherlands	30
Norway	17
Portugal	33
France	75
Romania	25
Slovakia	90
Slovenia	11
Finland	41
Sweden	23
Switzerland	2
Hungary	10
Germany	171
Total:	1 230

6.7. Number of residence permits in the Republic of Lithuania of a family member of a national of an EU Member State issued in 2008, by nationality

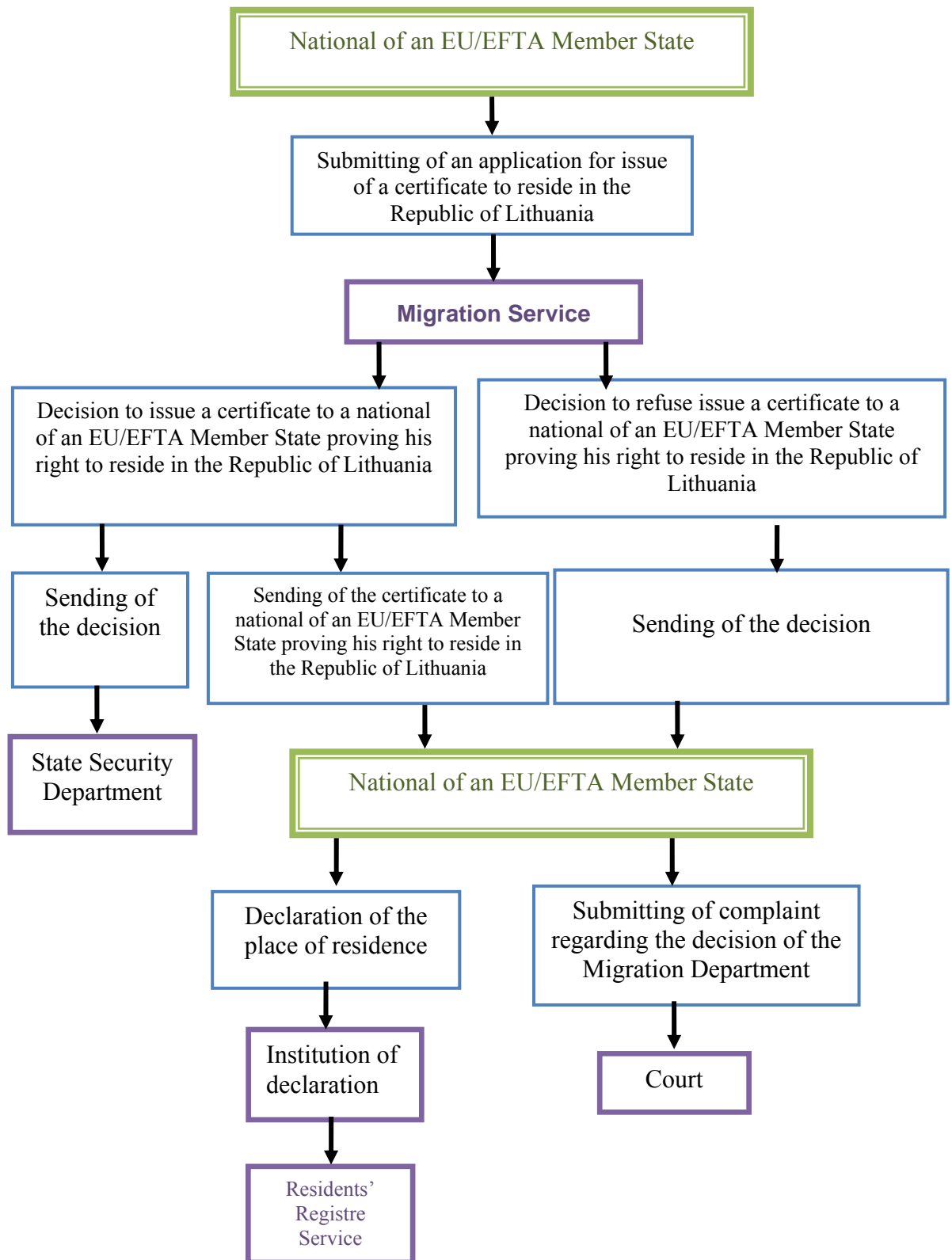
Nationality	Issued residence permits in the Republic of Lithuania of a family member of a citizen of an EU Member State
Albania	1
Argentina	1
Belarus	3
Stateless	6
Georgia	1
India	1
Israel	1
Canada	2
Kenya	1
Congo	1
Morocco	1
Russia	12
Ukraine	4
Total:	35

Source: Residents' Register Service under the Ministry of the Interior of the Republic of Lithuania.

6.8. Number of documents issued in 2008 for nationals of EU/EFTA Member States proving their right to reside in the Republic of Lithuania, by grounds of arrival

Ground of arrival	Documents issued to nationals of EU/EFTA Member States proving their right to reside in the Republic of Lithuania
Is an employee or a self-employed person	384
Is in possession of adequate means of subsistence for himself and for his family members to reside in the Republic of Lithuania and is in possession of a valid medical insurance document	124
Is a student, a pupil, a trainee, attends retraining courses or vocational training courses, has adequate means of subsistence to stay in the Republic of Lithuania for himself and his family members if they accompany or join him and is in possession of a valid medical insurance document	416
Is a family member of an EU/EFTA Member State national accompanying him or arriving to stay with him	306
Total:	1 230

6.9. Issue of a Certificate for a national of an EU/EFTA Member State proving his right to reside in the Republic of Lithuania. Flow Chart



6.10. Number of applications for issue of a Certificate confirming the right of an EU / EFTA Member State national to permanently reside in the Republic of Lithuania in 2008, by nationality

Nationality	Applications
Ireland	18
Austria	1
Bulgaria	1
Czech Republic	2
Denmark	8
Great Britain	21
Estonia	10
Greece	2
Spain	3
Italy	8
Latvia	50
Poland	50
the Netherlands	6
Norway	1
France	9
Romania	2
Finland	5
Sweden	1
Hungary	2
Germany	47
Total:	247

Note. The table does not include family members of the citizens of EU / EFTA Member States that are citizens of third countries.

The national of an EU Member State who has been legally residing in the Republic of Lithuania for the last 5 years or who has retained the right to citizenship of the Republic of Lithuania according to the procedure established by the Law on Citizenship or who is a person of Lithuanian descent or entered the Republic of Lithuania for residence accompanying the citizen of the Republic of Lithuania as his family member, shall acquire the right to permanently reside in the Republic of Lithuania.

The family members of the EU Member State national specified above shall also acquire the right to permanently reside in the Republic of Lithuania if they have been legally residing in it with an EU Member State national for the last 5 years or if they retained the right to reside in the Republic of Lithuania under the paragraph 1 of Article 101 (1) of this Article or they are family members of the EU Member State national who has retained the right to citizenship of the Republic of Lithuania according to the procedure established by the Law on Citizenship or are family members of the person of Lithuanian descent.

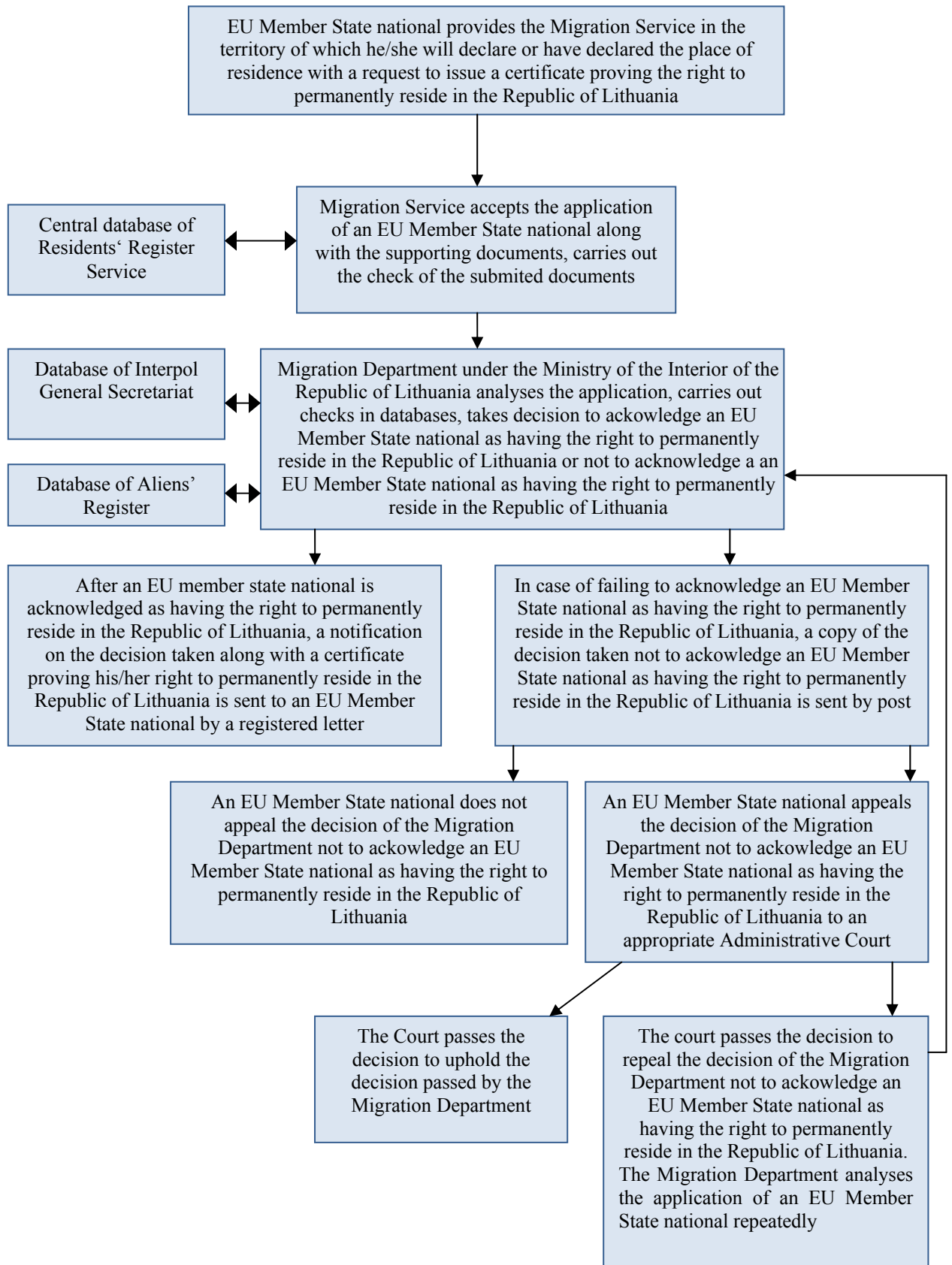
The EU Member State national shall be issued a certificate of the form established by the Minister of the Interior confirming his right to permanently reside in the Republic of Lithuania. This certificate proves the right of the EU Member State national to permanently reside in the Republic of Lithuania.

Source: Article 104 (1, 2, 4) of the Law on the Legal Status of Aliens of the Republic of Lithuania of 29 April 2004.

6.11. Number of decisions on issue of a certificate confirming the right of an EU / EFTA Member State national to permanently reside in the Republic of Lithuania in 2008, by nationality

Nationality	Decisions made regarding the certificate confirming the right to permanently reside in the Republic of Lithuania	
	issue	refuse to issue
Ireland	17	-
Austria	1	-
Bulgaria	1	-
Czech Republic	2	-
Denmark	8	-
Great Britain	20	-
Estonia	10	-
Greece	2	-
Spain	3	-
Italy	8	-
Latvia	49	-
Poland	47	-
the Netherlands	6	-
Norway	1	-
France	9	-
Romania	2	-
Finland	5	-
Sweden	1	-
Hungary	2	-
Germany	44	-
Total:	238	-

6.12. Issue of a Certificate confirming the right of an EU/EFTA Member State national to permanently reside in the Republic of Lithuania. Flow Chart



6.13. Number of applications of family members of citizens of an EU /EFTA Member State for issue of an EC permanent residence permit in 2008, by nationality

Nationality	Applications	
	issue	extend
Belarus	1	-
Total:	1	-

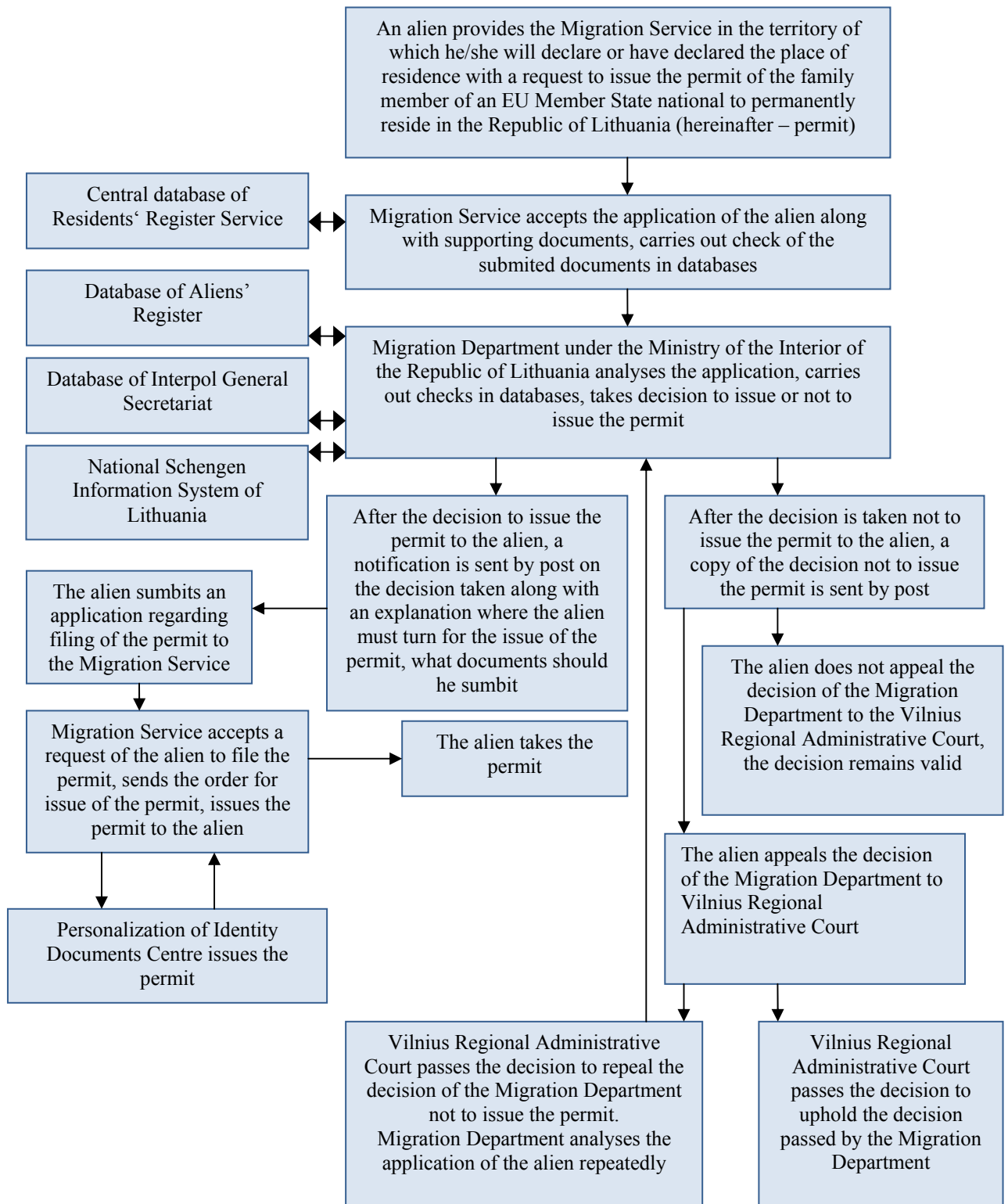
Family members of an EU Member State national acquire the right to permanently reside in the Republic of Lithuania if they have been legally residing in it with an EU Member State national for the last 5 years or if they retained the right to reside in the Republic of Lithuania under the paragraph 1 of Article 101 ⁽¹⁾ of the Law on the Legal Status of Aliens of the Republic of Lithuania or they are family members of an EU Member State national who has retained the right to citizenship of the Republic of Lithuania according to the procedure established by the Law on Citizenship or are family members of a person of Lithuanian descent.

Source: Article 104 (2, 3, 5) of the Law on the Legal Status of Aliens of the Republic of Lithuania of 29 April 2004.

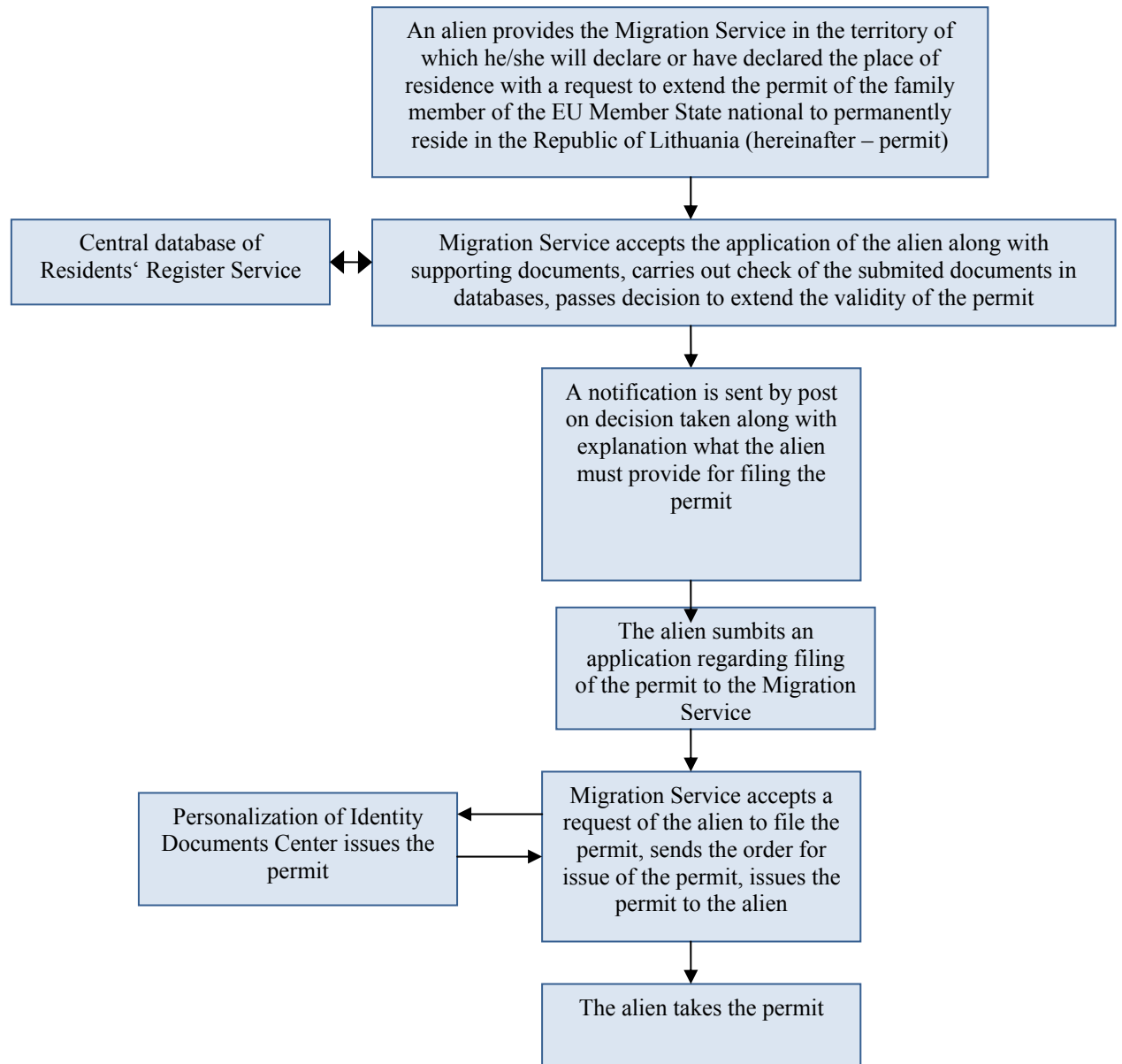
6.14. Number of decisions for issue / extension of permanent residence permits in the Republic of Lithuania for family members of citizens of an EU / EFTA Member State in 2008, by nationality

Nationality	Decisions passed	
	to issue	not to issue
Belarus	1	-
Total:	1	-

6.15. Issue of a permit to the family member of an EU Member State national to permanently reside in the Republic of Lithuania. Flow Chart



6.16. Extension of the permit to the family member of the EU Member State national to permanently reside in the Republic of Lithuania. Flow Chart



7. Temporary residence permits in the Republic of Lithuania

7.1. Number of applications of aliens for issue/replacement of a temporary residence permit in the Republic of Lithuania in 2008, by nationality

Nationality of an alien	Applications for the issue of a temporary residence permit in the Republic of Lithuania	Applications for the replacement of a temporary residence permit in the Republic of Lithuania
European States, including:	7 001	5 929
- Belarus	2 465	2 608
- Russia	726	1 533
- Turkey	1 411	285
- Ukraine	1 685	1 116
North America States, including:	161	197
- the USA	139	173
Central and South America States	32	38
Australia and Oceania States	3	10
Asian States, including:	806	849
- Israel	52	207
- China	392	258
- Lebanon	19	104
African States	58	57
Stateless	19	37
Total:	8 080	7 117

Note. The table does not include aliens that have submitted applications for subsidiary protection in the Republic of Lithuania.

A temporary residence permit in the Republic of Lithuania may be issued / replaced to an alien if:

- 1) an alien has retained the right to Lithuanian citizenship in the manner prescribed by the Law on Citizenship;
- 2) an alien is a person of Lithuanian descent;
- 3) it is the case of family reunification;
- 4) an alien intends to take up employment in the Republic of Lithuania;
- 5) an alien intends to engage in lawful activities in the Republic of Lithuania;
- 6) an alien intends to get access to education, to study at an educational establishment, to participate in internship, training, to take part in vocational training;
- 7) an alien has been put under guardianship/curatorship or has been appointed guardian/curator;
- 8) an alien may not be expelled from the Republic of Lithuania or his expulsion has been postponed;
- 9) an alien has been granted subsidiary protection in the Republic of Lithuania;
- 10) an alien has been granted temporary protection in the Republic of Lithuania;
- 11) an alien is unable to leave because he is in dangerous state of health and needs immediate emergency medical aid;
- 12) an alien will be allowed to remain in the Republic of Lithuania as he is or has been a victim of human trafficking and cooperates with the pre-trial investigation body or with the court in the fight against trafficking in human beings or in combating the offences of trafficking in human beings;
- 13) he intends to carry out research and/or experimental development works as the researcher under employment contract concluded with the research institution registered in the Republic of Lithuania.

Source: Article 40 (1) of the Law on the Legal Status of Aliens of the Republic of Lithuania.

7.2. Number of decisions on issue / replacement of a temporary residence permit in the Republic of Lithuania for aliens in 2008, by grounds for arrival

Ground of arrival	Decisions on issue/replacement of a temporary residence permit in the Republic of Lithuania		
	issue	replace	refuse to issue /replace
An alien has retained the right to citizenship of the Republic of Lithuania in the manner prescribed by the Law on Citizenship	32	2	0
An alien is a person of Lithuanian descent	27	10	0
Parents (adoptive parents) of an alien or one of them live in the Republic of Lithuania and are citizens of the Republic of Lithuania	95	256	0
Parents (adoptive parents) of an unaccompanied minor or one of them reside in the Republic of Lithuania, or a spouse of one of the parents taking care of an unaccompanied minor is a citizen of the Republic of Lithuania or has a residence permit of the Republic of Lithuania	106	302	2
A child (adoptive child) of an alien lives in the Republic of Lithuania and is a citizen of the Republic of Lithuania	177	575	1
Spouse of an alien or a person with whom the registered partnership is concluded and who is a national of the Republic of Lithuania or an alien possessing a residence permit of the Republic of Lithuania	706	1 992	8
An alien in is possession of a work permit in the Republic of Lithuania	5 288	1 822	56
An alien intends to work in the Republic of Lithuania	81	51	0
An alien incorporates a company, establishment or organization in the Republic of Lithuania as an owner or joint owner who owns not less than 10 percent of the authorized capital of the company or voting rights, and his stay in Lithuania is necessary for achievement of the objectives of the company, establishment or organization as well as carrying out the activity	257	324	2
An alien is the head or an authorized person of the company, establishment or organization registered in the Republic of Lithuania, if the main purpose of his arrival is work at the company, establishment or organization	53	94	1
An alien intends to engage in lawful activities in the Republic of Lithuania, the activity of which is not subject to work permission or permission to carry out certain type of activity	67	93	0
An alien is admitted to study at the higher education institution for full-time consecutive studies	470	869	1
An alien is admitted to study at the secondary education institution	19	46	0
Other	28	69	0
Total:	7 406	6 505	71

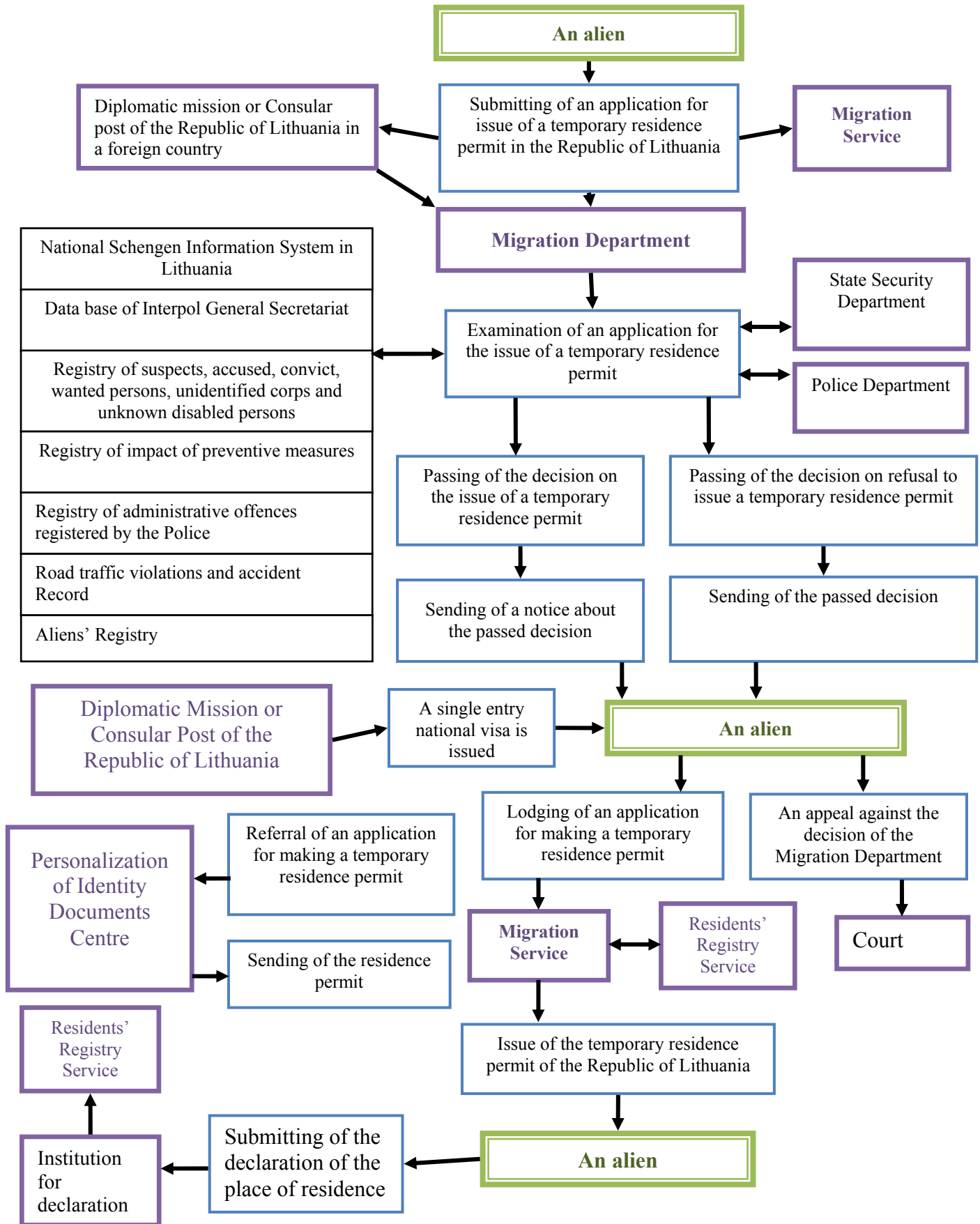
7.3. Number of issued/replaced temporary residence permits of the Republic of Lithuania to aliens in 2008, by nationality

Nationality	Issued temporary residence permits in the Republic of Lithuania	Replaced temporary residence permits in the Republic of Lithuania
European States, including:	3 828	7 548
- Belarus	1 765	3 239
- Moldova	227	177
- Russia	522	2 172
- Turkey	305	256
- Ukraine	874	1 385
North America States, including:	136	247
- the USA	121	218
Central and South America States	20	47
Australia and Oceania States	3	13
Asian States, including:	414	1 175
- Israel	30	272
- China	218	359
- Lebanon	3	135
African States	37	86
Stateless	-	118
Total:	4 438	9 234

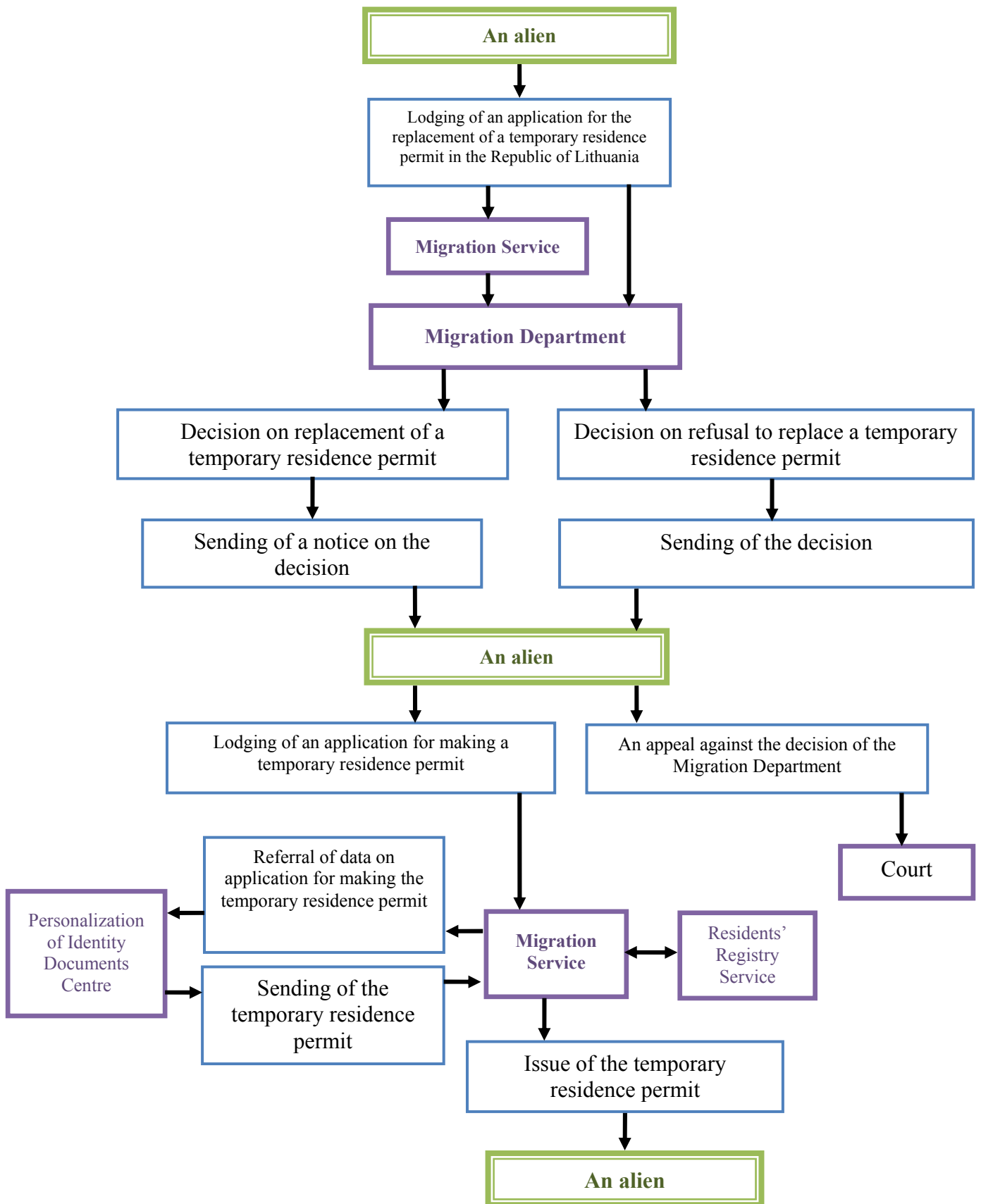
7.4. Number of temporary residence permits in the Republic of Lithuania issued/replaced to aliens in 2008, by grounds of arrival

Ground of arrival	Issued temporary residence permits in the Republic of Lithuania	Replaced temporary residence permits in the Republic of Lithuania
An alien has retained the right to the citizenship of the Republic of Lithuania	37	6
An alien is a person of Lithuanian descent	28	14
An alien arrives for family reunification	752	3 726
An alien intends to work in the Republic of Lithuania	3 140	1 984
An alien intends to engage in lawful activities	252	593
An alien intends to get education, to study at an educational establishment, to participate in an internship programme, to undergo in-service training, to take part in vocational training	174	1 267
An alien has been put under guardianship / curatorship or he has been appointed guardian / curator	3	28
An alien may not be expelled from the Republic of Lithuania or his expulsion has been postponed	1	6
An alien has been granted subsidiary protection in the Republic of Lithuania	47	311
An alien is unable to leave because of the dangerous physical condition and he is in need of immediate medical aid	3	18
Other	1	1
Total:	4 438	7 954

7.5. Issue of a temporary residence permit in the Republic of Lithuania



7.6. Replacement of a temporary residence permit in the Republic of Lithuania for an alien. Flow Chart



8. Permits of a long term resident of the Republic of Lithuania to reside in the European Community

8.1. Number of applications of aliens for the issue of a permit of a long term resident of the Republic of Lithuania to reside in the European Community in 2008, by nationality

Nationality	Applications
Afghanistan	2
Albania	1
Armenia	9
Australia	3
Azerbaijan	14
Belarus	109
Stateless	69
Brazil	3
Egypt	1
Georgia	5
India	1
Israel	35
Jugoslavia	1
the USA	94
Canada	3
Kazakhstan	8
China	1
Kenya	1
Congo	1
Kirghizia	2
Lebanon	11
Libya	1
Moldova	7
Pakistan	4
Russia	232
Serbia and Montenegro	1
Syria	1
Turkey	6
Turkmenistan	2
Ukraine	82
Uzbekistan	5
Vietnam	2
Total:	717

Note. The table does not include aliens that have been granted refugee status in the Republic of Lithuania.

8.2. Number of decisions on issue of a permit of a long term resident of the Republic of Lithuania to reside in the European Community in 2008, by nationality

Nationality	Decision on issue of a permit of a long term resident of the Republic of Lithuania to reside in the European Community	
	issue	refuse to issue
Afghanistan	2	-
Albania	1	-
Armenia	10	-
Australia	4	-
Azerbaijan	14	-
Belarus	99	-
Stateless	53	-
Brazil	3	-
Egypt	1	-
Georgia	5	-
Israel	31	-
Japan	1	-
Jugoslavia	1	-
the USA	102	-
Canada	4	-
Kazakhstan	8	-
China	3	-
Kirghizia	2	-
Lebanon	8	-
Libya	1	-
Moldova	8	-
Pakistan	4	-
Russia	228	-
Serbia and Montenegro	1	-
Syria	1	-
Turkey	6	-
Turkmenistan	2	-
Ukraine	70	1
Uzbekistan	5	-
Vietnam	2	-
Total:	680	1

8.3. Number of permits of a long term resident of the Republic of Lithuania to reside in the European Community issued to aliens in 2008, by grounds

Ground for issue	Number of aliens
Has retained the right to Lithuanian citizenship	49
Is a person of Lithuanian descent	70
Arrived to Lithuania for residence together with a Lithuanian Citizen as a member of his/her family	40
Has lost Lithuanian citizenship but resides in the Republic of Lithuania	33
A child under 18 born in the Republic of Lithuania and his parents or one of them is a citizen of the Republic of Lithuania whose place of residence is declared in the Republic of Lithuania or has a permanent residence permit	57
A child under 18 born not in the Republic of Lithuania and his parents or one of them is a citizen of the Republic of Lithuania whose place of residence is declared in the Republic of Lithuania or has a permanent residence permit	165
Was granted a refugee status	14
Has been living in the Republic of Lithuania for last 5 successive years having a temporary residence permit	230
Ground provided for in the Article 3 of the Law of the Republic of Lithuania implementing the Law on the Legal Status of Aliens	46
Arrived for residence as a family member with an alien who retained the right to the citizenship of the Republic of Lithuania or is a person of Lithuanian descent and live together	19
Total:	723

Source: Personalization of Identity Documents Centre under the Ministry of the Interior.

8.4. Number of aliens who have received permits of a long term resident of the Republic of Lithuania to reside in the European Community, by nationality

Nationality	2004*	2005	2006	2007	2008
European States, including:	807	413	258	416	466
- Belarus	163	60	46	57	103
- Russia	475	266	147	244	249
- Ukraine	109	42	32	57	66
North America States	7	14	12	137	96
Central and South America States	3	5	5	3	3
Australia and Oceania	-	-	-	6	5
African States	3	4	3	10	4
Asian States	66	70	44	88	74
Stateless	199	106	75	85	77
Total:	1 085	612	397	746	725

* The table includes only those citizens of the EU/EFTA Member States who had obtained permanent residence permits in the Republic of Lithuania before 30 April 2004.

Source: Personalization of Identity Documents Centre under the Ministry of the Interior.

A Permanent Residence Permit in the Republic of Lithuania may be issued provided that the alien:

- 1) has retained the right to citizenship of the Republic of Lithuania according to the procedure established by the Law on Citizenship;
- 2) is a person of Lithuanian descent;
- 3) has entered into the Republic of Lithuania for residence accompanying a citizen of the Republic of Lithuania as the family member;
- 4) has lost Lithuanian citizenship but resides in the Republic of Lithuania;
- 5) is a child under 18 born in the Republic of Lithuania, and one or both of his parents are the citizens of the Republic of Lithuania, whose place of residence is declared in the Republic of Lithuania, or hold a Permanent Residence Permit;
- 6) is a child under 18 born not in the Republic of Lithuania, and one or both of his parents are the citizens of the Republic of Lithuania, whose place of residence is declared in the Republic of Lithuania, or hold a Permanent Residence Permit;
- 7) has been granted a refugee status in the Republic of Lithuania;
- 8) has been living in the Republic of Lithuania for a continuous period of the last 5 years holding a temporary residence permit;
- 9) in the case provided for in Article 3 of the Law Implementing the Law on the Legal Status of Aliens.

Family members entering for residence with the alien who has retained the right to citizenship of the Republic of Lithuania according to the procedure established by the Republic of Lithuania Law on Citizenship or is a person of Lithuanian descent, and residing under his roof shall be issued permits of long term residents of the Republic of Lithuania to reside in the European Community.

Source: Article 53 (1)(7) of the Law on the Legal Status of Aliens of the Republic of Lithuania.

8.5. Number of replaced permits of a long term resident of the Republic of Lithuania to reside in the European Community for aliens, by nationality

Nationality	2004*	2005	2006	2007	2008
European States, including:	5 570	3 149	2 164	2 010	4 549
- Belarus	607	523	483	348	311
- Russia	4 474	2 320	1 362	1 247	3 849
- Ukraine	357	218	225	358	344
North America States	8	10	13	14	10
Central and South America States	3	2	-	-	-
African States	6	3	1	4	1
Asian States, including:	142	114	101	63	96
- Israel	20	24	37	13	21
- Kazakhstan	70	43	28	22	35
- Vietnam	13	15	12	10	11
Australia and Oceania	1	-	-	2	-
Stateless	1 820	1 377	1 065	1 009	1 081
Total:	7 550	4 655	3 344	3 102	5 737

* The table includes only those citizens of the EU/EFTA Member States who had replaced permanent residence permits in the Republic of Lithuania before 30 April 2004.

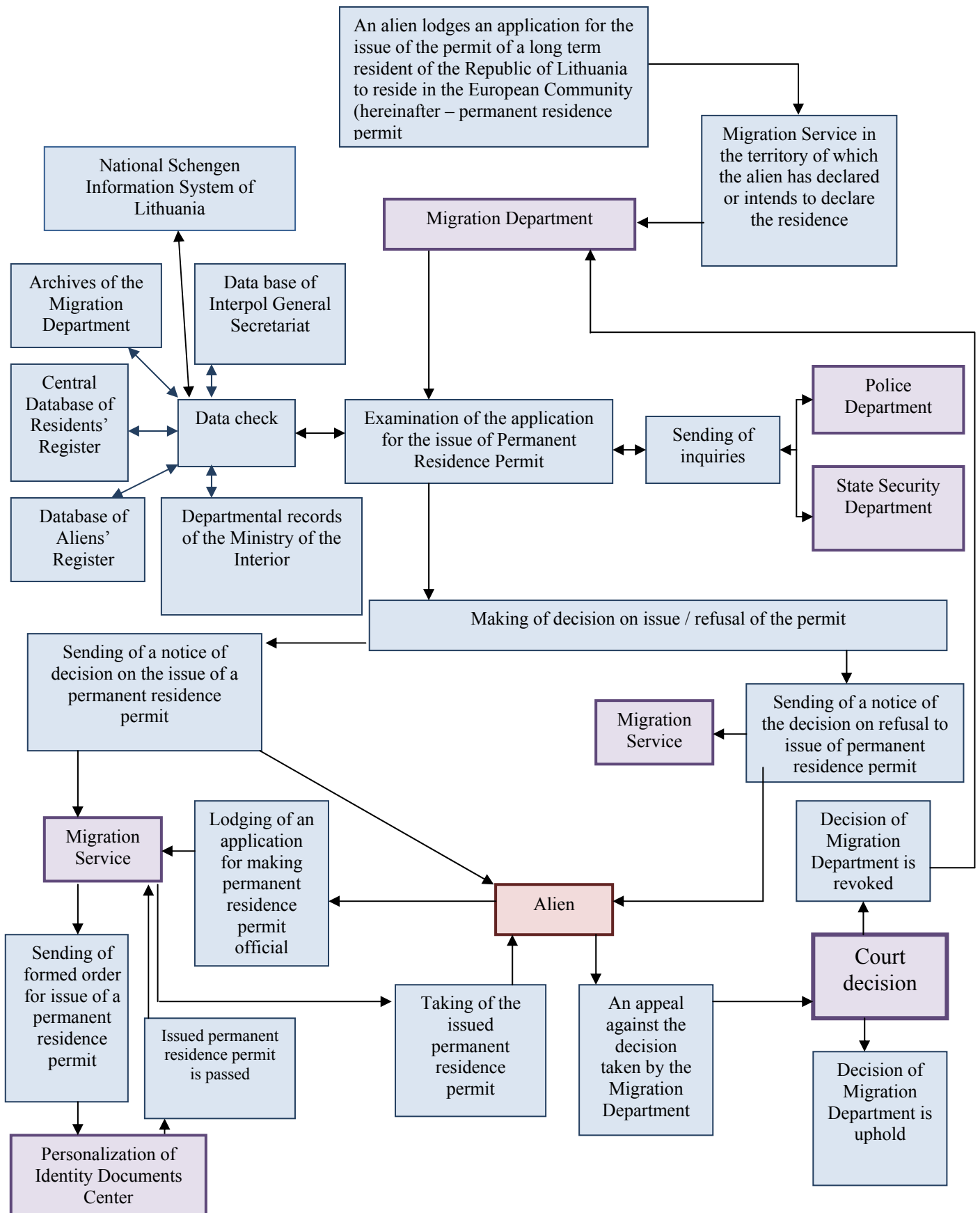
Source: Personalization of Identity Documents Centre under the Ministry of the Interior

At the request of an alien permanent residence permit in the Republic of Lithuania may be replaced in case:

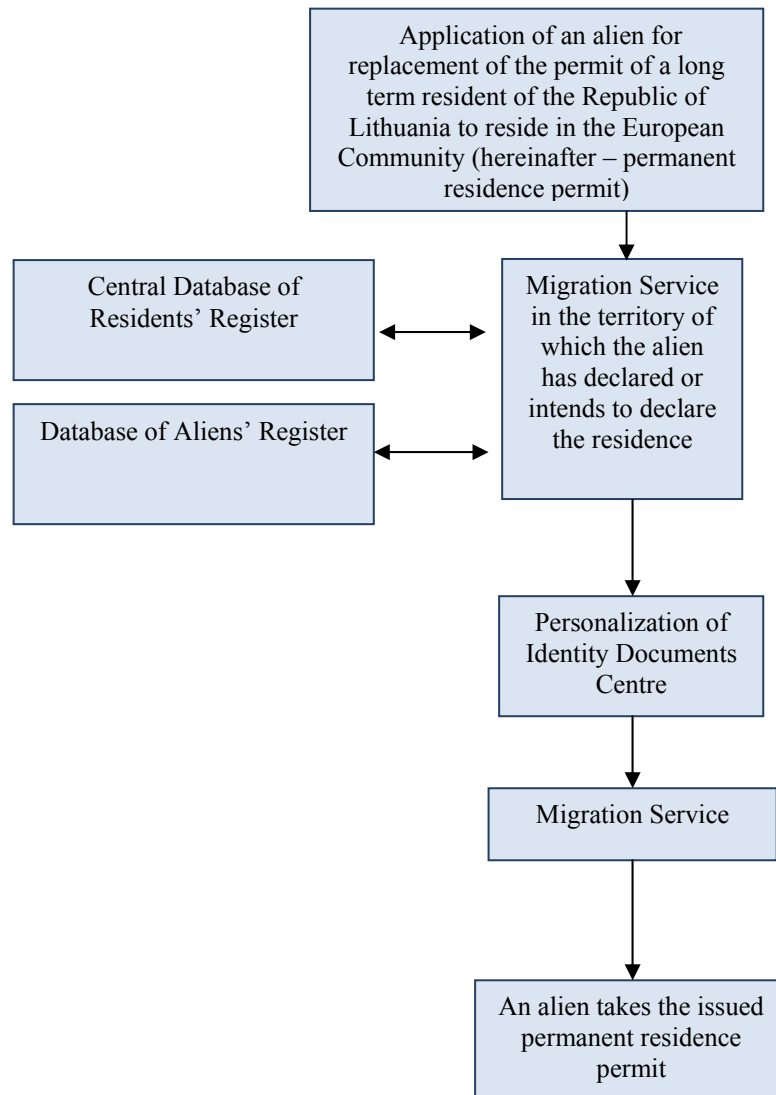
- 1) the alien changes personal data;
- 2) permanent residence permit becomes improper for usage;
- 3) permanent residence permit is no longer valid;
- 4) permanent residence permit includes false entries.
- 5) permanent residence permit is lost.

Source: Article 53(2) of Law on the Legal Status of Aliens the Republic of Lithuania.

8.6. Issue of the permit to an alien of a long term resident of the Republic of Lithuania to reside in the European Community. Flow Chart



8.7. Replacement of the permit of a long term resident of the Republic of Lithuania to reside in the European Community to an alien. Flow Chart



9. Travel documents of the Republic of Lithuania issued to aliens

9.1. Number of Travel documents issued and extended to stateless persons

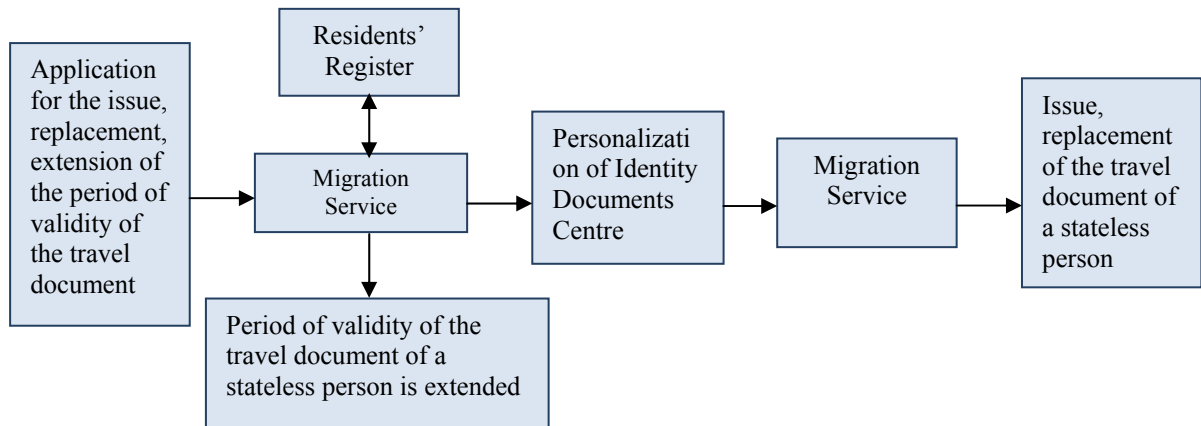
	2004	2005	2006	2007	2008
Total number issued, including:	799	698	758	980	1 219
- for the first time	155	130	102	83	79
- replaced	644	568	656	897	1 140
Extended document's validity	300	310	190	49	-

Source: Personalization of Identity Documents Centre under the Ministry of the Interior; Migration Services.
Note. Issue of travel documents to stateless persons was started from January 1994.

A stateless person who is entitled to temporary or permanent residence in the Republic of Lithuania but does not possess a travel document valid in a foreign country may be issued, according to the procedure established by the Minister of the Interior, a travel document of a stateless person provided for in 1954 Convention relating to the Status of Stateless Persons.

Source: Article 38 of the Law on the Legal Status of Aliens of the Republic of Lithuania.

9.2. Issue, replacement and extension of a period of validity of Travel documents of stateless persons residing in the Republic of Lithuania. Flow Chart



In order to obtain or replace a travel document, a stateless person entitled to temporary or permanent residence in the Republic of Lithuania must submit the following documents to the Migration Service according to his/her residence:

- an application of a set form for the issue/replacement of a travel document to a stateless person;
- a valid residence permit in the Republic of Lithuania;
- a travel document issued to a stateless person (in case of replacement);
- 3 photographs;
- a document proving payment of the state fee of established rate for issue/replacement (LTL 25) of the travel document.

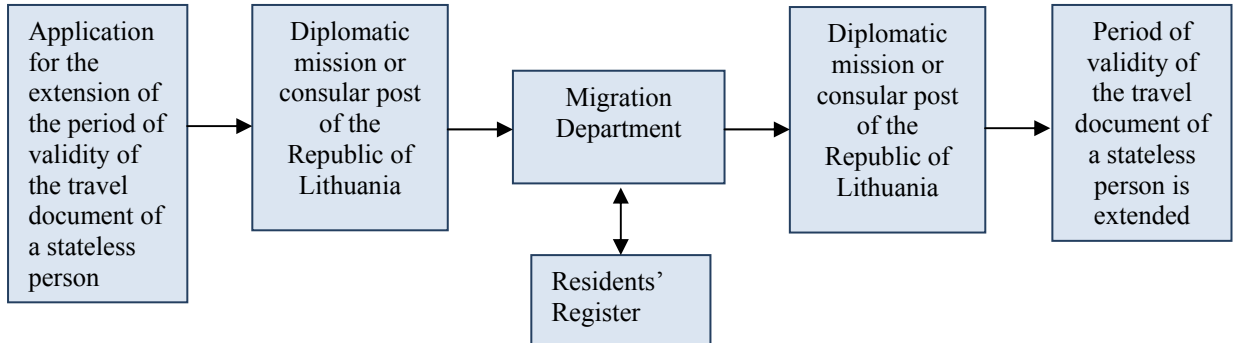
To extend a period of validity of a travel document, a stateless person must submit to the Migration Service according to the residence:

- an application to extend the period of validity of a travel document of a stateless person;
- a valid residence permit in the Republic of Lithuania;
- a valid travel document of a stateless person.

An application for the issue or replacement of a travel document must be examined within one month from the date of lodging an application. In urgent cases the document may be issued within 7 working days from the date of lodging an application. The period of validity of the travel document is extended within 10 working days from the date of lodging an application.

Source: Paragraphs 8, 9, 10, 19, 20 and 21 of the Regulations on Issue Travel Documents for Stateless Persons approved by the rule of the Minister of the Interior of the Republic of Lithuania, 24 November 2005.

9.3. Extension of the validity of Travel documents of stateless persons to stateless persons staying abroad. Flow Chart



To extend a period of validity of a travel document of stateless person, a stateless person staying abroad must submit to a diplomatic mission or a consular office of the Republic of Lithuania:

- an application to extend the period of validity of a travel document of a stateless person;
- a valid residence permit in the Republic of Lithuania;
- a valid travel document of a stateless person;
- a document proving payment of the consular fee of established rate for extension of validity period (EUR 2).

The period of validity of the travel document is extended within 10 working days from the date of lodging an application.

Source: Paragraphs 10 and 21 of the Regulations on Issue Travel Documents for Stateless Persons approved by the rule of the Minister of the Interior of the Republic of Lithuania, 24 November 2005.

9.4. Number of Travel documents issued, replaced and extended for refugees

	2004	2005	2006	2007	2008
Issue	8	6	20	6	15
Replacement	4	5	5	10	9
Extended period of validity of the document	-	-	-	-	-

Source: Migration Services.

In order to go abroad a refugee permanently residing in the Republic of Lithuania is issued a refugee travel document following the order established by the Minister of the Interior.

Source: Article 89 (3) of the Law on the Legal Status of Aliens of the Republic of Lithuania.

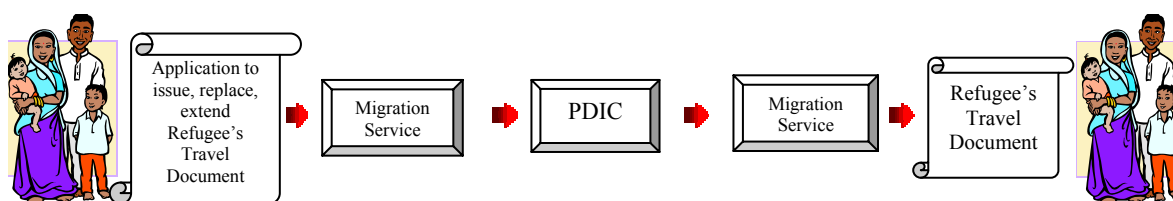
9.5. Issue, replacement and extension of a period of validity of a Refugee's Travel document. Flow Chart

In order to obtain, replace or extend the period of validity of a refugee's travel document, an alien who has been granted refugee status in the Republic of Lithuania must submit the following documents to the Migration Service according to his/her residence:

- an application for the issue (replacement) or extension of a period of validity of a refugee's travel document;
- a valid permanent residence permit in the Republic of Lithuania;
- a refugee's travel document in case of replacement or extension of the period of validity;
- 2 photographs;
- a receipt of payment of the state fee (LTL 25 for issue/replacement).

An application for the issue, replacement or extension of a period of validity of a refugee's travel document must be examined not later than within 15 working days from the date of lodging of the application. A refugee's travel document must be issued/replaced within 15 working days from the date of making a decision on the issue/replacement, while a period of validity must be extended within 5 working days from the date of making a decision to extend a period of validity.

Source: Paragraphs 12, 16 and 17 of the Regulations of Issue of Refugee's Travel Document approved by the Order of the Minister of the Interior of the Republic of Lithuania, 7 December 2004.



9.6. Number of aliens' passports issued to aliens

	2004	2005	2006	2007	2008
Issued total, including:	31	148	64	98	75
- for the first time	31	138	28	45	23
- replaced	-	10	36	53	52
Extended period of validity of passports	-	14	29	1	2

Sources: Personalization of Identity Documents Centre under the Ministry of the Interior; Migration Services.
Note. Issuance of aliens' passports was started on 15 November 2004.

9.7. Number of aliens' passports issued to aliens, by nationality

Nationality	Aliens' Passports issued				
	2004	2005	2006	2007	2008
Afghanistan	3	18	5	18	15
Algeria	-	-	1	-	-
Armenia	1	1	-	-	-
Belarus	-	1	-	2	1
Stateless	-	-	-	4	-
Ethiopia	-	-	-	2	1
Iraq	-	1	1	2	2
Cameroon	-	-	-	2	3
Cuba	-	-	-	-	1
Pakistan	-	1	1	-	1
Russia	27	126	56	63	45
Somalia	-	-	-	3	-
Sri Lanka	-	-	-	1	1
Uzbekistan	-	-	-	-	4
Zimbabwe	-	-	-	1	1
Total:	31	148	64	98	75

Sources: Personalization of Identity Documents Centre under the Ministry of the Interior; Migration Services.
Note. Issuance of aliens' passports was started on 15 November 2004.

9.8. Issue, replacement and extension of validity of an Alien's Passport. Flow Chart

In order to obtain an alien's passport an alien must submit to the Migration Service according to the residence:

- an application **of a set form** for the issue of an alien's passport;
- a well-grounded explanation (in a free form) of objective reasons preventing him/her from obtaining a valid passport of a foreign national or an equivalent travel document (hereinafter - Travel Document) from competent authorities of the country of origin and/or documents evidencing that he/she cannot obtain a travel document from competent authorities of the country of origin;
- a valid residence permit in the Republic of Lithuania;
- **3 photographs**;
- **invalid travel document (in case of having such a document)**;
- **alien's passport when changing (it if it is not lost)**;
- a receipt of payment of a state fee (LTL 100).

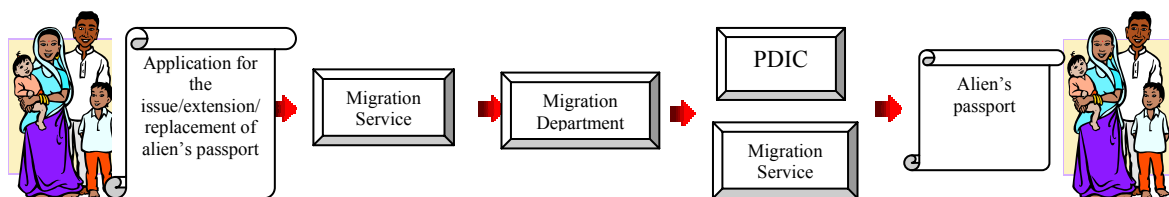
The alien's passport must be issued or replaced within 40 days from the date of receipt of the application by the Migration Service.

In order to extend the period of validity of an alien's passport an alien must submit to the Migration Service according to the residence:

- an application **in a free form** for extension of validity period of an alien's passport;
- a well-grounded explanation (in a free form) of objective reasons preventing him/her from obtaining a valid passport of a foreign national or an equivalent travel document (hereinafter - Travel Document) from competent authorities of the country of origin and(or) documents evidencing that he/she cannot obtain a travel document from competent authorities of the country of origin;
- alien's passport;
- **3 photographs**;
- a valid residence permit in the Republic of Lithuania;
- a receipt of payment of a state fee (LTL 100).

The period of validity of an alien's passport must be extended within one month from the date of receipt of the application by the Migration Service.

Source: Paragraphs 11, 12, 22 and 23 of the Regulations of Issue of Alien's Passport approved by the rule of the Minister of the Interior of the Republic of Lithuania, 10 November 2004.



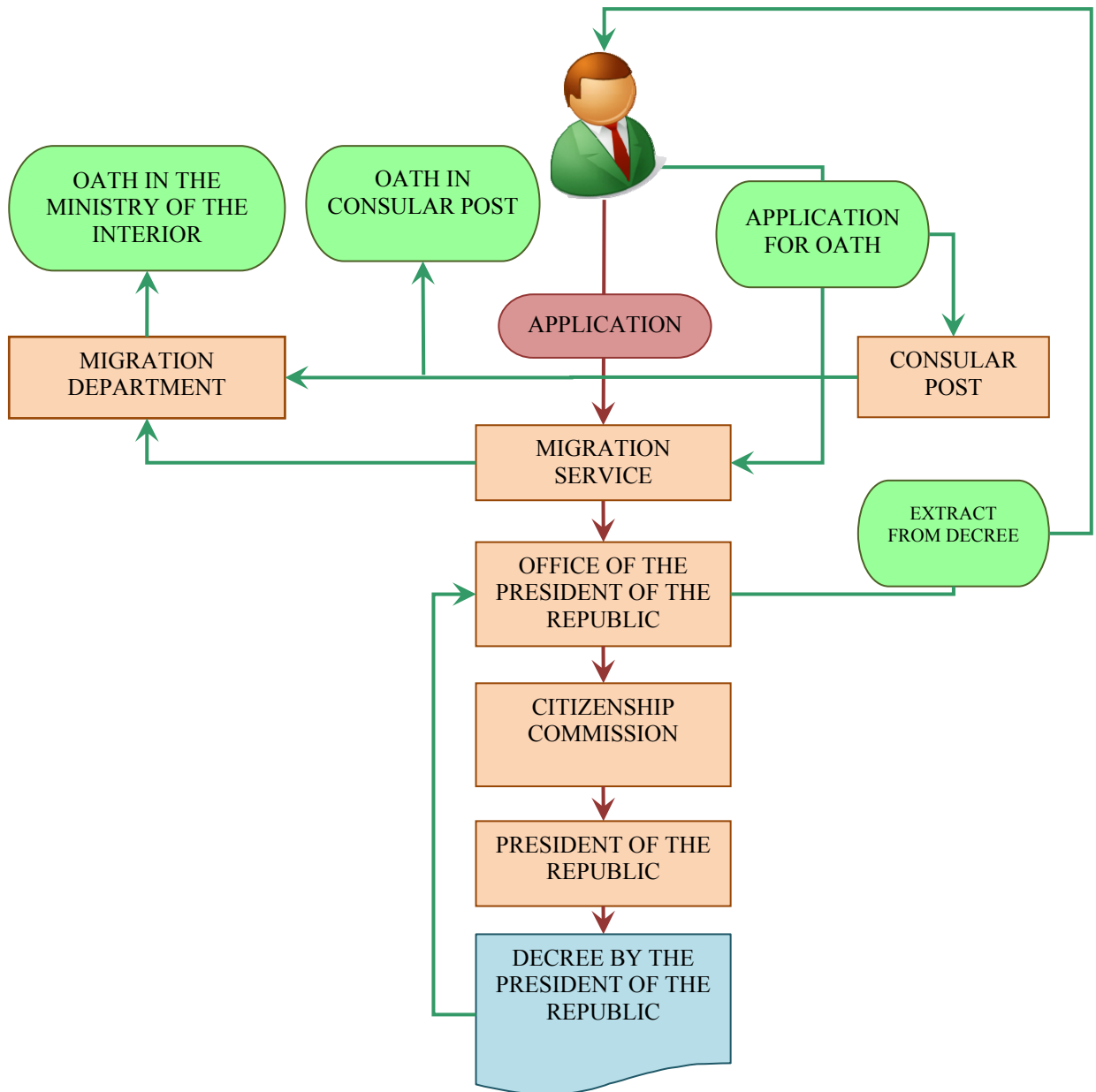
10. Citizenship of the Republic of Lithuania

10.1. Number of aliens to whom Lithuanian citizenship has been granted, by former nationality

Nationality at the time of lodging of an application for Lithuanian citizenship	Number of persons				
	2004	2005	2006	2007	2008
Armenia	18	5	3	9	2
Azerbaijan	2	1	-	2	-
Belarus	39	24	28	31	10
Stateless	314	214	238	184	128
Bolivia	-	-	1	-	-
Egypt	-	1	-	-	-
Georgia	1	3	2	-	1
Israel	3	3	-	1	-
Kazakhstan	9	1	6	4	3
Kirghizia	-	2	-	-	-
Latvia	1	1	-	-	1
Poland	1	1	1	2	2
Lebanon	1	3	2	-	3
Mexico	-	-	-	-	1
Moldova	-	4	5	3	1
Pakistan	1	-	-	-	-
South Korea	-	-	-	1	-
Russia	179	151	151	113	54
Turkey	2	-	-	-	-
Ukraine	37	21	30	20	31
Uzbekistan	2	-	-	-	3
Total:	610	435	467	370	240

Source: Office of the President of the Republic of Lithuania.

10.2. Granting of Lithuanian Citizenship to an Alien. Flow Chart



Upon submitting an application, a person may be granted citizenship of the Republic of Lithuania, provided that he agrees to take the oath of allegiance to the Republic of Lithuania and meets the following conditions:

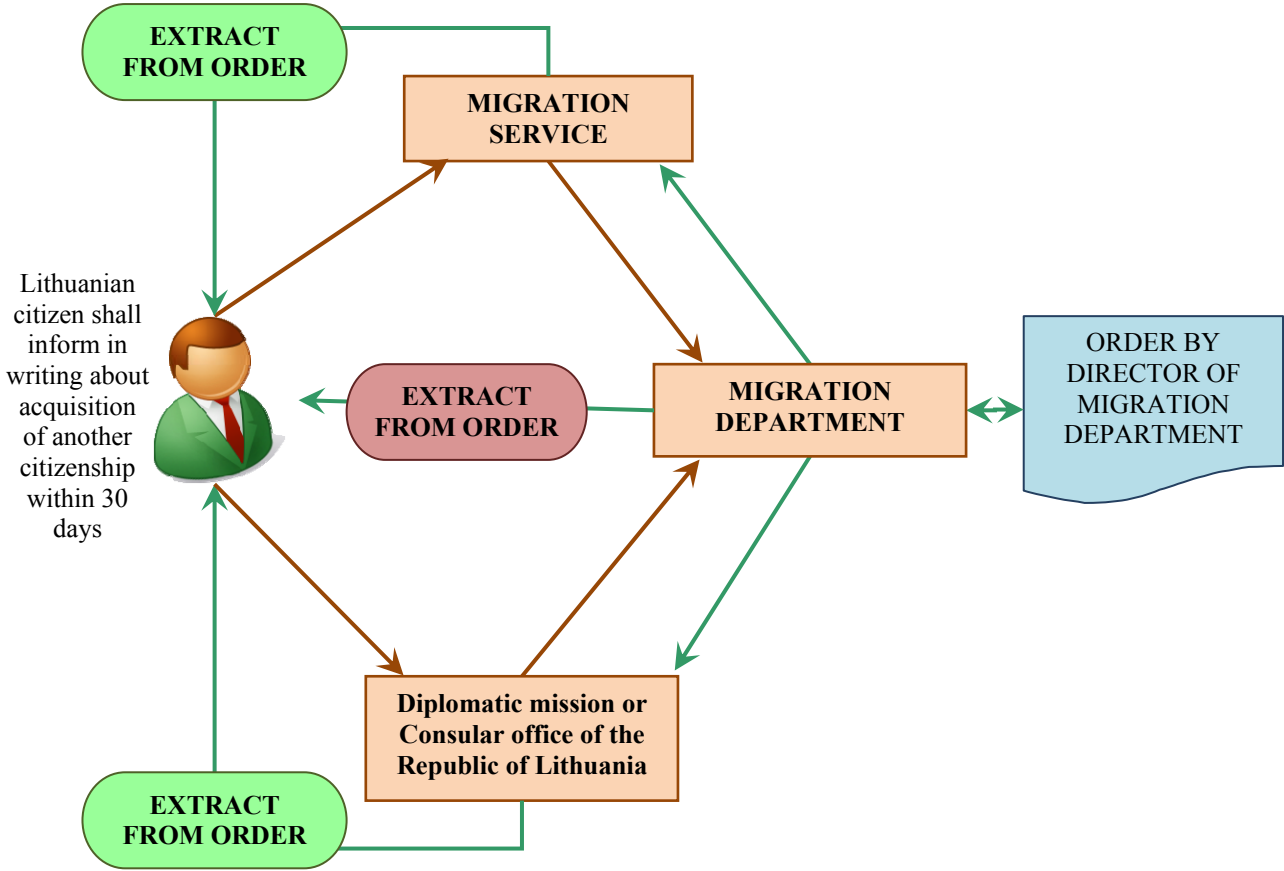
- 1) has passed the official language examination;
- 2) is a permanent resident of the Republic of Lithuania at the time of filing the application;
- 3) for the last 10 years has been permanently residing in the territory of the Republic of Lithuania;
- 4) has a legal source of subsistence in the territory of the Republic of Lithuania;
- 5) has passed the examination on the basic provisions of the Constitution of the Republic of Lithuania;
- 6) is a stateless person or is a citizen of a state under the laws of which he loses citizenship of the said state upon acquiring citizenship of the Republic of Lithuania and notifies in writing of his decision to renounce citizenship of another state held by him after he is granted citizenship of the Republic of Lithuania.

Source: Article 12 of Law on Citizenship of the Republic of Lithuania.

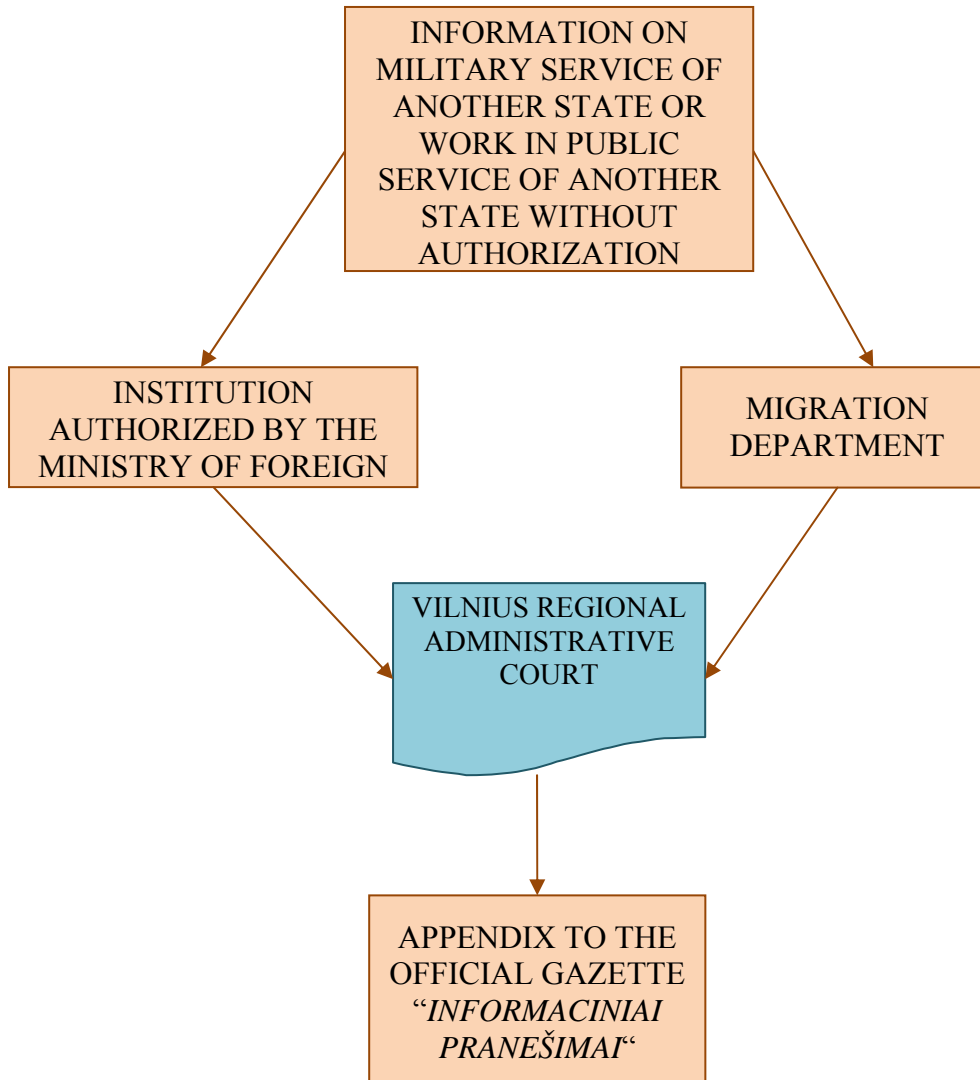
10.3. Number of persons who have lost Lithuanian citizenship, by reasons

Reason of loss of the citizenship of the Republic of Lithuania	Number of persons				
	2004	2005	2006	2007	2008
Refusing Lithuanian citizenship	315	207	216	280	121
Acquiring citizenship of another State	386	265	485	610	647
A person lawfully decided on the nationality of the Republic of Lithuania until 4 November 1991 according to the Law on Citizenship (3 November 1989), resides in a foreign state and did not apply for the issue of a document confirming the citizenship of the Republic of Lithuania to the institutions empowered by the Minister of the Interior or Consular Offices abroad until 31 December 2003 (this ground is not in force since 22 July 2008)	96	283	197	123	158
Severance of actual ties with Lithuania	1	-	-	-	-
Children under 14, if both parents lose citizenship of the Republic of Lithuania	-	-	-	2	-
Total:	798	755	898	1 015	926

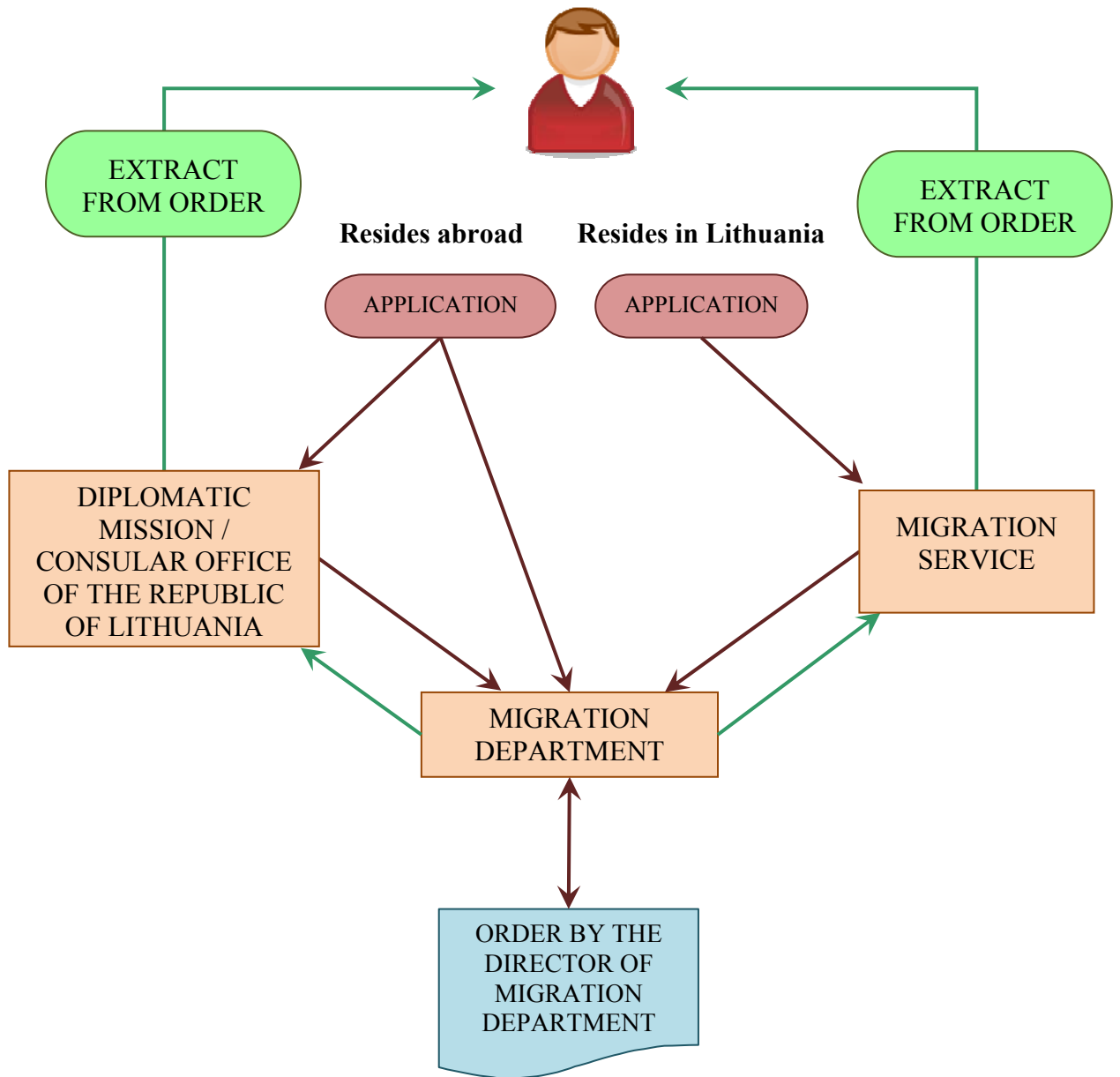
10.4. Loss of Lithuanian citizenship upon acquisition of citizenship of another state. Flow Chart



10.5. Loss of Lithuanian citizenship where the person is in Military Service or serves in the Public Service of another state without authorization of the Government of the Republic of Lithuania. Flow Chart



10.6. Renouncing citizenship of the Republic of Lithuania. Flow Chart



10.7. Passed decisions on retention of the right of aliens to citizenship of the Republic of Lithuania

Nationality	2004	2005	2006	2007	2008
Argentina	-	-	-	1	-
Australia	-	-	-	2	-
Azerbaijan	-	-	-	1	-
Belarus	57	11	29	78	141
Brazil	-	-	-	1	1
Great Britain	-	-	-	1	-
Georgia	1	-	-	2	5
Israel	-	-	-	4	8
the USA	-	-	-	2	2
Canada	-	-	-	-	1
Kazakhstan	7	-	1	2	2
Kirghizia	-	-	1	1	-
Latvia	1	-	-	1	-
Poland	3	-	-	2	2
Netherlands	-	-	-	1	-
Norway	-	-	-	-	1
Republic of South Africa	-	-	-	1	-
France	-	-	-	-	1
Russia	17	7	12	57	104
Switzerland	-	-	-	-	1
Ukraine	1	-	1	2	17
Uruguay	-	-	-	-	16
Germany	2	1	2	4	2
Stateless	1	1	1	-	1
Total:	90	20	47	163	305

10.8. Issue of certificates to aliens for retention of the right to citizenship of the Republic of Lithuania

Nationality	2004	2005	2006	2007	2008
Azerbaijan				1	
Belarus	48	31	31	111	166
Brazil					1
Georgia				2	5
Israel				1	8
Kazakhstan			2	1	3
Kirghizia			1	1	
Latvia	1			1	
Poland					1
Netherlands				1	
France					1
Russia	16	4	13	76	105
Switzerland					1
Ukraine			1	2	20
Uruguay					5
Germany	2		1	4	1
Total:	67	35	49	201	317

Source: Personalization of Identity Documents Centre under the Ministry of the Interior.

11. Asylum in the Republic of Lithuania

11.1. Number of aliens' applications for asylum in the Republic of Lithuania, by nationality

Nationality	2004	2005	2006	2007	2008
Afghanistan	28	20	23	22	16
Algeria		1			1
Angola			2		1
Armenia	1		1	5	2
Australia	1				
Azerbaijan	1	1		1	
Belarus	4	3	7	7	15
Bangladesh			2		
Egypt	5		1		
Eritrea				3	
Ethiopia			1	4	3
Philippines			1		
Ghana			6		
Georgia	2	4	4	13	9
India				3	
Iraq	2	5	4	2	4
Iran					1
Israel	1		1	2	
Cameroon		1	3	3	6
Kazakhstan	5			3	
China				3	2
Kirghizia	1	2			2
Democratic Republic of the Congo	1	1	1	1	4
Cuba			1	3	8
Liberia		2			
Morocco				4	
Moldova			1	1	
Nepal				3	2
Nigeria	2	12	2	1	2
Pakistan	20	2	7	2	7
Russia	358	342	369	366	415
Serbia					1
Syria			1	1	6
Somalia	2	4	2	3	1
Sri Lanka	4	4	2	1	7
Tajikistan				1	2
Togo		1	1	1	
Turkey			1		3
Ukraine	5		3	1	3
Uzbekistan	1		6	6	12
Vietnam				6	1
Zimbabwe			1	1	2
Stateless	14	5	5	7	2
Total:	458	410	459	480	540

11.2. Number of aliens' applications for asylum in the Republic of Lithuania and of decisions taken in 2008

Nationality	Applications				Decisions					
	First application	Second application	Taken back based on Regulation <i>Dublin II</i>	Total	To grant asylum		Rejected	Terminated application examination	Pass persons based on Regulation <i>Dublin II</i>	Total
					Refugee status	Subsidiary protection				
Afghanistan	1	15		16		15				15
Algeria	1			1						
Angola	1			1			1			1
Armenia	1	1		2			2			2
Belarus	10	3	2	15	2	2	6	3		13
Ethiopia		3		3	1 (2*)	3				6
Georgia	7		2	9			4	4		8
India							3			3
Iran	1			1			1			1
Iraq	1	3		4		5				5
Israel							1			1
Cameroon	3	3		6		5			1	6
China	2			2			2			2
Kirghizia	1		1	2				2		2
Congo (Dem.Repub.)	3	1		4		1	3			4
Cuba	8			8		3	3	1		7
Nepal			2	2			1			1
Nigeria	1		1	2				1		1
Pakistan	6	1		7			3	1		4
Russia	137	275	3	415	6	301 (1**)	12	10	18	348
Serbia			1	1						
Syria	5	1		6		1			5	6
Somalia		1		1		1				1
Sri Lanka	6	1		7						
Tajikistan	1	1		2	1		1			2
Turkey	3			3				3		3
Ukraine	3			3			3	1		4
Uzbekistan	6	6		12	2	6	2	1		11
Vietnam	1			1		1	1			2
Zimbabwe	1	1		2		2				2
Stateless		2		2		3		1		4
Total	210	318	12	540	12 (2*)	349 (1**)	49	28	24	465
<i>Total (2007)</i>	116	356	8	480	9	393	51	32	5	490
<i>Total (2006)</i>	147	307	5	459	12	385	29	16	2	444
<i>Total (2005)</i>	118	288	4	410	15	328	30	7	4	384
<i>Total (2004)</i>	167	291		458	12	407	50	91		460

* 2 nationals of Ethiopia already having subsidiary protection status were granted refugee status after refugee status was granted to their child (national of Ethiopia).

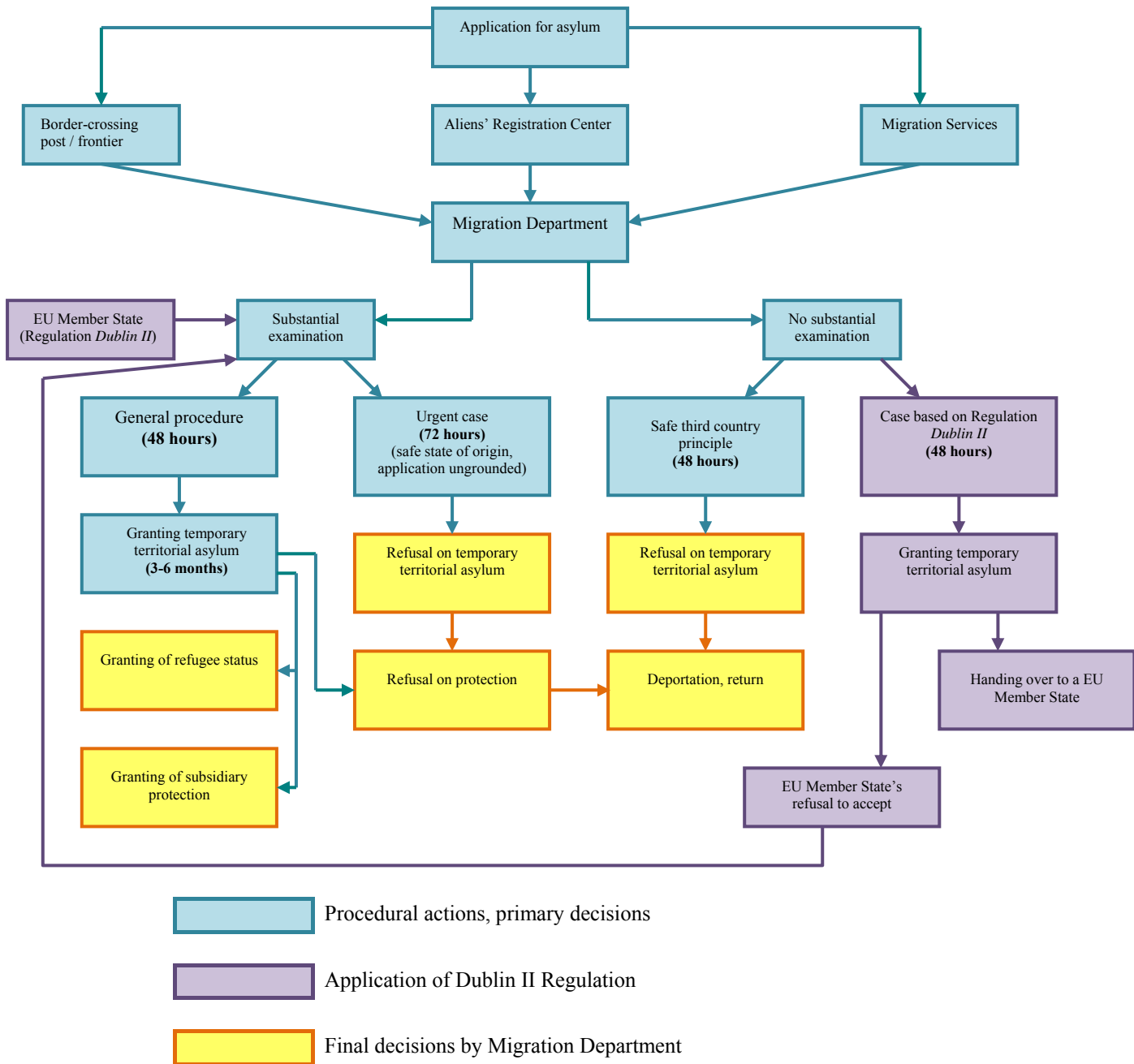
** Refugee status was granted to a citizen of Russia after the decision of the Court to return the case to the Migration Department under the Ministry of the Interior of the Republic of Lithuania for review.

11.3. Granting asylum to aliens in the Republic of Lithuania

Year	Refugee status granted	Subsidiary protection granted*	Rejection of application for asylum	Terminated application examination
1997	6	-	53	-
1998	28	-	116	108
1999	11	-	171	104
2000	15	80	113	200
2001	3	266	58	97
2002	1	287	37	55
2003	3	485	56	230
2004	12	407	50	91
2005	15	328	30	7
2006	12	385	29	16
2007	9	393	51	32
2008	14	350	49	28
Total:	129	2981	813	968

- Before 30 April 2004, aliens were issued temporary residence permits in the Republic of Lithuania for reasons on humanitarian grounds.

11.4. Granting Asylum in the Republic of Lithuania. Flow Chart



11.5. Number of requests for taking over of examination of an asylum application made by the Republic of Lithuania to other EU Member State responsible for examining the application lodged by an alien in 2008

Member State	Alien's nationality	Applications	Refused to take over	Agreed to take over	Aliens passed on
Belgium	Russia	1	-	1	1
Czech Republic	Russia	2	-	2	2
Estonia	Russia	1	-	1	1
Latvia	Cameroon	1	-	1	1
	Senegal	1	-	1	1
	Syria	5	-	5	4*
Poland	Russia	21	-	21	21
France	Stateless person	1	1	-	-
Sweden	Russia	1	1	-	-
Germany	Stateless person	1	-	1	1
Total:		35	2	33	32

* 1 citizen of Syria walked off before the Republic of Latvia took him over.

11.6. Number of requests for taking over of examination of an asylum application made by other EU Member States to the Republic of Lithuania responsible for examining the application lodged by an alien in 2008

Member State	Total	Alien's nationality	Applications	Refused to take over	Agreed to take over	Aliens passed on
Austria	22	Belarus	4		4	
		Georgia	1		1	
		Kirghizia	13		13	
		Russia	3	1	2	
		Serbia	1		1	1
Belgium	24	Armenia	8		8	
		Belarus	1		1	
		Kirghizia	3		3	3
		Russia	12		6	
Czech Republic	5	Belarus	3		3	2
		Georgia	1		1	1
		Nigeria	1		1	1
Denmark	4	Russia	4		4	
Latvia	1	Ukraine	1		1	1
Poland	1	Angola	1		1	1
Nytherlands	1	Ukraine	1		1	1
Norway	15	Iraq	1		1	
		Kazakhstan	4		3	
		Kirghizia	1		1	1
		Russia	4		4	3
		Uzbekistan	5		4	
France	12	Armenia	3		1	
		Georgia	1		1	1
		Moldova	1		1	
		Russia	7		7	2
Finland	4	Belarus	1		1	1
		Georgia	1		1	
		Democratic Republic of Congo	1		1	
		Turkey	1		1	
Sweden	35	Belarus	3		3	1
		Georgia	1		1	
		Iraq	7	1	6	
		Kazakhstan	8		8	2
		Kirghizia	2		2	
		Lebanon	2		2	
		Russia	1		1	
		Tadjikistan	1		1	
		Turkey	1		1	
Uzbekistan	9	3	6			
Hungary	1	Cuba	1		1	1
Germany	12	Belarus	2		2	1
		Georgia	3		3	3
		Nepal	3		3	3
		Russia	2	1	1	
		Sri Lanka	2	2		
Total:	137		137	8	119	30

**11.7. Number fo aliens granted Refugee status in the Republic of Lithuania,
by nationality**

Nationality	2004	2005	2006	2007	2008
Belarus			3	1	2
Eritrea				3	
Ethiopia					3
Russia	12	15	9	1	6
Tadjikistan					1
Uzbekistan				4	2
Total:	12	15	12	9	14

**11.8. Number of aliens to whom Subsidiary protection has been granted in
the Republic of Lithuania, by nationality**

Nationality	2004	2005	2006	2007	2008
Afghanistan	26	21	23	21	15
Armenia	1			5	
Azerbaijan	2				
Belarus	1			2	2
Ethiopia				3	3
Iraq	2	2	1	3	5
Yemen	1				
Cameroon			2	3	5
Kazakhstan	4				
Democratic Republic of Congo	1	1	1	1	1
Cuba					3
Poland	1				
Nigeria	2		1		
Pakistan		2	2	1	
Russia	348	288	343	341	302
Syria				1	1
Somalia	1	3	4	3	1
Sri Lanka	4	5	2	1	
Togo		1	1	1	
Ukraine	6				
Uzbekistan			2	6	6
Vietnam					1
Zimbabwe				1	2
Stateless	7	5	3		3
Total:	407	328	385	393	350

11.9. Number of unaccompanied minors – asylum seekers, by nationality and gender

Nationality	2004		2005		2006		2007		2008	
	Male	Female	Male	Female	Male	Female	Male	Female	Male	Female
Afghanistan			1							
Georgia			2							
Democratic Republic of Congo										1
Nigeria				1						
Pakistan	2				1					
Russia	2	5	1	4	2					
Uzbekistan							3	1		
Vietnam								1		
Stateless	2									
Total:	6	5	4	5	3		3	2		1
	<i>11</i>		<i>9</i>		<i>3</i>		<i>5</i>		<i>1</i>	

11.10. Procedure rates for granting asylum in the Republic of Lithuania

Year	2004	2005	2006	2007	2008
1. Asylum applications	458	410	459	480	540
2. Causes of a refusal on substantial examination of an application:					
2.1. Safe third state	-	-	-	-	-
2.2. <i>Dublin II</i> Regulation	1	4	2	5	28
3. Substantial examination of an asylum application:					
3.1. Positive decisions:	419	342	397	402	364
3.1.1. on refugee status	12	15	12	9	14
3.1.2. on subsidiary protection	407	328	385	393	350
3.2. Negative decisions on asylum	50	30	29	51	49
3.3. Terminated application examination	91	7	16	32	28
4. Number of applications remaining at the end of the year:					
4.1. In the Migration Department under MoI	28	55	70	61	102
4.2. In Vilnius District Administrative Court	3	7	10	9	16
4.3. In the Supreme Administrative Court of the Republic of Lithuania	5	2	14	14	18

12. Aliens' control

12.1. Number of aliens who were prohibited to enter the territory of the Republic of Lithuania, by nationality

Nationality	2004	2005	2006	2007	2008
European States, including:	3 861	3 178	2 854	2 548	2 005
-Belarus	716	756	856	707	735
-Russia	1 677	1 493	1 465	1 346	1 048
-Ukraine	344	334	312	352	120
North America States	14	3	-	2	-
Central & South America States	18	18	11	20	11
Australia & Oceania States	2	3	-	2	1
African States	84	55	19	37	8
Asian States, including:	668	290	199	291	184
-India	84	51	51	74	33
Stateless	55	81	42	27	1
Unknown	75	29	26	16	1
Total:	4 777	3 657	3 151	2 943	2 211

Note. Since 2006 data is provided based on the sauses indicated in the Schengen Borders Code.

Source: State Border Guard Service under the Ministry of the Interior of the Republic of Lithuania.

12.2. Number of aliens who were prohibited to enter the territory of the Republic of Lithuania, by grounds indicated in the Schengen Borders Code, 2008

Ground for refusing admission	Number of aliens
Does not have a valid travel document	25
Has untrue / fake / false travel document	22
Does not have a valid visa or a residence permit	1 627
Has untrue / fake / false visa or a residence permit	5
Does not have appropriate documents justifying the aim and conditions of stay	303
Has already stayed in the EU Member States' territory for 3 months	9
Does not have sufficient means of subsistence for the period and manner of stay or sufficient means for return to the country of origin or transit country	51
Is a person subject to notice on refusal to allow arrival entered into: - SIS - National Register	122
Is treated as causing threat to the public order, public health or international relations of one or several EU Member States	47
Total:	2 211

Source: State Border Guard Service under the Ministry of the Interior of the Republic of Lithuania.

12.3. Number of aliens who were detained for illegal entry to and (or) illegal stay in the territory of the Republic of Lithuania or subject to Alternative Detention Measure in 2008, by country of origin

State of origin of an alien	Number of aliens				
	Detained only for 48 hours	Those subject to Alternative Detention Measure, except lodging in the Aliens' Registration Centre and not applying restrictions to freedom of movement	Detained for over 48 hours	Lodged in the Aliens' Registration Centre not applying restrictions to freedom of movement	Total
European States, including	84	4	95	7	190
- Belarus	28	4	31	1	64
- Russia	33	-	32	6	71
- Ukraine	12	-	4	-	16
Asian States, including:	29	-	43	-	72
- Uzbekistan	15	-	1	-	16
African States	4	1	16	1	22
Central and South America States	-	-	3	-	3
Stateless	2	3	-	-	5
Total:	119	8	157	8	292

Source: Migration Department under MoI, State Border Guard Service under MoI, Aliens' Registration Center.

12.4. Number of aliens who were detained for more than 48 hours for illegal entry to and (or) stay in the territory of the Republic of Lithuania, by country of origin

State of origin of an alien	Number of aliens				
	2004	2005	2006	2007	2008
European States, including:	172	125	129	102	95
- Belarus	32	36	37	32	31
- Russia	59	28	25	39	32
- Ukraine	34	17	5	11	4
Central and South America States	-	1	-	2	3
Australia and Oceania States	1	-	-	-	-
African States	19	10	2	7	16
Asian States	62	14	21	19	43
Unknown	-	-	-	15	-
Total:	254	150	152	145	157

Source: State Border Guard Service under MoI.

12.5. Number of aliens accommodated in the Aliens' Registration Centre, by country of origin

Country of origin	2004	2005	2006	2007	2008
Afghanistan	8	5	2		2
Albania		2			
Algeria		1			2
Angola			2		2
Armenia	5	3	4	6	4
Australia	1				
Azerbaijan	4	5	4	1	4
Belarus	34	40	40	34	38
Bangladesh			2		
Guinea - Bissau			2		
Egypt	16	2	2		3
Ecuador		1			
Estonia	2		1		
Eritrea				3	
Ethiopia			1	3	1
Philippines			3		
Gambia					1
Ghana		1	6		
Georgia	2	7	15	8	13
India	2	1	1	3	5
Iraq		3	2		
Iran					1
Israel		1	2	4	
Cameroon	1	2	2		3
Kazakhstan	4	6	2	5	2
China	2	2	5	4	2
Kirghizia	1	3	1		6
Comoros		1			
Congo		2			3
Cuba				3	8
Latvia	8	3	1		4
Lebanon	2	1	1		
Liberia		2	1		
Morocco				5	
Moldova	1	18	29	12	1
Nepal				3	3
Nigeria	2	9	3	7	1
Pakistan	35	8	5	3	7
Peru					3
Russia	113	109	105	79	167
Senegal					1
Serbia					1
Syria		1	1		8
Somalia	2	6		1	
Sri Lanka					6
Tadjikistan	1		1	1	2
Togo		1			1
Turkey	2	4	1		2
Ukraine	35	17	6	12	7
Uzbekistan	6		9		5
Vietnam	3			6	7
Germany	1				
Zimbabwe			1		
Unknown	25	11	24	15	4
Total:	318	278	287	219	330

Source: State Border Guard Service under MoI, Aliens' Registration Centre.

12.6. Number of aliens in respect of whom Administrative Offence Protocols were drawn up under the Article 206 of the Code on Administrative Offences (violation of the procedure of aliens' entry / stay in / passing in transit through / exit from the Republic of Lithuania, by nationality

Nationality	Number of Aliens				
European States, including:	342	977	1 470	630	497
- Armenia	22	21	29	15	13
- Belarus	60	149	298	212	109
- Russia	172	654	824	243	224
- Ukraine	48	92	260	103	76
North America States, including	23	16	21	11	16
- USA	22	14	19	10	15
Central & South America States	5	6	6	4	8
Australia & Oceania States	1	1	-	3	1
African States	3	9	16	3	5
Asian States, including:	77	99	248	135	97
- Israel	16	13	16	13	11
- Kazakhstan	18	20	85	43	13
- China	13	5	8	6	25
Stateless	36	227	281	207	214
Unknown	22	-	-	-	12
Total:	509	1 335	2 042	993	850

Sources: Data of Migration Services of 2004, 2007–2008, data of Migration Services and of the State Border Guard Service under MoI of 2005–2006. (According to the data of the State Border Guard Service under MoI administrative offence protocols were drawn in respect to 2 295 aliens, although no information is held on nationality of violators).

12.7. Number of Administrative Offence Protocols drawn up on the basis of administrative offences provided in the Code on Administrative Offences (AOC), by offences

Administrative offence	Number of protocols				
	2004	2005	2006	2007	2008
AOC Article 206 (violation of the procedure of aliens' entry/ stay/ passing in transit through/ exit from the Republic of Lithuania)	509	1 335	2 042	993	850
AOC Article 206¹ (damage to or loss of a permanent residence permit, stateless person's travel document, refugee's travel document or alien's passport)	173	232	219	310	309
AOC Article 206² (accommodating an alien having no passport or equivalent document, travel document, visa of the Republic of Lithuania, temporary/ permanent residence permit in the Republic of Lithuania)	15	2	9	1	16
AOC Article 206³ (employment of or creating conditions for engagement in other activities in order to earn income for subsistence for aliens having no work permit or permanent residence permit in the Republic of Lithuania)	4	-	1	1	4
Total:	701	1 569	2 271	1 305	1 179

Source: Data of Migration Services of 2004, 2007–2008, data of Migration Services and of the State Border Guard Service under MoI of 2005–2006. (According to the data of the State Border Guard Service under MoI administrative offence protocols were drawn to 117 aliens according to AOC Article 206³, 106 of them were nationals of the Republic of Lithuania).

12.8. Number of aliens obliged to depart from the Republic of Lithuania, by nationality

Nationality	Number of aliens				
	2004	2005	2006	2007	2008
European States, including:	435	865	794	593	542
- Belarus	68	184	125	141	140
- Russia	229	465	372	202	143
- Ukraine	76	110	169	142	130
North America States	21	15	9	5	4
Central & South America States	1	7	4	9	-
Australia and Oceania States	2	-	-	2	1
African States	6	13	7	11	5
Asian States, including:	95	116	176	277	206
- Kazakhstan	48	33	60	80	52
Stateless	9	8	12	1	1
Total:	569	1 024	1 002	898	759

Source: Data of the Migration Department under MoI of the period of 2004, data of Migration Services of the period of 2005–2006, data of Migration Services and of the State Border Guard Service under MoI of the period of 2007–2008.

12.9. Number of aliens expelled from the Republic of Lithuania, by nationality

Nationality	Number of aliens				
	2004	2005	2006	2007	2008
European States, including:	136	148	123	103	98
- Belarus	43	38	26	35	34
- Russia	49	53	32	38	29
- Ukraine	20	22	9	12	10
North America States	1	-	-	-	-
Central & South America States	-	-	-	-	3
African States	24	7	1	14	9
Asian States	37	22	23	19	13
Stateless	8	12	2	1	-
Total:	206	189	149	147	123

13. Representation in Court sessions and meetings of the Supreme Commission on Administrative disputes

13.1. Data on representation in Court sessions within the competence of the Migration Department in 2008, by nationality of persons that have lodged complaints (applications)

Nationality	Participation in Court sessions			Decisions of the Migration Department left to stay in force			Decisions passed to revoke the decision of the Migration Department / Regional Administrative Court and the case is passed to the Migration Department / Regional Administrative Court for new hearing			Decisions passed to revoke the decision of the Migration Department		
	VRAC *	LSAC **	Total	VRAC *	LSAC **	Total	VRAC *	LSAC **	Total	VRAC *	LSAC **	Total
Stateless	1	2	3	1	2	3						
Angola	1	1	2	1	1	2						
Armenia	2		2	2		2						
Belarus	2	1	3	2	1	3						
Egypt	2		2	1		1						
Ethiopia		3	3	1	2	3						
Ghana		1	1		1	1						
Georgia	1		1	1		1						
Israel	2	2	4	1		1		1	1	1	1	2
USA	6	1	7	3	1	4						
China	4	1	5	4	1	5						
Cuba	2	1	3	2	1	3						
Democratic Republic of Congo	3		3	3		3						
Liberia	1	1	2		1	1	1		1			
Nepal	4	3	7	3	2/1**	5/1**	1	1	2			
Nigeria	1	1	2	1	1	2						
Russia	30	14	44	26	7/3**	33/3**	1	5	6	1	1	2
Pakistan	4	2	6	4	2	6						
Republic of South Africa		4	4		2	2						
Turkey	1		1				1					
Ukraine	3	1	4	3	1	4						
Uzbekistan	2		2	2		2						
Vietnam	4		4	4		4						
Total:	76	39	115	65	26/4**	91/4**	4	7	10	2	2	4

* Trials are suspended due to the judgement of the Vilnius Regional Administrative Court (VRAC).

** Trials are suspended due to the judgement of the Supreme Administrative Court of Lithuania (LSAC).

13.2. Data on participation in Court sessions and meetings of the Supreme Commission on Administrative disputes within the competence of the Migration Department in 2008, by content of complaints (applications)

Subject of the complaint (application)	Vilnius Regional Administrative Court			The Supreme Administrative Court		
	Decision of the Migration Department is left to stay in force	Decision of the Migration Department is partially revoked and (or) the application is passed for new examination	Decision of the Migration Department is revoked	Decision of the Migration Department is left to stay in force	Decision (Judgement) of the Court / Migration Department is revoked and the case is passed to the Court / Migration Department for new examination	Decision of the Migration Department is revoked
1. Regarding a decision concerning the citizenship of the Republic of Lithuania	3			4	1	
2. Regarding refusal to issue a nacional visa	1		1			
3. Regarding revoking of the decision to expel an alien from the Republic of Lithuania	1		2			2
4. Regarding refusal to issue a permanant residence permit and lodging of an application of the Migration Department to Court for expulsion of an alien			1		1	
5. Regarding the announcement of invalidity of the passport of the Republic of Lithuania	1					
6. Regarding not granting asylum	39	7		28	1	
Total:	45	7	4	32	3	2

13.3. Data on representation in Court sessions on Administrative disputes within the competence of the Migration Department in 2008, by content of complaints (applications)

Subject of the complaint (application)	Courts of General Competence		Regional Administrative Courts		Supreme Administrative Court	Total	
	Notices supported/ applications satisfied/ judgements left in force	Notices not supported/ applications not satisfied/ judgements revoked	Judgement is left in force	Judgement revoked / applications rejected	Judgement is left in force	Judgement is left in force	Judgement revoked / applications not satisfied
1. Bringing actions before a Court regarding accommodation of an alien in the Aliens' Registration Centre	3					3	
2. Regarding establishment of facts of legal significance	21					21	
3. Regarding application of administrative penalty	1	1				1	1
4. Other issues			2	1	1	3	1
Total:	25	1	2	1	1	28	2

Source: Migration Services.

14. Consular Fee, State Duty and Fines

14.1. Collection of the Consular fee for the issue of visas and other documents (thous. LTL)

Name of the object of the Consular fee	2004	2005	2006	2007	2008
For the issue of a visa	18 622,6	14 026,2	16 090,5	25 129,2	28 454,9
For the issue of a facilitated transit document	53,4	78,1	18,5	58,2	94,5
For other consular services	796,8	1 986,7	1 573,8	2 181,0	3 460,6
Total:	19 472,8	16 091,0	17 682,8	27 368,4	32 010,0

Source: the Consular Department of the Ministry of Foreign Affairs of the Republic of Lithuania.

14.2. Collection of State duty (thous. LTL)

Object of the duty	Surinkta valstybės rinkliavos				
	2004	2005	2006	2007	2008
Issue/replacement of a personal identity card	2 717,5	2 358,1	2 417,9	2 089,0	3 101,1
Issue/replacement of a passport	13 174,7	11 419,8	11 241,4	10 830,2	23 849,1
Issue of the certificate of retaining of the right to Lithuanian citizenship	5,7	0,6	0,7	2,6	2,7
Issue of a temporary certificate	19,0	21,2	15,6	15,6	0,2
Issue of the certificate of declaration of the place of residence	542,4	496,2	480,9	203,5	-
Issue/replacement of a permanent residence permit	440,4	338,5	204,8	200,1	426,4
Issue/replacement of a temporary residence permit and issue/renewal of an EC residence permit	1 451,0	1 239,8	1 292	1 523,9	2 856,2
Issue of a visa of the Republic of Lithuania, extension of the period of validity	210,3	208,4	334,3	392,4	350,0
For issue / replacement / renewal of a stateless person's travel document	15,2	15,5	30,1	38,2	54,4
For issue of an invitation to a natural / legal person	557,9	694,5	661,4	841,9	245,4
For issue / replacement / renewal of a refugee's travel document	0,2	0,2	0,6	0,4	0,4
For issue / replacement / renewal of alien's passport	0,2	4,3	2,1	2,0	5,0
For other services	32,3	80,2	164,9	50,5	18,6
Total:	19 166,8	16 877,3	16 846,7	16 190,3	30 909,5

Sources: the Migration Department under MoI, Migration Services, the State Border Guard Service under MoI.

14.3. Fines for Administrative offences in accordance with Articles of the Administrative Offences Code (LTL)

According to Articles of AOC	Fines paid				
	2004	2005	2006	2007	2008
200	3 268	3 620	3 930	5 965	8 445
201 ¹	-	-	-	15 810	-
201 ²	6 935	12 645	17 262	-	915
204 ¹	805	2 490	1 430	600	720
206	16 775	40 845	68 950	61 525	68 225
206 ¹	4 250	8 050	750	7 000	8 700
206 ²	3 750	7 150	8 000	3 100	4 800
206 ³	1 000	-	4 000	6 000	15 900
Total:	36 783	74 800	104 322	100 000	107 705

Source: Migration Services.