


MIGRATION DEPARTMENT
UNDER THE MINISTRY OF THE INTERIOR
OF THE REPUBLIC OF LITHUANIA



MIGRATION YEARBOOK



MIGRACIJA.LT



All Yearbooks



MIGRACIJA.LT

**MIGRATION DEPARTMENT
UNDER THE MINISTRY OF INTERIOR OF THE REPUBLIC OF
LITHUANIA**

2023 MIGRATION YEARBOOK

**Vilnius, 2023
ISSN 0000-0000**

**CONTENT**

1. GENERAL PART _____	6
2. MIGRATION OF CITIZENS OF THE REPUBLIC OF LITHUANIA AND FOREIGNERS__	14
3. PERSONAL DOCUMENTS OF CITIZENS OF THE REPUBLIC OF LITHUANIA _____	22
4. FREE MOVEMENT OF PERSONS _____	23
5. E-RESIDENT _____	30
6. VISAS _____	31
7. TEMPORARY RESIDENCE PERMITS (TRP) IN THE REPUBLIC OF LITHUANIA _____	38
8. LONG-TERM RESIDENT PERMITS OF THE REPUBLIC OF LITHUANIA _____	51
9. TRAVEL DOCUMENTS ISSUED TO FOREIGNERS _____	57
10. UKRAINIAN WAR REFUGEES IN LITHUANIA _____	59
11. ASYLUM IN THE REPUBLIC OF LITHUANIA _____	61
12. INTEGRATION _____	70
13. CONTROL OF FOREIGNERS _____	74
14. CITIZENSHIP OF THE REPUBLIC OF LITHUANIA _____	84
15. REPRESENTATION IN THE COURTS _____	99
16. CONSULAR FEE, STATE FEE AND FINES _____	100



PREFACE



In 2023, we showed leadership in the field of application of IT solutions in migration procedures. MIGRIS, the Lithuanian migration information system, the advantages of which were recognized by increasing number of Lithuanian institutions, was further developed and fascinated foreign migration experts.

Thanks to MIGRIS, this year we introduced an innovative service: the possibility to obtain a residence permit before arriving in Lithuania, at the customer service centers of an external service provider. This created an opportunity for employers to search for labour force even in those countries where there are no diplomatic missions of Lithuania, therefore the geographical diversity of foreigners arriving in Lithuania became much greater.

While the European Union is considering digital visas and electronic wallets, we have introduced the first digital document in the field of migration in Lithuania: a temporary residence permit issued to Ukrainian war refugees who have received temporary protection. It can be kept on the phone, and its validity can be checked on the website www.migracija.lt/e-leidimas. Through the use of NFC technology, it became possible to scan new generation ID cards by phone, through the *mCard LTU* app, and thus sign or identify oneself in electronic space without any special device – a card reader.

Due to the increased threat that the regimes of Russia and Belarus continued to pose to Lithuania, various targeted control measures of citizens of Belarus and Russia were implemented in 2023. As a result of the stricter checks of threats to state security, residence permits have not been issued or revoked for an ever-larger number of these citizens.

Last year we achieved even more records, which I invite you to discover while turning the pages of this yearbook.

I would like to thank the staff of the Migration Department and our partners for the preparation of the twentieth migration yearbook: the Ministry of Foreign Affairs, the State Border Guard Service, the Refugee Reception Center, the Department of Informatics and Communications, the State Data Agency.

Director of the Migration Department
under the Ministry of Internal Affairs of the Republic of Lithuania

Evelina Gudzinskaitė



LIST OF ABBREVIATIONS AND ACRONYMS USED IN THE PUBLICATION

EU – European Union

EU temporary residence permit card – temporary residence permit card of a family member of a Union citizen

EU permanent residence card – permanent residence permit card of a family member of a Union citizen

Temporary certificate – certificate of the right of a citizen of a European Union Member State to temporarily reside in the Republic of Lithuania

TRP – temporary residence permit in the Republic of Lithuania

TRL – residence permit of a long-term resident of the Republic of Lithuania in the European Union (permanent residence permit)

SACL – Supreme Administrative Court of Lithuania

Migration Department – Migration Department under the Ministry of Internal Affairs of the Republic of Lithuania

MIGRIS – Lithuanian migration information system

Permanent certificate – certificate of the right of a citizen of a European Union Member State to reside permanently in the Republic of Lithuania

Status certificate – certificate of a foreigner participating in international operations, exercises and other events, as well as a dependent

STD – simplified transit document

STGD – simplified transit by rail document

Law – Law on the Legal Status of Foreigners of the Republic of Lithuania

Foreigners' Registration Center – Foreigners' Registration Center of the State Border Guard Service under the Ministry of Internal Affairs of the Republic of Lithuania

Foreigner – a person who is not a citizen of the Republic of Lithuania, regardless of whether he/she has the citizenship of another foreign country or does not have any

VRAC – Vilnius Regional Administrative Court



1. GENERAL PART

1.1. The most important events in 2023 in the areas of free movement of persons, visas, migration, asylum, citizenship, issuance of documents confirming personal identity and citizenship, integration of foreigners

1.2. Number of foreigners residing in the Republic of Lithuania at the beginning of 2024

1.3. Number of foreigners residing in the Republic of Lithuania by citizenship at the beginning of 2024

1.4. Number of foreigners residing in the Republic of Lithuania by municipalities at the beginning of 2024



1.1. The most important events in 2023 in the areas of free movement of persons, visas, migration, asylum, citizenship, issuance of documents confirming personal identity and citizenship, integration of foreigners

Citizenship

On 3 February, amendments to Government Resolution No. 280 of 3 April 2013 “On the Implementation of the Law on Citizenship of the Republic of Lithuania” entered into force, according to which the deadline for submitting documents confirming that a citizen of the Republic of Lithuania who has acquired the citizenship of another state has the right to multiple citizenship was shortened from 6 up to 3 months, the procedure for publishing orders of the Minister of Internal Affairs regarding the restoration and loss of citizenship of the Republic of Lithuania in the Register of Legal Acts has been renewed.

On 1 June, amendments to the Law of the Republic of Lithuania on the loss of citizenship of the Republic of Lithuania entered into force, according to which the citizenship of the Republic of Lithuania is lost if a person who acquired the citizenship of the Republic of Lithuania by way of exception, while also being a citizen of another state, by his/her actions threatens the security interests of the Republic of Lithuania, publicly represents support for a state that poses a threat to the security interests of the Republic of Lithuania and/or other European Union Member States and/or their allies.

On 30 June, the amendments to the Government Resolution “Regarding the transfer of persons from Ukraine to the Republic of Lithuania” entered into force, by which the deadline for accepting applications for the granting of transferable person status was extended until 30 June 2024.

On 26 August, amendments to Resolution No. 280 of the Government of the Republic of Lithuania of 3 April 2013 “On the Implementation of the Law on Citizenship of the Republic of Lithuania” entered into force, related to the application of the requirement for legalization or confirmation of documents (*Apostille*), strengthening of prevention and control of the granting of citizenship based on forged documents of personal origin.

On 1 December, amendments to the Law on Citizenship of the Republic of Lithuania entered into force, which gave the right to persons who have reached the age of majority, who acquired the citizenship of the Republic of Lithuania by birth and the citizenship of another state between 11 March 1990 and 22 July 2008, to submit an application to be considered citizens of the Republic of Lithuania, preserving the existing citizenship of another state.

Personal documents

On 20 June, taking into account the fact that it is possible to order a passport on the same day, the changes to the description of the procedure for issuing a personal identity card and passport, approved by Order No. 1V-200/V-62 of the Minister of the Interior and the Minister of Foreign Affairs of 19 March 2015 came into force, according to which the issuance of the passport within 1 working day was refused.

The electronic signature creation devices integrated in personal identity cards issued **from 1 July** are valid for five years.

On 8 August, the Migration Department implemented a pilot project of a new mobile service – citizens came to the **Sužionys** Eldership to order personal documents at a pre-agreed time. This service differs from the usual mobile service in that the employees of the Migration Department did not go to the clients’ homes, and in order to save time and human resources and to provide the service to all the persons who ordered it faster, the clients were served simultaneously in the eldership.

E-resident

On 12 January, the Migration Department granted the Lithuanian e-resident status to the Minister of Digital Affairs of Taiwan and members of her delegation and issued e-resident cards.



Immigration

Amendments to the Law of the Republic of Lithuania “On the Legal Status of Foreigners” (hereinafter – Law) entered into force on **1 January**, providing for the submission of applications for temporary residence permits through an external service provider

On 1 January, the list of professions with a shortage of workers in the Republic of Lithuania by type of economic activity for the year 2023 came into force. The list includes 110 professions.

On 1 January, quotas for foreigners whose profession is included in the list of professions with a shortage of workers in the Republic of Lithuania by type of economic activity came into force. 21 600 quota units were set for the service sector, 9 100 quota units for the construction sector, 4 750 quota units for the industrial sector, 500 quota units for the agricultural sector, a total of 35 950 quota units.

Since 1 February, it has been possible to submit applications for temporary residence permits in Lithuania and to receive the produced document at the branches of the external service provider, established in 34 foreign countries.

Since 5 April, the Migration Department, in cooperation with the Center for Issuing Personal Documents at the Ministry of the Interior, has introduced additional document collection services for foreigners – it became possible to collect the produced document (residence permit in Lithuania, certificate of EU citizen’s right to reside in Lithuania or residence permit card of an EU citizen’s family member) at a different division of the Migration Department than the one where the application was submitted or to order a document delivery service via courier.

International House Klaipėda started its activities **on 1 June**. This department serves highly qualified specialists, businessmen, citizens of the European Union and their family members.

Since 1 July, it became possible to submit applications for the issuance of a national visa and receive an issued visa at the branches of an external service provider established in 34 foreign countries.

On 1 July, the amendments to the Law entered into force, providing that only the Department of Migration handles the acceptance, examination and decision-making of applications for the issuance of a national visa.

On 1 July, Order No. 1V-401 of the Minister of the Interior of 29 June 2023 “On the Approval of the Description of the Procedure for Issuing a National Visa” entered into force, establishing the procedures for submitting documents for obtaining a national visa, conducting consultations, issuing or refusing to issue a national visa, cancelling and revocation of a national visa order. The description provides the basics of issuing a national visa, the procedure for submitting applications through an external service provider.

On 28 July, amendments to Government Resolution No. 1458 of 15 December 2000 “On the Approval of the List of Specific State Fee Amounts and State Fee Payment and Refund Rules” regarding the state fee amounts charged for the services provided by the Migration Department came into effect.

On 10 August, the provisions of the Description of the Procedure for Issuing a Temporary Residence Permit to Foreigners in the Republic of Lithuania, approved by order of the Minister of the Interior, entered into force, detailing the procedure for submitting applications through an external service provider, providing for the possibility to specify another person who may be granted a temporary residence permit when booking a visit from the MIGRIS account, as well as providing for informing the employer upon withdrawal of a temporary residence permit issued on the basis of work.

Since September, foreigners who have lost their temporary residence permits in Lithuania can re-register the lost documents at the branches of the external service provider, established in 34 foreign countries.

On 28 November, the quota was supplemented by determining that 25 100 quota units are allocated to the service sector in 2023, 9 800 quota units to the construction sector, 5 050 quota units to the industrial sector, 300 quota units to the agricultural sector, a total of 40 250 quota units are allocated in 2023.



War refugees from Ukraine

On 18 January 18, digital temporary residence permits began to be issued to Ukrainian war refugees who were granted temporary protection. After the development and implementation of technical solutions, digital permits replaced the previously issued plastic temporary residence permit cards. Checking the authenticity and validity of the digital temporary residence permit is possible on the website of the Migration Department at www.migracija.lt/e-leidimas.

On May 8, the registration center for Ukrainian war refugees in Alytus was closed (the last of the registration centers established in 2022). Since 25 February 2022, 10 707 persons applied to the Alytus registration center, 5 722 war refugees temporarily resided here. The registration center provided registration, temporary accommodation, social services and consultations on employment and other issues. 550 volunteers worked here, more than 4 thousand people volunteered in shifts.

On October 19, the EU Council adopted an implementation decision on the extension of temporary protection until 4 March 2025.

On December 19, amendments to Resolution No. 224 of the Government of the Republic of Lithuania dated 16 March 2022 “On granting temporary protection to foreigners in the Republic of Lithuania”, providing for the extension of temporary protection to Ukrainian war refugees until 4 March 2025, came into force.

Asylum

On May 3, amendments to the Law entered into force, according to which in cases of martial law, state of emergency, as well as when an emergency situation is declared due to a massive influx of foreigners, a foreigner in the Republic of Lithuania can apply for asylum to the Migration Department (the requirement that the foreigner must have legally arrived in Lithuania was waived). It has been clarified that the State Border Guard Service temporarily accommodates foreigners without giving them the right to move freely in the territory of the Republic of Lithuania, by decision of the Migration Department.

On May 10, changes to the Description of the Procedure for Granting and Cancelling Asylum, approved by order of the Minister of the Interior, came into force, which clarified the procedural provisions – foreigners were given the opportunity to appeal the decisions of the Migration Department regarding their accommodation using state-guaranteed legal aid.

On September 30, the RECAMAS development project of the Lithuanian Migration Information System (MIGRIS), financed by Frontex funds, was completed. During the project, an accommodation module for foreigners was created for the employees of the State Border Guard Service under the Ministry of the Interior of the Republic of Lithuania and the Refugee Reception Center. The MIGRIS accommodation module is intended for the creation and administration of accommodation places for foreigners (illegal migrants and asylum seekers), management of accommodation flows of foreigners and identification of accommodation needs, input, search and analysis of information about accommodated foreigners.

On 30 December, the changes to the Law entered into force, which were adopted after the ruling of the Constitutional Court on 07-06-2023, which provide that when making a decision on the accommodation of an asylum seeker, it must be assessed whether there are any individual circumstances related to the asylum seeker’s age, state of health, family situation, or other individual circumstances that could not limit the asylum seeker’s right to move freely in the territory of the Republic of Lithuania.

Transfers to the Republic of Lithuania

On 27 November, 5 asylum seekers from the Republic of Italy were transferred to Lithuania – 2 citizens of Mali, 3 citizens of South Sudan, all adult men.



Relocation of foreigners

On 8 February, Order No. 1V-45 of the Minister of Internal Affairs of 7 February 2023 “On foreigners who are transferred to work in the Republic of Lithuania” entered into force, which provides that relocation is possible only from companies from Belarus (not Russia), stipulates the validity period of mediation letters provided by the Ministry of Economy and Innovation (6 months), details the content of mediation letters.

Control of foreigners

On April 25, in implementation of the provisions of the Law on International Sanctions, the Order No. 3K-110 of the he/she Director of the Migration Department “On Approval of the Description of the Procedure for Ensuring the Implementation of the International Sanctions Assigned to the Competence of the Migration Department under the Ministry of Internal Affairs of the Republic of Lithuania” was adopted. It provides the requirements for the application to apply an exception to international sanctions, the procedure for making a decision on such an application.

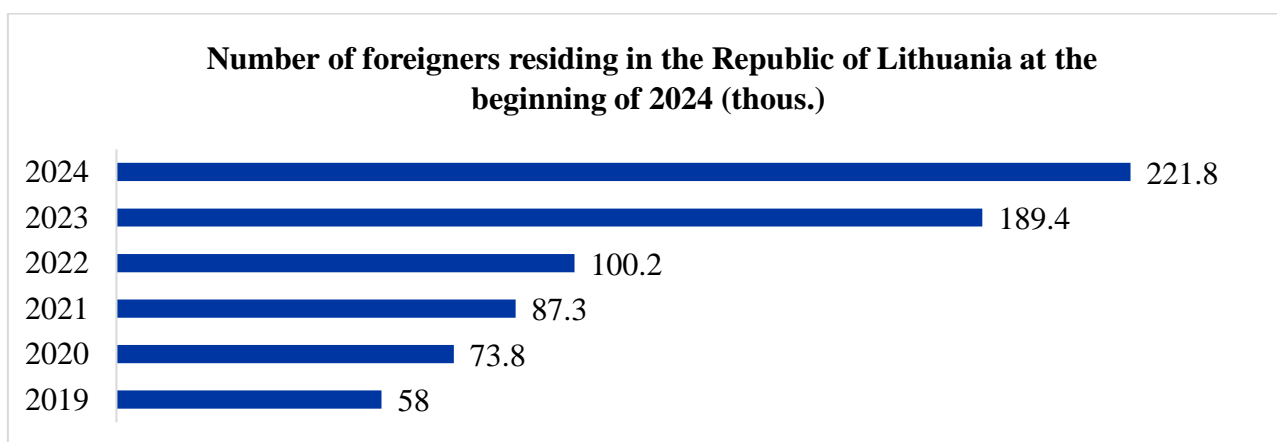
On 3 May, the Law of the Republic of Lithuania on Limiting Measures Regarding Military Aggression Against Ukraine entered into force (valid until 2 May 2024). In certain cases, this law has suspended the acceptance of visa applications from citizens of Russia and Belarus at the visa services of the Republic of Lithuania abroad, the acceptance of applications for the issuance of national visas through an external service provider abroad, the acceptance of applications for the granting of e-resident status of the Republic of Lithuania, the acceptance of applications of Russian citizens for the issuance of a temporary residence permit in the Republic of Lithuania. It is also established by law that the movement of Russian citizens across the external border of the European Union to the territory of the Republic of Lithuania is subject to an individual additional detailed check.

1.2. Number of foreigners residing in the Republic of Lithuania at the beginning of 2024 (thousands)

	2019	2020	2021	2022	2023	2024
Number of residents, among them:	2 794.0	2 794.3	2 795.2	2 806.0	2 860.0	2 886.5
- foreigners	58.0	73.8	87.3	100.2	189.4	221.8
Total share of the population consisting of foreigners, percent	2.08	2.64	3.12	3.57	6.62	7.69

Sources:

1. Data of the State Data Agency on the population of the Republic of Lithuania.
2. Data from the Population Register and the Aliens' Register about the number of foreigners in the Republic of Lithuania.





1.3. Number of foreigners residing in the Republic of Lithuania by citizenship at the beginning of 2024

Citizenship	Number	Citizenship	Number	Citizenship	Number
Afghanistan	342	Guinea	2	Panama	5
Albania	117	Haiti	1	Paraguay	3
Algeria	81	Honduras	16	Peru	37
Andorra	3	Hong Kong	2	Philippines	487
Angola	4	Hungary	73	Poland	794
Antigua	1	Iceland	36	Portugal	176
Argentina	48	India	4 668	Republic of the Congo	5
Armenia	459	Indonesia	53	Romania	465
Australia	73	Iran	321	Russia	15 888
Austria	37	Iraq	65	Rwanda	11
Azerbaijan	3 833	Ireland	123	Salvador	8
Bahrain	2	Israel	730	Saudi Arabia	4
Bangladesh	379	Italy	612	Senegal	3
Belarus	62 165	Ivory Coast	7	Serbia	62
Belgium	116	Jamaica	4	Sierra Leone	1
Belize	1	Japan	66	Singapore	7
Benin	2	Jordan	40	Slovakia	56
Bhutan	1	Kazakhstan	3 116	Slovenia	15
Bolivia	5	Kenya	44	Somalia	10
Bosnia and Herzegovina	9	Kosovo	10	South Africa	41
Botswana	2	Kyrgyzstan	6 205	South Korea	39
Brazil	147	Laos	2	South Sudan	8
Bulgaria	203	Latvia	1 259	Spain	378
Burundi	4	Lebanon	206	Sri Lanka	346
Cambodia	10	Lesotho	1	St. Christopher's	1
Cameroon	322	Liberia	6	St. Vincent	1
Canada	123	Libya	10	Stateless	2 283
Chile	16	Liechtenstein	1	Sudan	16
China	417	Luxembourg	3	Sweden	349
Colombia	92	Madagascar	7	Switzerland	38
Comoros	1	Malawi	2	Syria	364
Costa Rica	14	Malaysia	17	Taiwan	15
Croatia	43	Maldives	1	Tajikistan	5 701
Cuba	17	Malta	24	Tanzania	4
Cyprus	49	Mauritius	6	Thailand	132
Czech Republic	32	Mexico	145	Togo	4



Citizenship	Number	Citizenship	Number	Citizenship	Number
Democratic Republic of Congo	31	Moldova	1 361	Trinidad and Tobago	4
Denmark	154	Mongolia	12	Tunisia	57
Dominica	3	Montenegro	14	Turkey	1 915
Dominican Republic	2	Morocco	213	Turkmenistan	46
Ecuador	21	Mozambique	3	Uganda	18
Egypt	327	Myanmar	5	Ukraine	86 352
Eritrea	54	Namibia	6	United Kingdom	818
Estonia	176	Nepal	234	Uruguay	5
Ethiopia	7	Netherlands	209	USA	792
Finland	133	New Zealand	24	Uzbekistan	8 253
France	486	Nicaragua	4	Vanuatu	4
Gambia	2	Nigeria	641	Venezuela	93
Georgia	2 019	North Macedonia	29	Vietnam	249
Germany	902	Norway	129	Yemen	22
Ghana	121	Oman	3	Zambia	3
Greece	97	Pakistan	926	Zimbabwe	41
Guatemala	6	Palestine	11	Total	221 848

Source. Data from the Population Register and the Aliens' Register.

1.4. Number of foreigners residing in the Republic of Lithuania by municipalities at the beginning of 2024

Municipality	Number of foreigners	Municipality	Number of foreigners
Alytus county	3 011	Šiauliai County	19 976
Alytus city	1 335	Šiauliai city	17 011
Alytus district	279	Akmenė district	564
Druskininkai	1 029	Joniškis district	126
Lazdijai district	116	Kelmė district	154
Varėna district	252	Pakruojis district	160
Kaunas county	28 529	Radviliškis district	1443
Kaunas city	18 401	Šiauliai district	518
Birštonas	121	Tauragė County	3 806
Jonava district	1 031	Taurage district	1190
Kaišiadorys district	433	Jurbarkas district	2386
Kaunas district	6 309	Pagėgiai	116
Kėdainiai district	1 578	Šilalė district	114
Prienai district	312	Telšiai county	3 790
Raseiniai district	344	Telšiai district	558
Klaipėda county	25 192	Mažeikiai district	2 403



Klaipėda city	17,307	Plungė district	743
Klaipėda district	5266	Rietavas	86
Kretinga district	457	Utena county	7 273
Neringa	205	Utena district	4 434
Palanga	986	Anyškėiai district	414
Skuodas district	96	Ignalina district	193
Šilutė district	875	Molėtai district	195
Marijampole county	3 210	Visaginas	1,850
Marijampolė	2,233	Zarasai district	187
Kalvarija	230	Vilnius county	77 784
Kazlų Rūda	146	Vilnius city	60 951
Šakiai district	230	Elektrėnai	3 128
Vilkaviškis district	371	Šalčininkai district	2 008
Panevėžys county	4 159	Širvintai district	197
Panevėžys city	2690	Švenčionys district	448
Biržai district	329	Trakai district	3 499
Kupiškis district	263	Ukmergė district	846
Panevėžys district	296	Vilnius district	6 707
Pasvalys district	219	Total	176 730
Rokiškis district	362		

Note. The table includes data on foreigners whose place of residence is declared in the Republic of Lithuania. 45,118 foreigners who have not declared their place of residence in the Republic of Lithuania are not included.



2. MIGRATION OF CITIZENS OF THE REPUBLIC OF LITHUANIA AND FOREIGNERS

[2.1. Number of citizens of the Republic of Lithuania and foreigners who came to reside in the Republic of Lithuania by country in 2023](#)

[2.2. Number of foreigners who came to reside in the Republic of Lithuania by citizenship in 2023](#)

[2.3. Number of citizens of the Republic of Lithuania and foreigners who went to reside in foreign countries by country in 2023](#)

[2.4. Number of persons who went to reside in foreign countries by citizenship in 2023](#)

[2.5. Arrival, departure and net international migration of citizens and foreigners of the Republic of Lithuania](#)



2.1. Number of citizens of the Republic of Lithuania and foreigners who came to reside in the Republic of Lithuania by country in 2023

State from which persons came	Total	Citizens of the Republic of Lithuania	Foreigners	State from which persons came	Total	Citizens of the Republic of Lithuania	Foreigners
Afghanistan	8	*	*	Madagascar	4	-	4
Albania	36	*	*	Malaysia	11	5	6
Algeria	25	-	25	Malta	46	36	10
Angola	6	3	3	Mexico	41	12	29
Argentina	21	10	11	Moldova	396	1	1
Armenia	70	3	67	Mongolia	6	-	6
Australia	108	89	19	Montenegro	11	-	11
Austria	44	39	5	Morocco	106	-	106
Azerbaijan	1 739	*	*	Nepal	104	*	*
Bahrain	4	*	*	Netherlands	792	763	29
Bangladesh	173	*	*	New Zealand	27	*	*
Belarus	15 817	150	15 667	Nigeria	96	3	93
Belgium	123	109	14	Norway	2 076	2 064	12
Brazil	64	13	51	Oman	7	-	7
Bulgaria	42	7	35	Other states	91	34	57
Cameroon	70	-	70	Pakistan	302	-	302
Canada	121	98	23	Peru	10	*	*
Chile	9	5	4	Philippines	222	*	*
China	65	15	50	Poland	188	62	126
Colombia	29	*	*	Portugal	47	29	18
Croatia	14	4	10	Qatar	8	4	4
Cuba	8	-	8	Romania	89	11	78
Cyprus	63	50	13	Russia	2 037	362	1 675
Czech Republic	28	22	6	Rwanda	4	-	4
Democratic Republic of Congo	6	*	*	Saudi Arabia	19	9	10
Denmark	723	705	18	Serbia	20	-	20
Egypt	94	14	80	Singapore	5	*	*
Estonia	57	18	39	South Africa	20	11	9
Finland	117	104	13	South Korea	26	12	14
France	147	109	38	Spain	453	393	60
Georgia	809	10	799	Sri Lanka	238	-	238
Germany	1 565	1 439	126	Sudan	7	-	7
Ghana	52	-	52	Sweden	744	697	47
Greece	51	37	14	Switzerland	97	89	8
Honduras	4	-	4	Syrian Arab Republic	12	-	12
Hungary	25	8	17	Taiwan	13	8	5

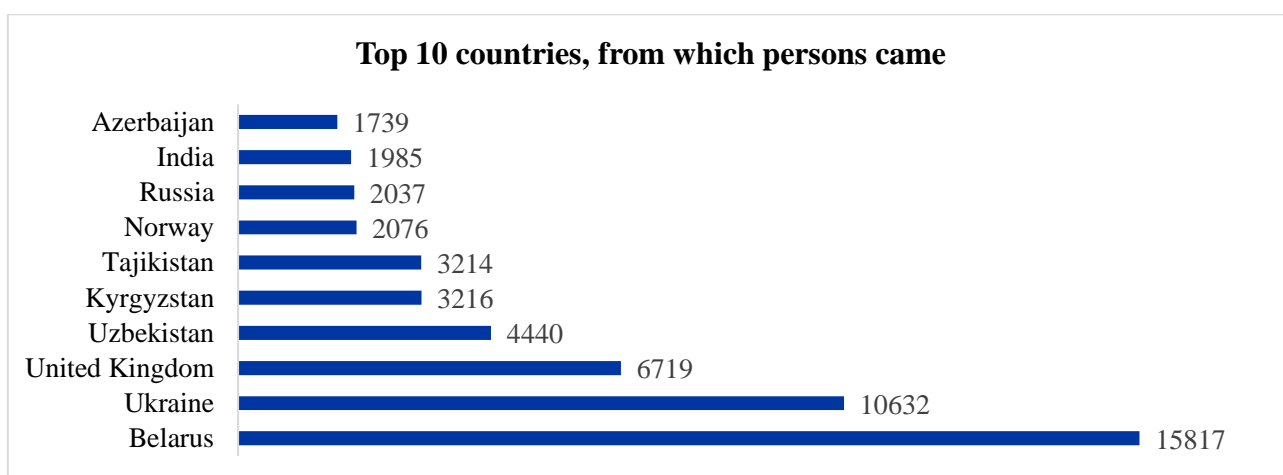


State from which persons came	Total	Citizens of the Republic of Lithuania	Foreigners	State from which persons came	Total	Citizens of the Republic of Lithuania	Foreigners
Iceland	203	200	3	Tajikistan	3 214	-	3 214
India	1 985	17	1 968	Thailand	52	23	29
Indonesia	21	8	13	Tunisia	10	*	*
Iran	70	-	70	Turkey	865	52	813
Iraq	9	*	*	Turkmenistan	22	*	*
Ireland	1 228	1 210	18	Uganda	10	*	*
Israel	144	31	113	Ukraine	10 632	68	10 564
Italy	155	104	51	United Arab Emirates	554	39	515
Japan	40	24	16	United Kingdom	6 719	6 581	138
Jordan	15	*	*	USA	612	500	112
Kazakhstan	1 600	14	1 586	Uzbekistan	4 440	*	*
Kenya	18	3	15	Venezuela	24	*	*
Kyrgyzstan	3 216	-	3 216	Vietnam	68	5	63
Latvia	188	59	129	Zimbabwe	16	*	*
Lebanon	46	4	42	Total	66 920	16 695	50 225
Luxembourg	32	*	*				

Source. Data from the State Data Agency.

Note. The number of persons who have arrived is determined based on their intention to renew their permanent place of residence (country) for a period of at least 12 months. The number of persons who have arrived includes persons who have arrived in the Republic of Lithuania with a temporary residence permit in the Republic of Lithuania for at least one year. The source of the definition is the meta information data of the indicator "International migration" of the Official Statistics Portal of the State Data Agency.

* According to the regulations of the State Data Agency, the data cannot be displayed.



2.2. Number of foreigners who came to reside in the Republic of Lithuania by citizenship in 2023

Citizenship	Number of persons	Citizenship	Number of persons
Afghanistan	12	Macedonia	3
Albania	35	Madagascar	4
Algeria	28	Malaysia	4



Citizenship	Number of persons	Citizenship	Number of persons
Angola	3	Malta	7
Argentina	9	Mexico	29
Armenia	68	Moldova	399
Australia	14	Mongolia	6
Austria	6	Montenegro	5
Azerbaijan	1 743	Morocco	107
Bangladesh	176	Myanmar	3
Belarus	15 675	Nepal	111
Belgium	13	Netherlands	22
Brazil	57	New Zealand	6
Bulgaria	36	Nigeria	112
Cameroon	76	Other states	82
Canada	28	Pakistan	378
Chile	4	Palestine	4
China	53	Peru	10
Colombia	33	Philippines	230
Croatia	9	Poland	92
Cuba	8	Portugal	18
Cyprus	3	Republic of South Africa	8
Czech Republic	3	Romania	98
Democratic Republic of Congo	5	Russia	1 744
Denmark	15	Rwanda	5
Egypt	82	Salvador	3
Estonia	21	Serbia	14
Finland	13	Slovakia	6
France	35	South Korea	13
Georgia	787	Spain	49
Germany	109	Sri Lanka	245
Ghana	52	Sudan	8
Greece	10	Sweden	46
Honduras	4	Switzerland	6
Hungary	12	Syrian Arab Republic	22
Iceland	3	Taiwan	5
India	2 392	Tajikistan	3 207
Indonesia	14	Thailand	29
Iran	78	Tunisia	10
Iraq	10	Turkey	783
Ireland	17	Turkmenistan	22
Israel	123	Uganda	10
Italy	53	Ukraine	10 539
Japan	15	United Kingdom	111
Jordan	11	USA	116
Kazakhstan	1 594	Uzbekistan	4 440
Kenya	17	Venezuela	22
Kyrgyzstan	3 227	Vietnam	64




Citizenship	Number of persons	Citizenship	Number of persons
Latvia	118	Zimbabwe	13
Lebanon	43	Total	50 225
Libya	3		

Source. Data from the Population Register and the Aliens' Register.

Note. The number of persons who have arrived is determined based on their intention to renew their permanent place of residence (country) for a period of at least 12 months. The number of persons who have arrived includes persons who have arrived in the Republic of Lithuania with a temporary residence permit in the Republic of Lithuania for at least one year. The source of the definition is the meta information data of the indicator "International migration" of the Official Statistics Portal of the State Data Agency.

* According to the regulations of the State Data Agency, the data cannot be displayed.

Number of foreigners who came to reside in the Republic of Lithuania by citizenship in 2023 (TOP 10)



2.3. Number of citizens of the Republic of Lithuania and foreigners who went to reside in foreign countries by country in 2023

Country to which the persons left	Total	Citizens of the Republic of Lithuania	Foreigners	The country to which the persons left	Total	Citizens of the Republic of Lithuania	Foreigners
Albania	8	*	*	Malaysia	5	5	-
Argentina	9	5	4	Malta	20	20	-
Armenia	17	5	12	Mexico	26	9	17
Australia	163	*	*	Moldova	60	-	60
Austria	69	*	*	Monaco	5	5	-
Azerbaijan	69	*	*	Morocco	5	*	*
Bangladesh	8	-	8	Nepal	8	*	*
Belarus	1 817	55	1 762	Netherlands	798	783	15
Belgium	123	118	5	New Zealand	77	77	-
Brazil	9	5	4	Nigeria	17	*	*
Bulgaria	20	15	5	Norway	1 368	1 348	20
Cameroon	9	-	9	Other states	76	52	24
Canada	118	104	14	Pakistan	8	-	8
China	22	19	3	Philippines	16	5	11
Colombia	7	*	*	Poland	142	75	67
Cyprus	79	62	17	Portugal	61	58	3
Czech Republic	21	*	*	Qatar	7	7	0

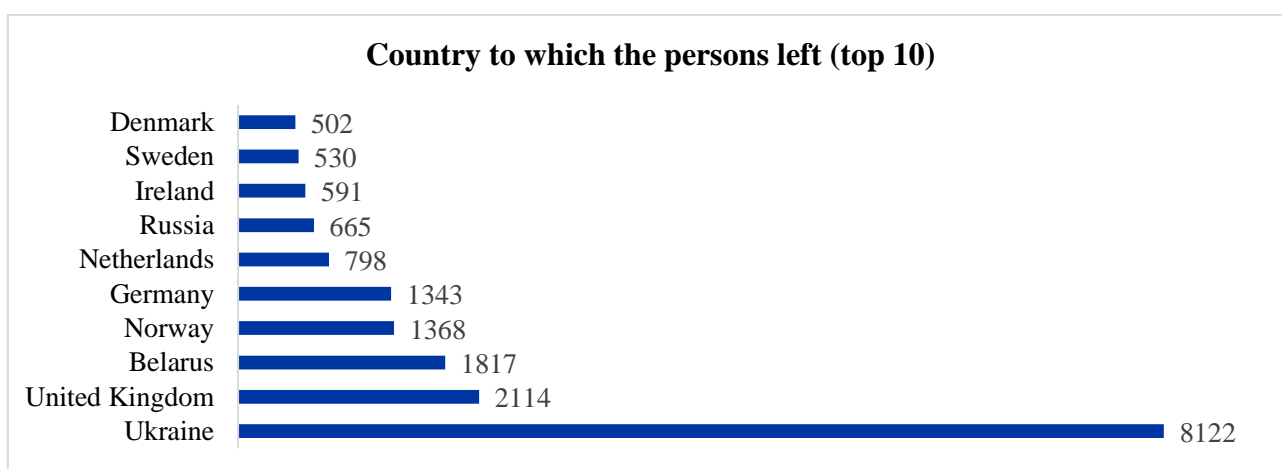


Country to which the persons left	Total	Citizens of the Republic of Lithuania	Foreigners	The country to which the persons left	Total	Citizens of the Republic of Lithuania	Foreigners
Denmark	502	499	3	Russia	665	175	490
Ecuador	4	*	*	Saudi Arabia	7	7	-
Egypt	13	10	3	Serbia	10	*	*
Estonia	34	31	3	Singapore	11	*	*
Finland	82	76	6	Slovenia	5	5	-
France	129	112	17	South Africa	14	*	*
Georgia	105	10	95	South Korea	12	*	*
Germany	1 343	1269	74	Spain	466	442	24
Greece	29	26	3	Sweden	530	518	12
Hungary	10	*	*	Switzerland	133	*	*
Iceland	211	211	0	Taiwan	12	*	*
India	77	17	60	Tajikistan	86	-	86
Indonesia	17	13	4	Tanzania	5	5	-
Iran	7	-	7	Thailand	36	33	3
Ireland	591	576	15	Turkey	79	30	49
Israel	18	13	5	Ukraine	8 122	64	8058
Italy	143	131	12	United Arab Emirates	94	*	*
Japan	25	21	4	United Kingdom	2 114	2 095	19
Kazakhstan	77	11	66	Unknown	46	-	46
Kyrgyzstan	218	*	*	USA	426	398	28
Latvia	64	53	11	Uzbekistan	95	*	*
Lebanon	5	*	*	Vietnam	8	8	-
Luxembourg	39	*	*	Total	21 986	10 276	11 710

Note. The table includes citizens of the Republic of Lithuania and foreigners who went to reside for a period longer than 6 months.

Source. Data from the State Data Agency.

* According to the regulations of the State Data Agency, the data cannot be displayed.






2.4. Number of foreigners who went to reside in foreign countries by citizenship in 2023

Citizenship	Number of persons	Citizenship	Number of persons	Citizenship	Number of persons
Albania	6	India	64	Pakistan	8
Argentina	3	Indonesia	3	Philippines	11
Armenia	13	Iran	7	Poland	21
Azerbaijan	70	Ireland	5	Romania	3
Bangladesh	9	Israel	5	Russia	566
Belarus	1 821	Italy	15	Spain	15
Belgium	3	Japan	5	Sri Lanka	4
Brazil	4	Kazakhstan	63	Sweden	8
Bulgaria	4	Kyrgyzstan	215	Tajikistan	86
Cameroon	9	Latvia	7	Thailand	3
Colombia	4	Lebanon	5	Turkey	47
Cyprus	3	Mexico	17	Ukraine	8141
Denmark	5	Moldova	61	United Kingdom	10
France	18	Nepal	8	USA	19
Georgia	102	Netherlands	5	Uzbekistan	92
Germany	11	Nigeria	17	Total	11 710
Greece	3	Other states	86		

Note. The table includes citizens of the Republic of Lithuania and foreigners who went to reside for a period longer than 6 months.

Source. Data from the State Data Agency.

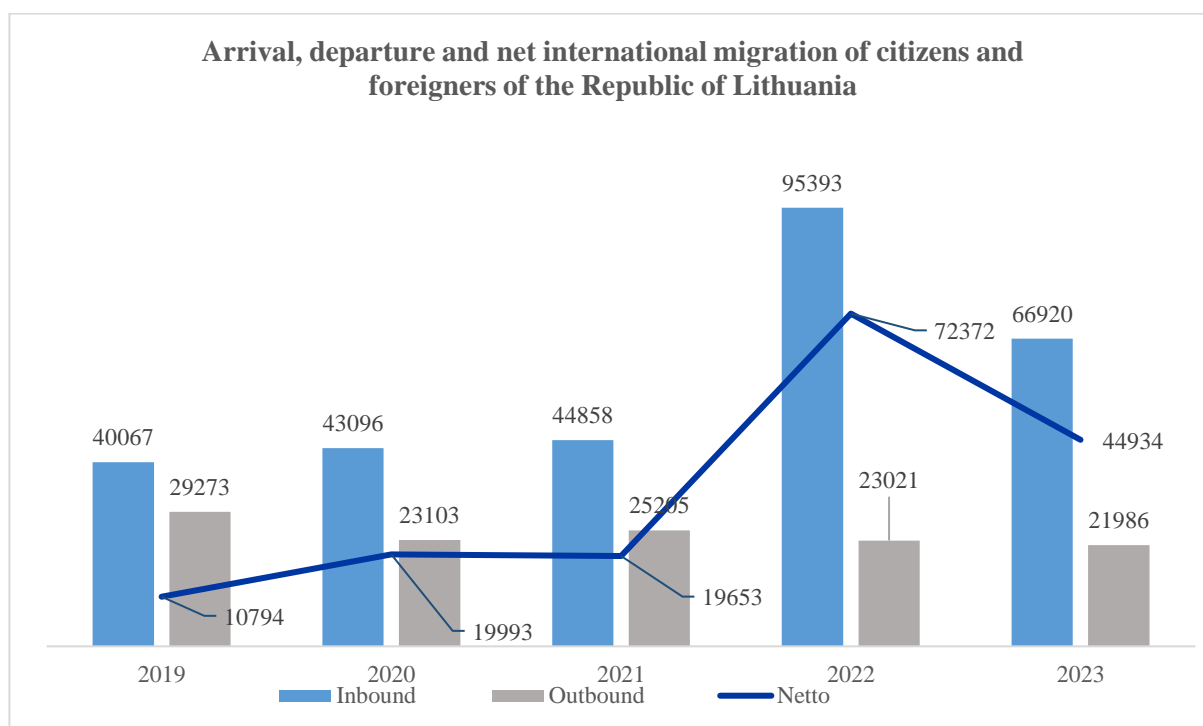
Number of foreigners who left by nationality in 2023 (top 10)





2.5. Arrival, departure and net international migration of citizens and foreigners of the Republic of Lithuania

	2019	2020	2021	2022	2023
Citizens of the Republic of Lithuania:					
- arrived	20 412	20 804	23 712	14 352	16 695
- left	24 510	15 328	18 826	12 697	10 276
- net international migration	-4 098	5 476	4 886	1 655	6 419
Foreigners:					
- arrived	19 655	22 292	21 146	81 041	50 225
- left	4 763	7 775	6 379	10 324	11 710
- net international migration	14 892	14 517	14 767	70 717	38 515
Total:					
- arrived	40 067	43 096	44 858	95 393	66 920
- left	29 273	23 103	25 205	23 021	21 986
- net international migration	10 794	19 993	19 653	72 372	44 934



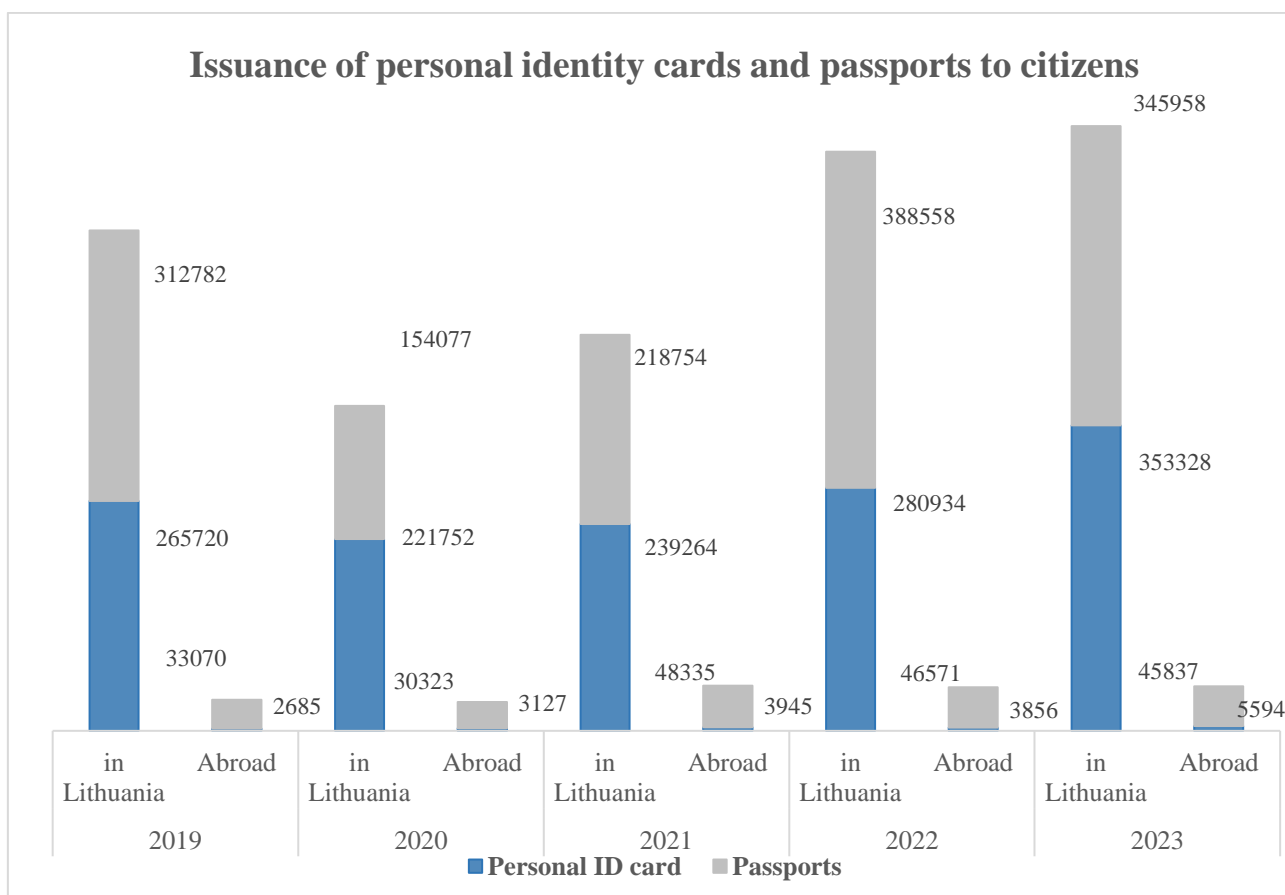


3. PERSONAL DOCUMENTS OF CITIZENS OF THE REPUBLIC OF LITHUANIA

3.1. Issuance of personal identity cards and passports to citizens

	2019	2020	2021	2022	2023
ID cards issued, of which:	268 405	224 879	243 209	284 790	358 922
in the Republic of Lithuania	265 720	221 752	239 264	280 934	353 328
in diplomatic missions and consular institutions for citizens residing in foreign countries	2 685	3 127	3 945	3 856	5 594
Passports issued, of which:	345 852	184 400	267 089	435 129	391 795
in the Republic of Lithuania	312 782	154 077	218 754	388 558	345 958
in diplomatic missions and consular institutions for citizens residing in foreign countries	33 070	30 323	48 335	46 571	45 837
Total	614 257	409 279	510 298	719 919	750 717

Source. Population Register data.





4. FREE MOVEMENT OF PERSONS

- [4.1. Number of applications to issue \(renew\) temporary certificates, decisions made and temporary certificates issued by citizenship in 2023](#)
- [4.2. Number of decisions to issue temporary certificates the basis of entry in 2023](#)
- [4.3. Number of decisions to revoke the right to temporarily reside in the Republic of Lithuania and temporary certificates according to the grounds for revocation in 2023](#)
- [4.4. Number of decisions to withdraw the right to temporary residence in the Republic of Lithuania and temporary certificates by citizenship in 2023](#)
- [4.5. Number of applications, decisions made to issue, renew or withdraw the EU temporary residence permit card by citizenship in 2023](#)
- [4.6. Number of EU temporary residence permit cards issued in 2023 by citizenship](#)
- [4.7. Number of decisions to revoke the right of a family member of an EU citizen to temporarily reside in the Republic of Lithuania according to the grounds for revocation in 2023](#)
- [4.8. Number of applications to issue \(renew\) permanent certificates, decisions made and permanent certificates issued by citizenship in 2023](#)
- [4.9. Number of applications for issuing an EU permanent residence permit card and the number of decisions made by citizenship in 2023](#)
- [4.10. Indicators of certificates and EU residence permit card procedures for 2019-2023](#)



4.1 Number of applications to issue (renew) temporary certificates, decisions made and temporary certificates issued by citizenship in 2023

Citizenship	Applications for issuing (changing) a temporary certificate submitted	Decisions made		Temporary certificates issued
		To issue a temporary certificate	To renew the temporary certificate	
Austria	13	10	-	12
Belgium	24	20	-	22
Bulgaria	71	45	1	57
Croatia	15	11	-	12
Cyprus	13	8	-	9
Czech Republic	22	11	1	19
Denmark	23	21	-	24
Estonia	44	27	-	42
Finland	27	18	-	23
France	132	81	3	113
Germany	186	139	2	172
Greece	24	11	-	15
Hungary	27	18	-	21
Iceland	6	3	-	6
Ireland			1	33
Italy	151	101	4	139
Latvia	190	139	13	193
Liechtenstein	1	-	7	1
Luxembourg	3	1	-	2
Malta	7	8	-	8
Moldova	1		-	
Netherlands	39	36	1	43
Norway	23	16	-	20
Poland	159	114	5	147
Portugal	43	24	-	30
Romania	170	126	-	145
Slovakia	18	10	-	11
Slovenia	4	1	-	2
Spain	110	76	1	102
Sweden	95	59	-	81
Switzerland	8	5	1	7
United Kingdom	5	-	-	-
Total	1 778	1 167	34	1 511

Source. Aliens' Register data.



4.2. Number of decisions to issue temporary certificates the basis of entry in 2023

Basis of arrival	Decisions made to issue temporary certificates
is an employee or self-employed person	720
has enough resources for himself/herself and his/her family members, if they come with him/her or to him/her, to reside in the Republic of Lithuania and has a valid health insurance document	407
is a student, pupil, intern, participant in qualification improvement courses or professional training, has sufficient resources for himself/herself and his/her family members, if they come with him/her or to him/her, to reside in the Republic of Lithuania and has a valid health insurance document	272
a family member of a citizen of a Member State of the European Union who comes with him/her or to him/her	95
Total	1 488

Source. Aliens' Register data.

4.3. Number of decisions to revoke the right to temporarily reside in the Republic of Lithuania and temporary certificates according to the grounds for revocation in 2023

Grounds for withdrawal	Decisions made
An EU citizen has terminated an employment contract or is no longer self-employed	14
Leaving the Republic of Lithuania to reside for a period longer than 6 months	2
Total	16

Source. Aliens' Register data.

4.4. Number of decisions to withdraw the right to temporary residence in the Republic of Lithuania and temporary certificates by citizenship in 2023

Citizenship	Decisions made	Citizenship	Decisions made
Bulgaria	2	Poland	1
Cyprus	1	Romania	1
Germany	4	Spain	2
Latvia	2	Sweden	2
Norway	1	Total	16

Source. Aliens' Register data.

4.5. Number of applications, decisions made to issue or renew the EU temporary residence permit card by citizenship in 2023

Citizenship	Applications submitted	Decisions made		
		To issue	Not to issue	To renew
Algeria	2	-	-	-
Armenia	2	1	-	-
Australia	1	1	-	-
Azerbaijan	-	2	-	-
Bangladesh	1	1	-	-
Belarus	24	35	1	-
Brazil	1	2	-	-
Cameroon	1	1	-	-
Canada	1	-	-	-



Citizenship	Applications submitted	Decisions made		
		To issue	Not to issue	To renew
Chile	1	1	1	-
China	2	3	1	1
Dominican Republic	1	-	-	-
Egypt	1	1	-	-
Gambia	1	1	-	-
Georgia	-	3	-	-
India	6	10	-	-
Iraq	-	-	-	1
Israel	4	3	-	-
Kazakhstan	4	4	-	-
Kenya	-	1	-	-
Kyrgyzstan	-	2	-	-
Lebanon	1	1	-	-
Malaysia	1	-	-	-
Mexico	4	3	-	1
Moldova	6	5	-	-
Morocco	2	1	-	-
Nicaragua	-	1	-	-
Nigeria	2	2	-	-
Pakistan	6	7	-	-
Philippines	4	7	-	-
Republic of South Africa	1	1	-	-
Russia	32	44	1	-
Stateless	-	3	-	-
Thailand	-	1	1	-
Turkey	7	5	-	-
Uganda	1	1	-	-
Ukraine	24	30	-	1
United Kingdom	7	10	-	-
USA	6	8	-	-
Uzbekistan	1	-	-	-
Venezuela	1	1	-	-
Total	159	203	5	4

Source. Aliens' Register data.

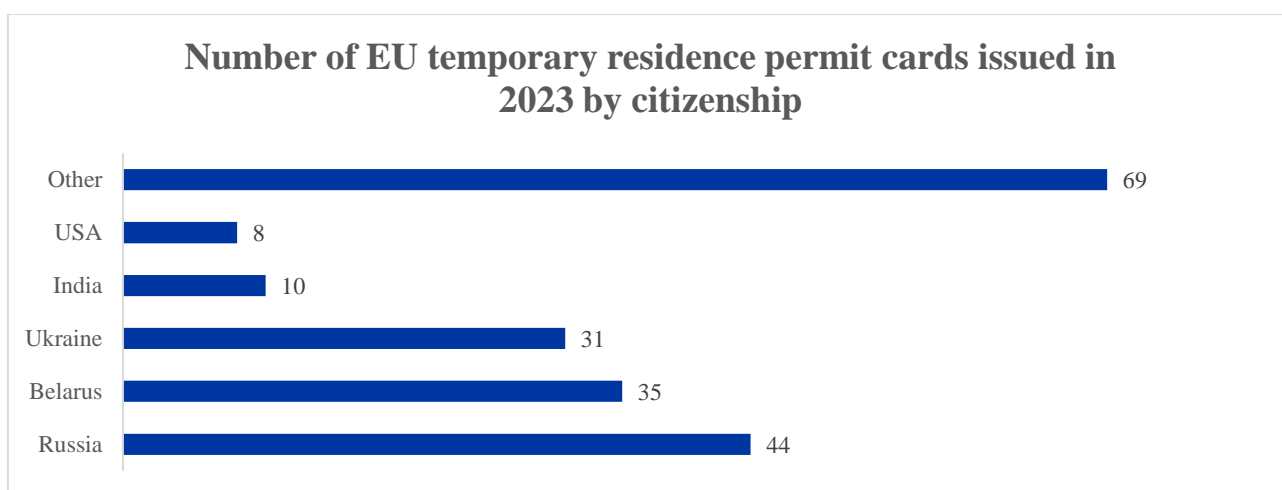
4.6. Number of EU temporary residence permit cards issued in 2023 by citizenship

Citizenship	Total	Citizenship	Total
Armenia	1	Lebanon	1
Australia	1	Mexico	4
Azerbaijan	2	Moldova	5
Bangladesh	1	Morocco	1
Belarus	35	Nicaragua	1
Brazil	2	Nigeria	2
Cameroon	1	Pakistan	7
Chile	1	Philippines	7
China	4	Republic of South Africa	1
Egypt	1	Russia	44



Citizenship	Total	Citizenship	Total
Gambia	1	Stateless	3
Georgia	3	Thailand	1
India	10	Turkey	5
Iraq	1	Uganda	1
Israel	3	Ukraine	31
Kazakhstan	4	USA	8
Kenya	1	Venezuela	1
Kyrgyzstan	2	Total	197

Source. Population Register data.



4.7. Number of decisions to revoke the right of a family member of an EU citizen to temporarily reside in the Republic of Lithuania according to the grounds for revocation in 2023

Grounds for withdrawal	Decisions made
The presence of a foreigner in the Republic of Lithuania may pose a threat to state security or public order	1
The right to temporarily reside in the Republic of Lithuania was obtained by fraud	1
A foreigner who is not a citizen of a Member State of the European Union terminates a family relationship with a citizen of a Member State of the European Union or this relationship no longer exists	1
If leaving the Republic of Lithuania to reside for a period longer than 6 months	1
If the right to reside in the Republic of Lithuania is revoked for a citizen of a European Union Member State, his/her family members also lose this right	4
Total	8



4.8. Number of applications to issue (renew) permanent certificates, decisions made and permanent certificates issued by citizenship in 2023

Citizenship	Applications submitted	Decisions made		Permanent certificates issued
		To issue a permanent certificate	To renew permanent certificate	
Austria	1	-	1	1
Belgium	8	4	3	8
Bulgaria	8	3	6	9
Croatia	1	-	-	-
Cyprus	1	-	-	-
Czech Republic	2	-	1	1
Denmark	16	6	3	9
Estonia	11	3	4	7
Finland	7	3	3	6
France	20	10	4	14
Germany	69	30	25	55
Greece	9	8	1	9
Hungary	5	4	-	4
Ireland	9	6	2	8
Italy	55	35	13	48
Latvia	108	55	39	94
Netherlands	11	7	3	10
Norway	14	8	4	12
Poland	70	25	41	65
Portugal	10	6	2	8
Romania	19	10	4	15
Slovakia	1	1	-	1
Slovenia	2	2	-	2
Spain	18	13	3	15
Sweden	12	3	3	6
Total	487	242	165	407

Source. Aliens' Register data.

4.9. Number of applications for issuing an EU permanent residence permit card and the number of decisions made by citizenship in 2023

Citizenship	Applications submitted	Decisions made to issue	Decisions made not to issue
Albania	1	2	-
Algeria	1	2	-
Bangladesh	-	1	-
Belarus	11	8	-
Bolivia	1	-	-
Bosnia and Herzegovina	1	-	-



Citizenship	Applications submitted	Decisions made to issue	Decisions made not to issue
Brazil	1	2	-
Chile	1	-	-
India	3	4	-
Israel	-	2	-
Kazakhstan	1	1	-
Mexico	3	3	-
Moldova	1	-	-
Pakistan	2	2	-
Philippines	1	-	-
Russia	19	12	1
Serbia	1	1	-
Stateless	3	3	-
Turkey	-	1	-
Ukraine	24	17	-
USA	3	2	-
Total	78	63	1

Source. Aliens' Register data.

4.10. Indicators of certificates and EU residence permit card procedures for 2019-2023

Year	2019	2020	2021	2022	2023
Applications accepted	2 437	2 960	2 900	2 377	2 589
- to issue (renew) EU temporary certificate	1 505	2 020	1 901	1 466	1 778
- to issue (renew) EU permanent certificate	631	686	672	522	487
- to issue (renew) an EU temporary residence permit card	268	220	280	317	246
- to issue (renew) an EU permanent residence permit card	33	34	47	72	78
EU certificates and cards for temporary residence issued	1 331	2 029	1 990	1 124	1 574
EU certificates and cards for permanent residence issued	388	453	698	420	463
EU certificates and temporary residence cards renewed	215	172	152	266	132
EU certificates and permanent residence cards renewed	273	259	15	58	7
EU certificates and cards for temporary residence withdrawn	92	327	34	19	16
EU certificates and cards for permanent residence withdrawn	26	0	0	2	1

Source. Aliens' Register data.



5. E-RESIDENT

5.1. Number of e-resident cards issued in 2023

Citizenship	Number of documents	Citizenship	Number of documents
Albania	1	Pakistan	2
Algeria	1	Peru	1
Australia	2	Poland	7
Belarus	11	Portugal	1
Belgium	3	Romania	1
Canada	3	Russia	7
China	1	Slovakia	1
Colombia	1	Slovenia	1
Czech Republic	2	South Korea	2
Denmark	2	Spain	4
Egypt	1	Sri Lanka	1
Estonia	19	Stateless	3
Finland	1	Sweden	6
France	5	Switzerland	1
Georgia	1	Taiwan	5
Germany	15	Tajikistan	1
India	4	Tunisia	1
Indonesia	1	Turkey	6
Israel	6	Turkmenistan	1
Italy	5	Ukraine	32
Jordan	1	United Kingdom	8
Kosovo	1	USA	3
Latvia	34	Uzbekistan	2
Netherlands	5	Venezuela	1
Norway	2	Total	226



6. VISAS

[6.1. Number of decisions on visa applications of foreigners by place of submission in 2023](#)

[6.2. Number of foreign national visa applications submitted through an external service provider in 2023](#)

[6.3. Number of foreign national visa applications submitted through an external service provider in 2023 by foreigner's nationality](#)

[6.4. Number of visas issued to foreigners in 2019-2023 by their types](#)

[6.5. Number of withdrawn and revoked visas for foreigners in 2019-2023](#)

[6.6. National visas issued to foreigners according to the purpose of arrival in 2023](#)

[6.7. Number of visas issued to foreigners by their nationality in 2023](#)

[6.8. Number of decisions on the extension of Schengen visa validity in 2019-2023](#)

[6.9. Simplified transit for citizens of the Russian Federation](#)



6.1. Number of decisions on visa applications of foreigners by place of submission in 2023

Place of application	Decisions made	
	to issue visa	refuse to issue
Diplomatic missions and consular offices of the Republic of Lithuania	33 210	6 197
Border control points	203	-
Migration Department	5 460	402
Total	38 873	6 599

Source. Aliens' Register data.

6.2. Number of foreign national visa applications submitted through an external service provider in 2023

ESP	Applications submitted	ESP	Applications submitted	ESP	Applications submitted
Armenia	13	Kyrgyzstan	15	Tajikistan	10
Australia	1	Lebanon	3	Thailand	4
Azerbaijan	48	Malaysia	1	Turkey	260
Brazil	2	Nepal	37	Ukraine	3
Canada	1	Philippines	1	United Arab Emirates	67
Georgia	41	Singapore	6	United Kingdom	3
India	66	South Africa	11	USA	2
Japan	23	South Korea	2	Uzbekistan	45
Jordan	2	Sri Lanka	1	Total	771
Kazakhstan	99	Taiwan	4		

Note. Data of the Migration Department for the period from 01-07-2023 to 31-12-2023 (from 01-07-2023 national visas are issued only by the Migration Department).

Source. Data of the Lithuanian Migration Information System.

6.3. Number of foreign national visa applications submitted through an external service provider in 2023 by foreigner's nationality

Citizenship	Applications submitted	Citizenship	Applications submitted	Citizenship	Applications submitted
Afghanistan	7	Ivory Coast	2	South Korea	2
Algeria	2	Japan	23	Sri Lanka	3
Armenia	12	Jordan	2	Syria	7
Azerbaijan	28	Kazakhstan	97	Taiwan	4
Bangladesh	35	Kenya	1	Tajikistan	14
Belarus	1	Kyrgyzstan	14	Thailand	1
Brazil	1	Laos	1	Tunisia	1
Cameroon	6	Lebanon	3	Turkey	219
Canada	1	Libya	1	Turkmenistan	20
Colombia	1	Morocco	3	Ukraine	3
Democratic Republic of Congo	1	Mozambique	1	United Kingdom	1
Egypt	1	Nepal	25	USA	1
Gambia	2	Nigeria	8	Uzbekistan	48
Georgia	28	Pakistan	46	Vietnam	4



Ghana	5	Philippines	2	Yemen	2
India	56	Republic of South Africa	7	Zambia	1
Indonesia	2	Rwanda	1	Zimbabwe	3
Iran	7	Singapore	1	Total	771
Iraq	2	Somalia	1		

Note. Data of the Migration Department for the period from 01-07-2023 to 31-12-2023 (from 01-07-2023 national visas are issued only by the Migration Department).

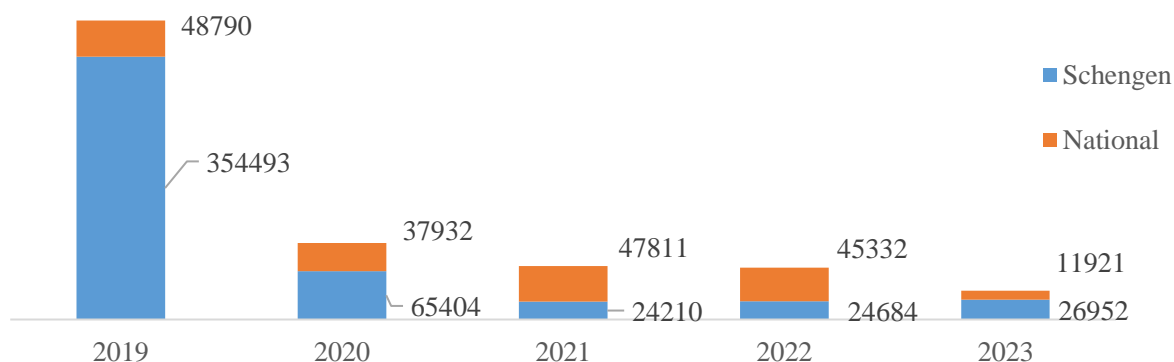
Source. Data of the Lithuanian Migration Information System.

6.4. Number of visas issued to foreigners in 2019-2023 by their types

Type of visa	2019	2020	2021	2022	2023
Schengen	354 493	65 404	24 210	24 684	26 952
National	48 790	37 932	47 811	45 332	11 921
Total	403 283	103 336	72 021	70 016	38 873

Source. Aliens' Register data.

Number of visas issued to foreigners in 2019-2023 by their types



6.5. Number of withdrawn and revoked visas for foreigners in 2019-2023

Year	Total number	Between them:			
		National visas withdrawn	Schengen visas withdrawn	National visas revoked	Schengen visas revoked
2019	8 600	7 325	125	-	1 150
2020	10 910	9 614	37	-	1 259
2021	10 616	9 327	20	363	906
2022	7 297	6 890	34	111	262
2023	1 449	1 346	67	5	31

Source. Aliens' Register data.



6.6. National visas issued to foreigners according to the purpose of arrival in 2023

Purpose of the foreigner's arrival in the Republic of Lithuania	National visas issued in 2023
Work	5 810
Studies	1 218
An application has been submitted to issue (renew) a residence permit in the Republic of Lithuania	2 229
A decision was made to issue (renew) a residence permit in the Republic of Lithuania	3
Business	4
Sports activities	115
Family members of athletes and coaches	10
Pedagogical activities, researchers	26
Family members of teachers and researchers	2 449
Long stay	1
Sailor	2
Journalist	2
Health disorder	5
Unforeseen personal reason	3
Force majeure	35
Arriving in accordance with the provisions of international treaties or other agreements	9
Total	11 921

Source. Aliens' Register data.

6.7. Number of visas issued to foreigners by their nationality in 2023

Citizenship	Types of visas		Citizenship	Types of visas	
	Schengen	National		Schengen	National
Afghanistan	17	12	Maldives	5	-
Albania	-	19	Malio	1	-
Algeria	42	5	Mauritania	1	
Angola	3	-	Mauritius	-	2
Argentina	-	11	Mexico	-	14
Armenia	5 638	53	Moldova	23	48
Australia		5	Mongolia	6	3
Azerbaijan	1 820	863	Montenegro	-	7
Bahamas	-	1	Morocco	28	21
Bahrain	3	-	Mozambique	1	-
Bangladesh	69	11	Myanmar	14	-
Belarus	4 615	2 562	Namibia	2	2
Benin	2	1	Nepal	34	6
Bhutan	2	2	New Zealand	-	9
Bolivia	12	2	Nicaragua	-	1
Bosnia and Herzegovina	-	6	Niger	1	-
Botswana	2	-	Nigeria	402	61
Brazil	-	57	North Macedonia	-	2

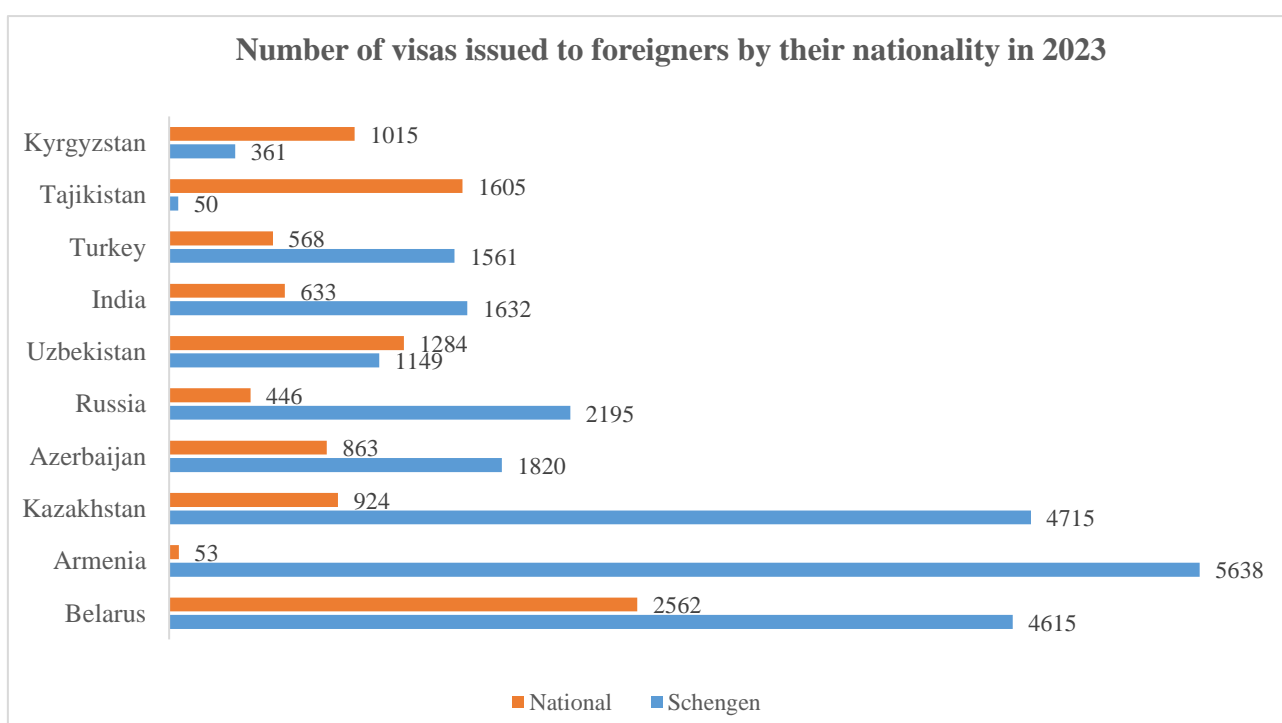


Citizenship	Types of visas		Citizenship	Types of visas	
	Schengen	National		Schengen	National
Cambodia	1	3	Pakistan	322	79
Cameroon	21	43	Palestine	10	3
Canada	-	16	Philippines	280	25
Chad	1	-	Qatar	2	-
Chile	-	2	Republic of South Africa	230	13
China	281	39	Republic of the Congo	3	1
Colombia	-	16	Russia	2 195	446
Cuba	2	1	Rwanda	4	1
Democratic Republic of Congo	6	3	Salvador	-	4
Djibouti	1	-	Saudi Arabia	4	1
Dominica	1	-	Senegal	-	1
Dominican Republic	6	5	Serbia	2	25
East Timor	11	2	Sierra Leone	2	-
East Timor	11	2	Singapore	-	4
Ecuador	15	3	Somalia	2	1
Egypt	534	34	South Korea	-	58
Ethiopia	4	-	South Sudan	-	2
Gabon	-	1	Sri Lanka	56	6
Gambia	3	4	Stateless	1	-
Georgia	-	358	Sudan	24	6
Ghana	64	19	Suriname	1	-
Guinea	2	-	Swaziland	3	-
Haiti	1	-	Syria	50	9
Hong Kong	-	12	Taiwan	-	20
India	1 632	633	Tajikistan	50	1 605
Indonesia	36	57	Tanzania	8	1
Iran	71	19	Thailand	34	21
Iraq	48	5	Togo	1	1
Israel	1	29	Trinidad and Tobago	-	1
Ivory Coast	8	10	Tunisia	8	7
Jamaica	8	1	Turkey	1 561	568
Japan	-	68	Turkmenistan	17	24
Jordan	35	13	Uganda	7	1
Kazakhstan	4 715	924	Ukraine	66	260
Kenya	14	35	United Arab Emirates	-	3
Kosovo	6	2	United Kingdom	1	48
Kuwait	1	-	USA	-	168



Citizenship	Types of visas		Citizenship	Types of visas	
	Schengen	National		Schengen	National
Kyrgyzstan	361	1 015	Uzbekistan	1 149	1 284
Lebanon	53	15	Vanuatu	-	1
Lesotho	5	-	Venezuela	-	2
Liberia	2	1	Vietnam	42	25
Libya	45	2	Yemen	27	8
Madagascar	-	1	Zambia	7	3
Malawi	5	1	Zimbabwe	29	3
Malaysia	-	2	Total	26 952	11 921

Source. Aliens' Register data.



6.8. Number of decisions on the extension of Schengen visa validity in 2019-2023

	2019		2020		2021		2022		2023	
	To extend	Do not extend	To extend	Do not extend	To extend	Do not extend	To extend	Do not extend	To extend	Do not extend
Decisions made	16	-	25	-	9	-	23	-	15	-

Source. Aliens' Register data.



6.9. Simplified transit for citizens of the Russian Federation

Document type	2019		2020		2021		2022		2023	
	To issue	Refuse to issue	To issue	Refuse to issue	To issue	Refuse to issue	To issue	Refuse to issue	To issue	Refuse to issue
STD	16 146	158	1 765	9	288	0	11 724	42	14 667	170
STGD	225 909	98	79 665	1 518	180 884	49	211 583	27	283 902	46
Total	242 055	256	81 430	1 527	181 172	49	223 307	69	298 569	216



7. TEMPORARY RESIDENCE PERMITS (TRP) IN THE REPUBLIC OF LITHUANIA

[7.1. Number of applications from foreigners to issue or renew TRP by citizenship in 2023](#)

[7.2. Number of applications by foreigners to issue or renew TRP submitted through an external service provider in 2023](#)

[7.3. Number of applications by foreigners to issue or renew TRP submitted through an external service provider in 2023, by citizenship](#)

[7.4. Number of TRP issued or renewed to foreigners in 2023 by citizenship](#)

[7.5. Number of TRP issued, renewed or refused for foreigners in 2023 by basis of entry](#)

[7.6. Number of decisions to refuse to issue or renew TRP made in 2023 by basis](#)

[7.7. Number of TRP withdrawn in 2019-2023 by basis of withdrawal](#)

[7.8. Number of TRP withdrawn in 2023 by citizenship of foreigners](#)

[7.9. Number of decisions to allow/not to allow renew of employer or job function made in 2023 by citizenship](#)

[7.10. Number of TRP issued to foreigners arriving under an investment agreement or on the basis of collective relocation in 2023](#)

[7.11. Indicators of TRP procedures for 2019-2023](#)

[7.12. Number of status certificates issued in 2023 by citizenship](#)



7.1. Number of applications from foreigners to issue or renew TRP by citizenship in 2023

Citizenship	Total	to issue	to renew	Citizenship	Total	to issue	to renew
Afghanistan	89	62	27	Mauritius	5	4	1
Albania	73	55	18	Mexico	69	40	29
Algeria	60	45	15	Moldova	889	537	352
American Samoa	1	1	-	Mongolia	16	15	1
Andorra	10	5	5	Montenegro	9	8	1
Angilijos	6	5	1	Morocco	240	207	33
Angola	4	1	3	Mozambique	3	1	2
Antigua and Barbuda	1	1	-	Myanmar	4	2	2
Argentina	43	29	14	Namibia	4	3	1
Armenia	191	117	74	Nepal	292	275	17
Australia	31	17	14	New Zealand	14	11	3
Azerbaijan	4 466	4 150	316	Nicaragua	3	1	2
Bahrain	2	-	2	Niger	3	2	1
Bangladesh	1 730	1 707	23	Nigeria	608	387	221
Belarus	34 863	16 573	18 290	North Macedonia	17	11	6
Benin	1	1	-	Oman	1	1	-
Bolivia	1	1	-	Pakistan	1330	1252	78
Bosnia and Herzegovina	9	5	4	Palestine	13	6	7
Botswana	3	3	-	Panama	1	1	-
Brazil	129	105	24	Paraguay	2	2	-
British Indian Ocean Territory	3	3	-	Peru	16	7	9
Burundi	3	3	-	Philippines	351	300	51
Cambodia	4	2	2	Republic of South Africa	24	10	14
Cameroon	320	255	65	Republic of the Congo	7	5	2
Canada	72	47	25	Russia	4131	1435	2696
Central African Republic	1	1	-	Rwanda	12	7	5
Chad	1	1	-	Salvador	5	4	1
Chile	8	5	3	Saudi Arabia	3	1	2
China	195	131	64	Senegal	1	-	1
Colombia	71	46	25	Sent Kitso ir Nevio	1	1	-
Comoros	1	1	-	Serbia	45	30	15
Costa Rica	10	1	9	Serbia ir Montenegro	1	-	1
Cuba	8	4	4	Singapore	5	2	3



Citizenship	Total	to issue	to renew	Citizenship	Total	to issue	to renew
Democratic Republic of Congo	20	15	5	Somalia	5	5	-
Dominica	4	2	2	South Korea	22	19	3
Dominican Republic	1	1	-	South Sudan	4	2	2
Ecuador	25	12	13	Sri Lanka	435	400	35
Egypt	272	181	91	Stateless	71	32	39
Eritrea	6	1	5	Sudan	18	10	8
Ethiopia	9	6	3	Suriname	1	1	-
Georgia	1598	1313	285	Syria	61	40	21
Ghana	120	100	20	Taiwan	12	8	4
Guatemala	2	1	1	Tajikistan	6 772	6 551	221
Haiti	1	-	1	Tanzania	8	7	1
Honduras	14	6	8	Thailand	99	73	26
Hong Kong	4	1	3	Togo	4	4	-
India	5 265	4 824	441	Trinidad and Tobago	1	1	-
Indonesia	43	29	14	Tunisia	44	18	26
Iran	269	154	115	Turkey	2 173	1 908	265
Iraq	30	19	11	Turkmenistan	48	35	13
Israel	429	177	252	Uganda	28	22	6
Ivory Coast	7	5	2	Ukraine	74 906	20 702	54 204
Jamaica	2	2	-	United Arab Emirates	5	2	3
Japan	46	32	14	United Kingdom	167	135	32
Jordan	31	19	12	Unknown	1	1	-
Kazakhstan	3 607	3 257	350	Uruguay	3	1	2
Kenya	40	31	9	USA	332	167	165
Kosovo	3	1	2	Uzbekistan	11 560	11 082	478
Kyrgyzstan	6 873	6 366	507	Vanuatu	1	1	-
Laos	3	1	2	Venezuela	15	8	7
Lebanon	156	87	69	Vietnam	328	315	13
Liberia	9	7	2	Yemen	11	5	6
Libya	8	2	6	Zambia	2	1	1
Madagascar	7	4	3	Zimbabwe	126	118	8
Malawi	2	2	-	Total	166 717	86 290	80 427
Malaysia	11	7	4				
Maldives	2	-	2				

Note. Included are foreigners who submitted applications for additional protection in the Republic of Lithuania.

Source. Aliens' Register data.



7.2. Number of applications by foreigners to issue or renew TRP submitted through an external service provider in 2023

ESP	Applications submitted	ESP	Applications submitted	ESP	Applications submitted
Albania	3	Kazakhstan	2 221	Taiwan	1
Argentina	2	Kyrgyzstan	3 716	Tajikistan	3 780
Armenia	97	Lebanon	100	Thailand	102
Azerbaijan	2 672	Malaysia	236	Turkey	1 332
Brazil	2	Moldova	7	Ukraine	63
Canada	4	Nepal	523	United Arab Emirates	2 012
Georgia	130	Philippines	166	United Kingdom ir Šiaurės	7
India	3 365	Singapore	230	Ireland	7
Israel	50	South Africa	86	USA	8
Japan	8	South Korea	3	Uzbekistan	8 316
Jordan	104	Sri Lanka	392	Venezuela	1
				Total	29 739

Source. Data of the Lithuanian Migration Information System.

7.3. Number of applications by foreigners for issuing or changing TRP, submitted through an external service provider in 2023, by citizenship

Citizenship	Applications submitted	Citizenship	Applications submitted	Citizenship	Applications submitted
Afghanistan	15	Israel	47	Rwanda	4
Algeria	23	Ivory Coast	1	Somalia	2
Argentina	2	Japan	5	Sri Lanka	334
Armenia	56	Jordan	9	Stateless	3
Australia	1	Kazakhstan	1 964	Sudan	3
Azerbaijan	2 373	Kenya	12	Syria	23
Bangladesh	1 667	Kyrgyzstan	3 693	Taiwan	1
Belarus	46	Laos	1	Tajikistan	4 210
Botswana	1	Lebanon	28	Tanzania	3
Brazil	3	Liberia	5	Thailand	38
Burundi	3	Libya	1	Togo	1
Cameroon	104	Malaysia	1	Tunisia	5
Canada	3	Mexico	1	Turkey	1 045
Chad	1	Moldova	4	Turkmenistan	19
China	45	Mongolia	6	Uganda	13
Colombia	4	Morocco	154	Ukraine	60
Comoros	1	Mozambique	1	United Arab Emirates	1
Democratic Republic of Congo	4	Myanmar	2	United Kingdom	3
Ecuador	2	Namibia	2	USA	8
Egypt	81	Nepal	250	Uzbekistan	8 072



Ethiopia	2	Nigeria	135	Vanuatu	1
Georgia	43	Pakistan	1 101	Vietnam	295
Ghana	28	Palestine	1	Yemen	3
India	3 331	Philippines	176	Zimbabwe	48
Indonesia	4	Republic of South Africa	3	Total	29 739
Iran	84	Republic of the Congo	3		
Iraq	9	Russia	2		

Source. Data of the Lithuanian Migration Information System.

7.4. Number of TRP issued or renewed to foreigners in 2023 by citizenship

Citizenship	Total	issued	renewed	Citizenship	Total	issued	renewed
Afghanistan	32	17	15	Malio	1	1	
Albania	71	59	12	Mauritius	5	3	2
Algeria	52	43	9	Mexico	70	34	36
Andorra	3	3	-	Moldova	880	571	309
Angola	4	3	1	Mongolia	13	8	5
Argentina	30	19	11	Montenegro	11	8	3
Armenia	179	128	51	Morocco	208	170	38
Australia	29	19	10	Mozambique	4	3	1
Azerbaijan	3 294	3 056	237	Myanmar	6	5	1
Bahrain	2		2	Namibia	4	2	2
Bangladesh	444	414	28	Nepal	213	202	11
Belarus	35 279	23 306	11 972	New Zealand	15	12	3
Benin	1	1		Nicaragua	3	2	1
Bolivia	1		1	Nigeria	554	279	274
Bosnia and Herzegovina	7	3	4	North Macedonia	14	9	5
Botswana	3	3	-	Oman	3		3
Brazil	134	108	26	Pakistan	923	859	63
British Indian Ocean Territory	1	1	-	Palestine	12	10	2
Burundi	3	3	-	Panama	3	2	1
Cambodia	5		5	Paraguay	2	2	
Cameroon	298	200	98	Peru	20	13	7
Canada	68	43	25	Philippines	346	298	48
Chile	10	6	4	Republic of South Africa	25	17	8
China	164	86	78	Republic of the Congo	7	4	3
Colombia	66	44	22	Russia	4165	2 328	1 837
Comoros	1	1	-	Rwanda	11	6	5
Costa Rica	10	3	7	Salvador	6	2	4
Cuba	8	4	4	Saudi Arabia	3	2	1

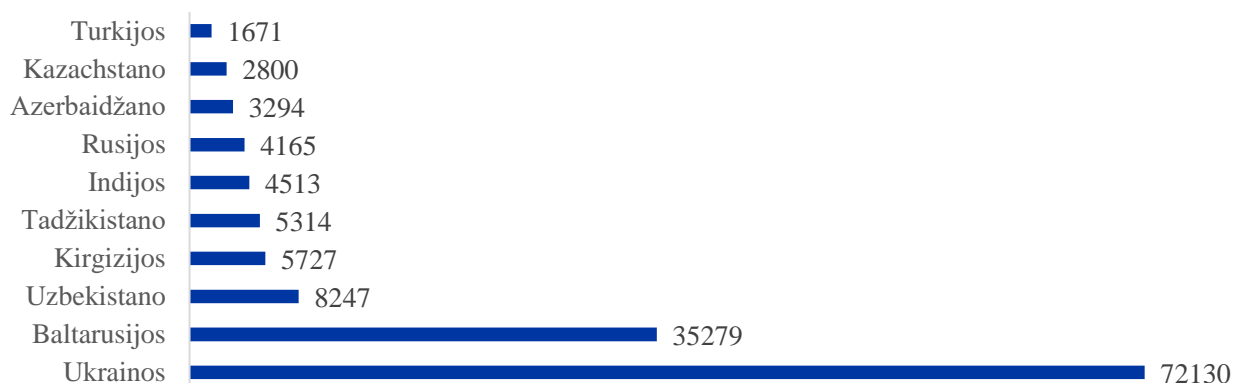


Citizenship	Total	issued	renewed	Citizenship	Total	issued	renewed
Democratic Republic of Congo	21	14	7	Senegal	2	1	1
Dominica	3	2	1	Serbia	50	30	20
Dominican Republic	2	2	-	Singapore	5	2	3
Ecuador	22	8	14	Somalia	4	3	1
Egypt	237	147	90	South Korea	24	16	8
Eritrea	6	1	5	South Sudan	3	1	2
Ethiopia	10	5	5	Sri Lanka	393	353	40
Georgia	1 611	1 311	300	St. Christopher's	1	1	
Ghana	106	85	21	St. Vincent	1	1	
Guatemala	3	3	-	Stateless	76	25	51
Haiti	1	-	1	Sudan	16	12	4
Honduras	15	7	8	Syria	55	35	20
Hong Kong	1	1	-	Taiwan	10	6	4
India	4 513	4 000	513	Tajikistan	5 314	5 185	127
Indonesia	38	29	9	Tanzania	5	5	-
Iran	255	161	94	Thailand	91	64	27
Iraq	25	11	14	Togo	4	4	-
Israel	408	200	208	Trinidad and Tobago	1	1	-
Ivory Coast	6	3	3	Tunisia	44	20	24
Jamaica	2	1	1	Turkey	1 671	1 438	233
Japan	44	28	16	Turkmenistan	33	24	9
Jordan	29	22	7	Uganda	17	15	2
Kazakhstan	2 800	2 553	247	Ukraine	72 130	20 710	51 420
Kenya	36	24	12	United Arab Emirates	1	1	-
Kosovo	4	2	2	Uruguay	1	1	-
Kyrgyzstan	5 727	5 568	158	USA	377	192	185
Laos	3	3	-	Uzbekistan	8 247	8 009	238
Lebanon	146	70	76	Vanuatu	3	2	1
Lesotho	1	1	-	Venezuela	13	7	6
Liberia	5	4	1	Vietnam	207	194	13
Libya	8	2	6	Yemen	12	6	6
Madagascar	7	7		Zambia	2	2	-
Malawi	2	1	1	Zimbabwe	70	63	7
Malaysia	10	4	6	Total	152 707	83 134	69 573

Source. Population Register data.



2023 m. išduotų ar pakeistų LLG skaičius pagal pilietybę (top 10)



7.5. Number of TRP issued and renewed to foreigners in 2023 by basis of entry

Basis	Total	issued	renewed
On the grounds specified in clauses 13 (1) of the Law on Investments of the Republic of Lithuania	39	39	-
A foreigner has the right to restore the citizenship of the Republic of Lithuania in accordance with the procedure established by the Law on Citizenship	83	59	24
Due to the dangerous condition of the body, the foreigner cannot leave and needs urgent medical assistance	2	-	2
A foreigner is allowed to stay in the Republic of Lithuania because he/she is or has been a victim of human trafficking or illegal work and cooperates with a pre-trial investigation institution or a court	1	-	1
A foreigner intends to work as a teacher, conduct research and/or experimental (social, cultural) development work as a researcher under an employment contract	95	38	57
A foreigner has acquired long-term resident status in another European Union Member State and has a residence permit issued by that state	9	3	6
A foreigner is a foreigner who has completed his/her studies	513	130	383
A foreigner is a citizen of Australia, Japan, the United States of America, Canada, the United Kingdom, New Zealand, South Korea, who intends to work or engage in other legal activities in the Republic of Lithuania	151	94	57
A foreigner is a person of Lithuanian origin	215	165	50
The foreigner's parents (adoptive parents) or one of them who are citizens of the Republic of Lithuania reside in the Republic of Lithuania	150	66	84
The parents (adoptive parents) of a minor foreigner reside in the Republic of Lithuania or one of them or the spouse of one of them who is a guardian of a minor foreigner who is a citizen of the Republic of Lithuania or has a residence permit	2 063	1 489	574
A child (adopted child) of a foreigner who is a citizen of the Republic of Lithuania resides in the Republic of Lithuania	463	81	382
A child of a foreigner who has been granted asylum in the Republic of Lithuania and has been issued a residence permit resides in the Republic of Lithuania	1	-	1



Basis	Total	issued	renewed
The spouse of a foreigner or a person with whom a registered partnership agreement has been concluded, who is a citizen of the Republic of Lithuania or a foreigner who has a residence permit, resides in the Republic of Lithuania	4 714	2 081	2 633
A foreigner is a first-degree relative of another foreigner with a residence permit	78	43	35
Parents of foreigners residing in the Republic of Lithuania who are unable to work due to old-age pension age or disability and have a permanent residence permit	14	4	10
There have been extremely difficult circumstances related to the dissolution of a marriage or registered partnership or the death of a family member	6	2	4
A foreigner intends to work in the Republic of Lithuania when his/her profession is included in the list of missing professions or the Employment Service has made a decision that the foreigner's work meets the needs of the labor market of the Republic of Lithuania	79 401	56 604	22 797
A foreigner intends to work in the Republic of Lithuania in a job requiring high professional qualifications	2 052	1 706	346
A foreigner is transferred within the company	25	23	2
A foreigner is a participant or manager of a company	236	73	163
A foreigner is an athlete or a coach	213	163	50
A foreigner is a performer	49	22	27
A foreigner is a journalist accredited by the Ministry of Foreign Affairs	92	76	16
A foreigner comes to the Republic of Lithuania to engage in religious activities	106	44	62
A foreigner comes to implement joint government programs with foreign countries	6	4	2
A foreigner is a participant in volunteer programs supported by the European Union or its Member States	9	7	2
A foreigner is a startup	89	46	43
A foreigner is a student	5 598	4 473	1 125
A foreigner is admitted to study at an educational institution according to the general education or vocational training program(s)	587	244	343
A foreigner comes to a scientific study institution for an internship	2	2	-
A foreigner is invited to improve his/her qualifications at a research and study institution	5	4	1
A foreigner is appointed guardian (caretaker) of a person who is a citizen of the Republic of Lithuania	1	-	1
A citizen of the Republic of Lithuania is appointed as the guardian (caretaker) of a foreigner	4	1	3
An unaccompanied minor foreigner is not returned to a foreign country, or the foreigner cannot be returned to a foreign country, or deported from the Republic of Lithuania, or the execution of the foreigner's deportation from the Republic of Lithuania is suspended	2 052	1 300	752
A foreigner is granted additional protection	47	1	46
A foreigner cannot leave the Republic of Lithuania for humanitarian reasons or return to the country of origin	4	2	2



Basis	Total	issued	renewed
A foreigner cannot be deported to Lithuania or returned to a foreign country	9	7	2
A foreigner is granted temporary protection in the Republic of Lithuania in accordance with the procedure established by the UTPI	53 522	14 002	39 520
A foreigner comes to work for an investor implementing a large project or is a shareholder of an investor implementing a large project (and) or a manager or a family member of a person implements a large project	12	12	-
Total	152 718	83 110	69 608

Source. Population Register data.

7.6. Number of decisions to refuse to issue or renew TRP made in 2023 by basis

Basis	Refusal to issue or renew TRP
The life of a foreigner in the Republic of Lithuania may threaten state security, public order or people's health	1 171
The data provided by the foreigner do not correspond to reality or there are serious grounds for believing that a fictitious marriage has been concluded or that a company in which a foreigner is a participant or manager is fictitious	679
Regarding the foreigner, another Schengen state has entered a warning against entry into the central Schengen information system and there is no reason to issue a residence permit due to humanitarian reasons or international obligations, or he/she is included in the national list of foreigners who are prohibited from entering the Republic of Lithuania	66
A foreigner has a tax arrears greater than one amount of the basic social benefit or has not paid the fine(s) imposed in accordance with the laws of the Republic of Lithuania, the size (of which) is greater (greater) than one amount of the basic social benefit	6
An employer (manager or authorized person) or host company is penalized for allowing illegal work, undeclared work or violations of the procedure for employment of foreigners and less than one year has passed since the day the fine was paid or the obligation was fulfilled	74
An employer (manager or authorized person) or host company has a tax deduction greater than one basic social allowance	47
The employer (manager or authorized person) or the receiving company is liquidated, bankrupt or does not carry out economic activity	22
A foreigner did not submit an application to issue or renew a residence permit in the Republic of Lithuania within the set deadline, supporting data and/or documents to accept a decision on the issuance or renew of a residence permit in the Republic of Lithuania	315
A foreigner does not meet the conditions established for obtaining a residence permit in the Republic of Lithuania on the basis of a specific Law	282
A foreigner and his/her family member, who came to reside in the Republic of Lithuania on the basis of family reunification, no longer reside in a real marital or family relationship.	1
A foreigner does not have sufficient funds and/or does not receive a regular income sufficient to reside in the Republic of Lithuania	1
There are serious grounds for believing that there may be a threat of illegal migration of the alien.	17
Total	2 681



7.7. Number of TRP withdrawn in 2019-2023 by basis of withdrawal

Grounds for withdrawal	2019	2020	2021	2022	2023
It turns out that there are grounds established in Part 1 of Article 35 of the Law	64	72	98	69	725
Terminated marriage	7	3	4	5	6
The foreigner's work permit has been revoked	-	17	35	15	-
The employment contract with the foreigner has been terminated	2 710	5 933	5 880	3 071	5 264
It was established that the company, institution or organization, whose owner or co-owner is a foreigner, did not carry out the declared activities and/or the presence of the foreigner in the Republic of Lithuania is not necessary to achieve the goals of the company, institution, or organization and to carry out the activities	1	1	3	-	-
It has been established that the host company, established in the Republic of Lithuania, to which the foreigner is transferred within the company, or the company whose participant or manager is a foreigner, is fictitious, that the company or the foreigner does not meet the requirements set forth in Clause 1, 2 ¹ or 2 ² of Part 1 of Article 45 of the Law, or that the foreigner is no longer the head of the company or no longer owns the shares of a joint-stock company or closed joint-stock company, the nominal value of which is 1/3 of the authorized capital of this company	56	29	11	11	16
The foreigner's legal activity in the Republic of Lithuania has been terminated or terminated	7	11	7	5	9
Learning, studies, internship, qualification improvement are terminated	26	89	108	108	123
The circumstances determining the basis for issuing a temporary residence permit have renewed	2 452	1 877	2 004	2 277	-
A foreigner does not meet the conditions set forth in Article 44 ¹ of the Law to work in a job requiring high professional qualifications, according to which he/she was issued a TRP, or during the first 2 years of legal work in the Republic of Lithuania, he/she renewed his/her employer without complying with the requirements set forth in Part 5 of Article 44 ¹ of the Law, or became unemployed for more than three months from consecutive or more than once during the period of validity of the TRP, when the TRP was issued in accordance with Clause 4 ¹ of Part 1 of Article 40 of the Law	72	101	47	39	285
Withdrawn TRP for a foreigner's family member residing with him/her	105	89	23	28	202
An employer or company has been punished for allowing illegal work or for allowing third-country nationals to work illegally, or there has been an indictment by a court regarding the employment of third-country nationals illegally present in the Republic of Lithuania	-	-	265	168	1
The permit was obtained fraudulently	-	-	2	2	-
A foreigner goes to reside or resides in a foreign country for more than 6 months	-	-	2	22	860
The life of a foreigner in the Republic of Lithuania poses a threat to public order or human health	-	-	2	2	11



Grounds for withdrawal	2019	2020	2021	2022	2023
The life of a foreigner in the Republic of Lithuania poses a threat to state security	-	-	1	7	562
Termination of teaching work, research and experimental development work, or termination of the foreigner's employment contract concluded with a research and study institution	-	-	3	2	1
The foreigner became unemployed for more than 3 months in a row or more than once during the period of validity of the TRP, when the TRP was issued in accordance with Clause 16 of Part 1 of Article 40 of the Labor Code	-	-	1	1	5
There are reasonable grounds to believe that a fictitious marriage, fictitious registered partnership or fictitious adoption has taken place	-	-	1	-	4
Additional or temporary protection granted to a foreigner is withdrawn in accordance with the procedure established by the Law	-	-	-	10	12
Others	140	134	-	-	-
Total	5 640	8 356	8 497	5 842	8 086

7.8. Number of TRP withdrawn in 2023 by citizenship of foreigners

Citizenship	Withdrawn	Citizenship	Withdrawn	Citizenship	Withdrawn
Afghanistan	15	Georgia	346	Serbia	3
Albania	23	India	124	South Korea	1
Algeria	1	Iran	9	Sri Lanka	26
Argentina	1	Iraq	5	Stateless	4
Armenia	15	Israel	3	Syria	1
Australia	1	Italy	1	Tajikistan	345
Azerbaijan	247	Kazakhstan	158	Tanzania	1
Bangladesh	85	Kenya	2	Thailand	8
Belarus	2 406	Kyrgyzstan	439	Turkey	217
Bhutan	1	Lebanon	4	Turkmenistan	1
Bosnia and Herzegovina	1	Mexico	7	Ukraine	2 252
Brazil	19	Moldova	124	United Kingdom	5
Cameroon	33	Morocco	5	USA	11
Chile	2	Nepal	11	Uzbekistan	534
China	8	New Zealand	1	Vietnam	29
Colombia	3	Nigeria	14	Yemen	1
Democratic Republic of Congo	2	Pakistan	33	Zimbabwe	1
Egypt	10	Philippines	11	Total	8 086
Ethiopia	1	Russia	475		

Source. Aliens' Register data.



7.9. Number of decisions to allow/not to allow renew of employer or job function made in 2023 by citizenship

Citizenship	Allow to renew employer or job function	Do not allow to renew of employer or job function	Citizenship	Allow to renew employer or job function	Do not allow to renew of employer or job function
Algeria	2	-	Moldova	99	3
Armenia	11	-	Morocco	4	-
Azerbaijan	406	19	Nepal	11	-
Bangladesh	17	-	Nigeria	15	-
Belarus	8 604	228	Pakistan	9	-
Brazil	1	-	Philippines	32	-
Cameroon	1	-	Russia	393	25
China	4	-	Salvador	1	-
Colombia	1	-	Serbia	1	-
Democratic Republic of Congo	1	-	Sri Lanka	6	-
Egypt	1	-	Stateless	4	-
Georgia	180	-	Syria	1	-
Ghana	1	-	Taiwan	1	-
India	270	2	Tajikistan	806	18
Indonesia	1	-	Thailand	3	-
Iran	3	-	Tunisia	2	-
Israel	3	-	Turkey	57	5
Jamaica	1	-	Turkmenistan	6	-
Kazakhstan	310	2	Ukraine	4 110	19
Kenya	2	-	Uzbekistan	1 007	21
Kosovo	1	-	Vietnam	5	-
Kyrgyzstan	868	27	Total	17 264	369
Lebanon	2	-			

Source. Aliens' Register data.

7.10. Number of TRP issued to foreigners arriving under an investment agreement or on the basis of collective relocation in 2021-2023

Citizenship	2021	2022	2023
Belarus	5	148	39
Kazakhstan	-	1	-
Kyrgyzstan	-	3	11
Russia	2	11	-
Ukraine	1	2	-
Uzbekistan	-	-	1
Total	8	165	51

Source. Aliens' Register data.

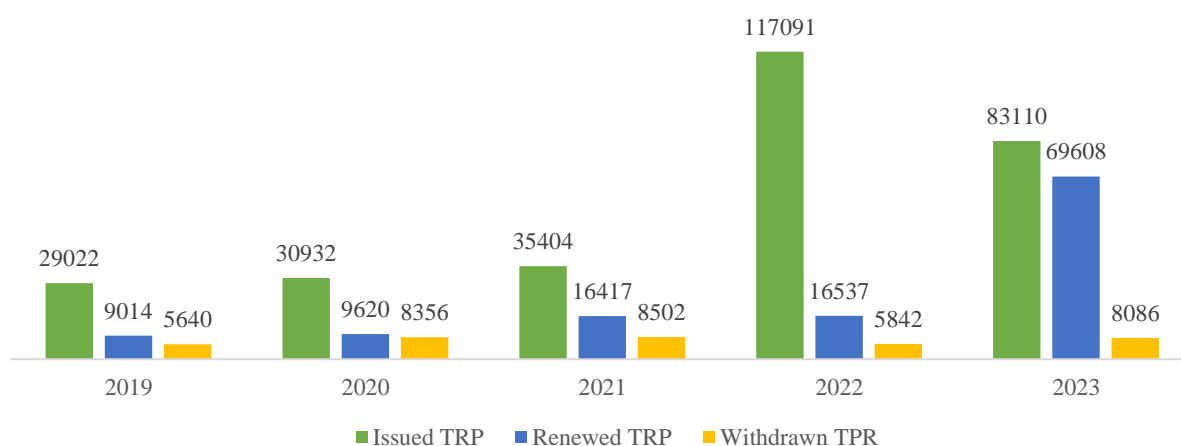


7.11. Indicators of TRP procedures for 2019-2023

Year	2019	2020	2021	2022	2023
Applications accepted	41 415	44 070	55 977	130 862	166 717
- to issue TRP	26 152	23 430	30 045	110 827	86 290
- to renew TRP	15 263	20 640	25 932	20 035	80 427
Refusal to issue or renew TRP	483	377	307	163	2 681
TRP issued	29 022	30 932	35 404	117 091	83 110
TRP renewed	9 014	9 620	16 417	16 537	69 608
TRP withdrawn	5 640	8 356	8 502	5 842	8 086

Source. Aliens' Register data.

Issued, renewed, withdrawn TRP in 2019-2023



7.12. Number of status certificates issued in 2023 by citizenship

Citizenship	Number of documents
Germany	4
Moldova	1
Poland	6
Sweden	1
USA	7
Total	19

Source. Aliens' Register data.



8. LONG-TERM RESIDENT PERMITS OF THE REPUBLIC OF LITHUANIA TO RESIDE IN THE EUROPEAN UNION

[8.1. Number of foreigners who applied for TRL in 2023 by citizenship](#)

[8.2. Number of decisions to issue, refuse to issue and withdrawn TRL by citizenship of foreigners in 2023](#)

[8.3. Number of decisions to issue TRL by basis of issuance in 2023](#)

[8.4. Number of foreigners to whom TRL was issued in 2023, by citizenship](#)

[8.5. Number of foreigners to be replaced by TRL in 2023 by citizenship](#)

[8.6. Number of decisions to phase out TRL by basis in 2023](#)

[8.7. Indicators of TRL procedures for 2019-2023](#)



8.1. Number of foreigners who applied for TRL in 2023 by citizenship

Citizenship	Number of applications	Citizenship	Number of applications	Citizenship	Number of applications
Afghanistan	12	Georgia	8	Republic of South Africa	1
Albania	1	Ghana	2	Russia	458
Algeria	1	India	45	Sri Lanka	2
Angilijos	3	Iran	10	Stateless	8
Argentina	2	Iraq	1	Syria	3
Armenia	5	Israel	17	Tajikistan	2
Australia	2	Japan	1	Thailand	3
Azerbaijan	13	Jordan	1	Tunisia	1
Bangladesh	4	Kazakhstan	34	Turkey	26
Belarus	333	Kyrgyzstan	1	Turkmenistan	1
Brazil	2	Lebanon	9	Ukraine	270
Cameroon	6	Mexico	1	United Kingdom	13
China	11	Moldova	6	USA	24
Costa Rica	1	Morocco	2	Uzbekistan	3
Democratic Republic of Congo	2	Namibia	1	Venezuela	12
Ecuador	1	Nigeria	10	Total	1 390
Egypt	6	Pakistan	7		
Ethiopia	1	Philippines	1		

Source. Aliens' Register data.

8.2. Number of decisions to issue, refuse to issue and withdrawn TRL by citizenship of foreigners in 2023

Citizenship	Give out	Refuse to issue	Withdraw	Citizenship	Give out	Refuse to issue	Withdraw
Afghanistan	16	-	-	Kyrgyzstan	1	-	-
Albania	2	-	-	Lebanon	7	1	5
Algeria	1	-	-	Libya	1	-	-
Argentina	2	-	-	Mexico	1	1	-
Armenia	6	-	-	Moldova	5	7	-
Australia	2	-	-	Morocco	2	-	-
Azerbaijan	10	-	1	Namibia	1	-	-
Bangladesh	5	-	-	Nepal	1	-	-
Belarus	608	30	29	Nigeria	8	-	-
Brazil	1	-	-	Pakistan	6	-	1
Cameroon	6	-	-	Philippines	1	-	-
China	12	-	1	Republic of South Africa	1	-	-
Colombia	1	-	-	Russia	512	48	149
Costa Rica	1	-	-	Stateless	10	1	6
Cuba	4	-	-	Syria	13	-	-



Citizenship	Give out	Refuse to issue	Withdraw	Citizenship	Give out	Refuse to issue	Withdraw
Democratic Republic of Congo	3	-	-	Tajikistan	23	-	-
Ecuador	1	-	-	Thailand	3	-	-
Egypt	8	-	1	Tunisia	1	-	-
Eritrea	2	-	-	Turkey	27	2	3
Georgia	8	2	6	Turkmenistan	1		
India	41	2	-	Ukraine	261	30	3
Iran	8	-	-	United Kingdom	16	-	-
Iraq	6	-	-	USA	25	-	-
Israel	11	3	-	Uzbekistan	3	1	-
Japan	1	-	-	Venezuela	15	-	-
Jordan	2	-	-	Yemen	1	-	-
Kazakhstan	37	1	1	Total	1 753	129	206

Source. Aliens' Register data.

8.3. Number of decisions to issue TRL by basis of issuance in 2023

Basis of issuance	Number of decisions
A transferred person	68
A foreigner has the right to restore the citizenship of the Republic of Lithuania in accordance with the procedure established by the Law on Citizenship	63
A foreigner is a person of Lithuanian origin	299
A foreigner came to reside in the Republic of Lithuania together with a citizen of the Republic of Lithuania as a member of his/her family	103
A foreigner has lost the citizenship of the Republic of Lithuania, but resides in the Republic of Lithuania	8
A foreign minor born in the Republic of Lithuania, and his/her parents or one of them are citizens of the Republic of Lithuania, whose place of residence is declared in the Republic of Lithuania, or have a permanent residence permit	53
A foreign minor born outside the Republic of Lithuania, and his/her parents or one of them are citizens of the Republic of Lithuania, whose place of residence is declared in the Republic of Lithuania, or have a permanent residence permit	109
A foreigner has resided in the Republic of Lithuania legally without a break for the past 5 years, having a document granting or confirming the right to reside in the Republic of Lithuania or a national visa specified in the Law	536
A foreigner has resided in an EU Member State without a break for the last 5 years, of which at least 2 years without a break – in the Republic of Lithuania, and had a temporary residence permit issued as a highly qualified worker	2
A foreigner received refugee status in the Republic of Lithuania	399
Family members who came to reside in the Republic of Lithuania together with a person of Lithuanian origin or a foreigner who has the right to restore the citizenship of the Republic of Lithuania	113
Total	1 753

Source. Aliens' Register data.

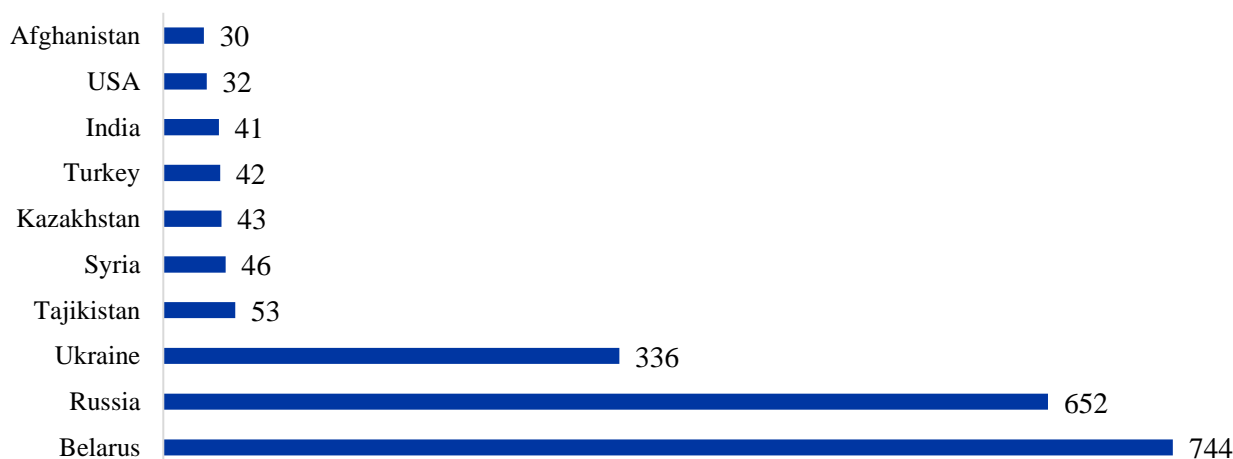


8.4. Number of foreigners to whom TRL was issued in 2023, by citizenship

Citizenship	To issue	Citizenship	To issue	Citizenship	To issue
Afghanistan	30	Guinea	1	PAR	1
Albania	2	India	41	Philippines	1
Algeria	2	Iran	8	Russia	652
Argentina	2	Iraq	6	Serbia	2
Armenia	10	Israel	19	South Sudan	1
Australia	2	Japan	1	Sri Lanka	2
Azerbaijan	16	Jordan	1	Stateless	14
Bangladesh	5	Kazakhstan	43	Syria	46
Belarus	744	Kenya	1	Tajikistan	53
Brazil	1	Kyrgyzstan	1	Thailand	3
Cameroon	6	Lebanon	7	Tunisia	3
China	16	Libya	1	Turkey	42
Colombia	1	Mexico	1	Turkmenistan	2
Costa Rica	1	Moldova	5	Ukraine	336
Cuba	4	Morocco	2	USA	32
Democratic Republic of Congo	3	Namibia	1	Uzbekistan	10
Ecuador	2	Nepal	1	Venezuela	16
Egypt	15	Nigeria	15	Yemen	1
Eritrea	2	North Macedonia	1	Total	2 258
Georgia	13	Pakistan	8		

Source. Aliens' Register data.

Užsieniečių, kuriems 2023 m. išduoti LNG, skaičius (top 10)



8.5. Number of foreigners to be replaced by TRL in 2023 by citizenship

Citizenship	To renew	Citizenship	To renew	Citizenship	To renew
Afghanistan	7	Iran	1	Russia	2 049
Algeria	1	Israel	34	South Korea	1
Argentina	1	Japan	1	Stateless	481
Armenia	28	Kazakhstan	29	Syria	6



Citizenship	To renew	Citizenship	To renew	Citizenship	To renew
Australia	2	Kyrgyzstan	4	Tajikistan	3
Azerbaijan	28	Lebanon	5	Thailand	1
Belarus	337	Moldova	13	Turkey	13
Brazil	1	Morocco	1	Ukraine	233
Canada	3	Nigeria	3	USA	23
China	17	North Macedonia	1	Uzbekistan	10
Costa Rica	1	Paraguay	1	Vietnam	15
Egypt	4	Peru	1	Total	3 363
Georgia	3	Philippines	1		

Source. Aliens' Register data.

8.6. Number of decisions to phase out TRL by basis in 2023

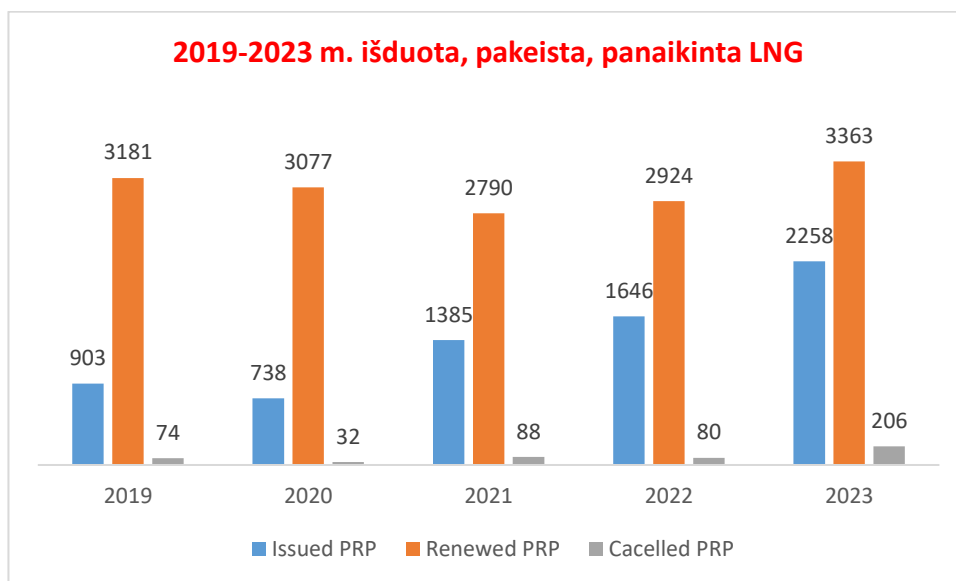
Basis of issuance	Number of decisions
A foreigner resides in another European Union Member State for more than 6 years or acquires long-term resident status in another European Union Member State	4
The refugee status granted to a foreigner is revoked in accordance with the procedure established by this Law	1
The life of a foreigner in the Republic of Lithuania poses a threat to state security	104
A foreigner resides in a non-European Union Member State for more than 12 consecutive months, or a foreigner to whom a permanent residence permit has been issued on the basis set out in Article 53, Part 1, Item 81 or 82 of this Law, resides in a non-European Union Member State for more than 24 consecutive months	95
If a foreigner's permanent residence permit is revoked, the permanent residence permit of his/her family members residing with him/her is also revoked, except in cases where they have the right to reside in the Republic of Lithuania on another basis established by this Law	2
Total	206

Source. Aliens' Register data.

8.7. Indicators of TRL procedures for 2019-2023

Year	2019	2020	2021	2022	2023
Applications accepted	868	822	1 066	1 142	1 390
Refused to issue TRL	25	34	27	14	129
TRL issued	903	738	1 385	1 646	2 258
TRL renewed	3 181	3 077	2 790	2 924	3 363
TRL withdrawn	74	32	88	80	206

Source. Aliens' Register data.





9. TRAVEL DOCUMENTS ISSUED TO FOREIGNERS

[9.1. Number of travel documents issued to foreigners in 2019-2023](#)

[9.2. Number of foreign passports issued to foreigners in 2023 by citizenship](#)

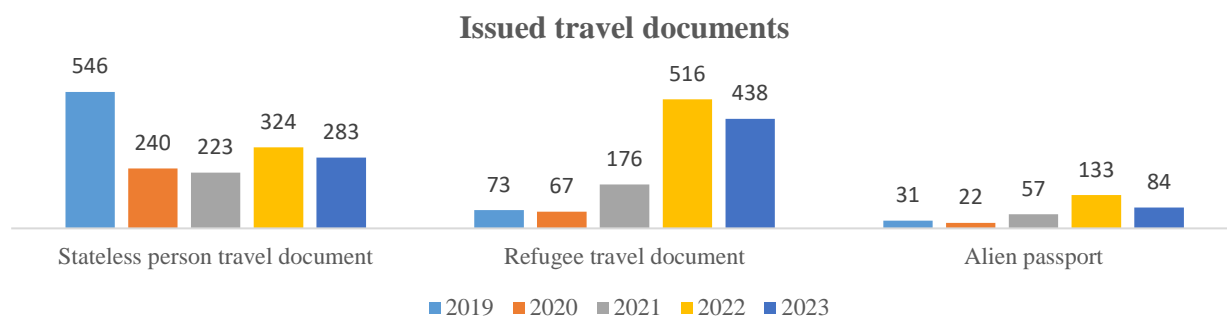
[9.3. Number of refugee travel documents issued to foreigners in 2023 by citizenship](#)



9.1. Number of travel documents issued to foreigners in 2019-2023

	2019	2020	2021	2022	2023
Issued in total, of which:	650	329	456	973	805
- travel documents of a stateless person	546	240	223	324	283
- the refugee's travel documents	73	67	176	516	438
- foreigner's passports	31	22	57	133	84

Source. Population Register data.



9.2. Number of foreign passports issued to foreigners in 2023 by citizenship

Citizenship	Number of applications	Citizenship	Number of applications	Citizenship	Number of applications
Afghanistan	14	Iraq	3	Tunisia	1
Algeria	1	Lebanon	1	Turkey	2
Armenia	1	Russia	11	Turkmenistan	1
Belarus	36	South Sudan	2	Uzbekistan	1
Cuba	1	Syria	3	Venezuela	1
Eritrea	3	Tajikistan	2	Total	84

Source. Population Register data.

9.3. Number of refugee travel documents issued to foreigners in 2023 by citizenship

Citizenship	Number of applications	Citizenship	Number of applications	Citizenship	Number of applications
Afghanistan	40	Russia	63	Turkey	9
Azerbaijan	2	South Sudan	1	Ukraine	1
Belarus	215	Stateless	2	Uzbekistan	1
Eritrea	1	Syria	68	Yemen	1
Iraq	1	Tajikistan	33	Total	438

Source. Population Register data.



10. UKRAINIAN WAR REFUGEES IN LITHUANIA

[10.1. General information about registered Ukrainian war refugees in the Republic of Lithuania in 2022-2023](#)

[10.2. Number of registered Ukrainian war refugees in the Republic of Lithuania according to Migration Department departments and registration centers in 2023](#)

[10.3. The number of registered Ukrainian war refugees in the Republic of Lithuania by citizenship in 2023](#)



10.1. General information about registered Ukrainian war refugees in the Republic of Lithuania in 2022-2023.

Indicator	2022	2023
Registered Ukrainian war refugees	72 496	10 677
Decisions made to issue a residence permit, of which:	68 352	14 093
- on the basis of temporary protection	66 027	12 337
- on a humanitarian basis	2 325	1 756
Decisions made to renew the residence permit	-	39 537
Decisions to refuse to issue a temporary residence permit	39	21
Left Lithuania	828	349

Note. You can find more detailed information about Ukrainian war refugees and their family members here: <https://osp.stat.gov.lt/ukraine-dashboards>.

10.2. Number of registered Ukrainian war refugees in the Republic of Lithuania according to Migration Department departments and registration centers in 2023.

Department of Migration / Registration Center	Number
Alytus branch	282
Kaunas branch	2 050
Kaunas branch (Elektrėnai)	29
Kaunas branch (Marijampolė)	331
Klaipėda branch	1 852
Klaipėda branch (Tauragė)	8
Panevėžys branch	614
Panevėžys branch (Visaginas)	77
Panevėžys branch (Utena)	263
Šiauliai branch	1 035
Vilnius branch	3 762
Vilnius branch (Šalčininkai)	14
Alytus registration center	355
Total	10 677

10.3. Number of registered Ukrainian war refugees in the Republic of Lithuania by citizenship in 2023

Citizenship	Number of persons	Citizenship	Number of persons
Angola	1	Nigeria	3
Armenia	1	Russia	8
Azerbaijan	2	Russia, Ukraine	17
Belarus	5	Stateless	1
Belarus, Ukraine	4	Turkey	2
Brazil	1	Ukraine	10 609
Georgia	3	Ukraine, USA	1
Israel, Ukraine	6	USA	2
Micronesia, Ukraine	1	Uzbekistan	2
Moldova	8	Total	10 677



11. ASYLUM IN THE REPUBLIC OF LITHUANIA

[11.1. Number of foreigners who applied for asylum in the Republic of Lithuania in 2019-2023, by citizenship](#)

[11.2. Applications of foreigners for asylum in the Republic of Lithuania and decisions made in 2023](#)

[11.3. Granting of asylum in the Republic of Lithuania to foreigners](#)

[11.4. Number of applications from the Republic of Lithuania to take over the processing of asylum applications for other states responsible for processing asylum applications submitted by foreigners in accordance with the Dublin III Regulation in 2023](#)

[11.5. Number of applications from other states to take over the processing of asylum applications for the Republic of Lithuania under the Dublin III Regulation in 2023](#)

[11.6. Number of asylum seekers transferred to the Republic of Lithuania from other countries in 2019–2023](#)

[11.7. Number of unaccompanied minor asylum seekers by citizenship and gender in 2019-2023](#)

[11.8. Number of foreigners who were issued alien registration certificates entitling them to work, by citizenship in 2023](#)



11.1. Number of foreigners who applied for asylum in the Republic of Lithuania in 2019-2023, by citizenship

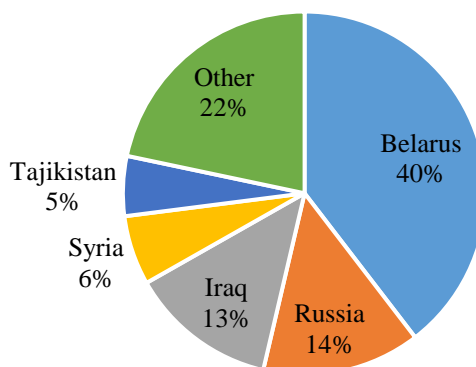
Citizenship	2019	2020	2021	2022	2023
Afghanistan	8	9	297	41	26
Algeria	-	-	-	1	1
Armenia	7	5	-	-	4
Azerbaijan	9	2	5	4	6
Bangladesh	2	-	3	2	2
Belarus	18	81	260	416	287
Benin	-	-	1	-	-
Burkina Faso	-	-	2	-	-
Cameroon	2	2	125	17	4
Central African Republic	-	-	1	1	-
China	2	3	-	1	-
Cuba	-	-	-	10	8
Democratic Republic of Congo	-	-	149	11	4
Egypt	4	1	6	12	4
Eritrea	-	-	32	1	2
Ethiopia	-	-	2	-	2
Gambia	-	-	19	2	1
Georgia	1	-	2	5	-
Ghana	-	1	7	-	-
Guinea	-	-	81	6	1
Guinea-Bissau	1	-	-	-	-
India	6	-	70	4	6
Iran	4	2	63	12	12
Iraq	10	14	2 480	138	27
Israel	-	-	-	1	1
Ivory Coast	-	-	22	3	-
Jordan	1	-	-	-	1
Kazakhstan	3	1	2	3	3
Kuwait	-	-	1	-	-
Kyrgyzstan	1	6	1	-	-
Lebanon	1	-	5	1	-
Liberia	-	-	1	-	-
Libya	2	-	1	-	-
Malio	-	-	14	4	2
Moldova	-	1	-	1	5
Mongolia	-	-	6	-	-
Morocco	1	1	1	-	1
Nepal	-	-	2	-	-
Nigeria	3	-	35	25	5
Pakistan	1	1	28	2	3
Palestine	-	-	3	1	-
Republic of South Africa	1	-	-	-	-



Citizenship	2019	2020	2021	2022	2023
Republic of the Congo	-	1	44	1	1
Russia	281	88	132	148	55
Salvador	-	-	1	-	-
Senegal	2	-	11	2	-
Serbia	1	-	-	-	-
Sierra Leone	-	-	9	-	-
Somalia	1	1	18	-	2
South Sudan	2	-	4	1	3
Sri Lanka	2	3	63	23	17
Stateless	2	1	2	1	1
Sudan	1	-	8	-	1
Syria	17	9	115	65	31
Taiwan	-	1	-	-	-
Tajikistan	217	62	52	56	20
Togo	-	-	26	2	2
Tunisia	-	-	-	1	-
Turkey	14	16	31	3	5
Turkmenistan	-	-	-	-	1
Ukraine	13	2	2	9	4
Unknown	-	-	1	-	-
USA	-	3	-	-	-
Uzbekistan	5	3	2	1	12
Venezuela	-	1	-	-	-
Vietnam	-	-	-	-	-
Yemen	-	-	11	7	2
Total	646	321	4 259	1 045	575

Source. Aliens' Register data.

2023 m. prieglobsčio prašytojų Lietuvos Respublikoje skaičius pagal pilietybę





11.2. Applications of foreigners for asylum in the Republic of Lithuania and decisions made in 2023

Citizenship	Applications			Decisions						
	Submitted for the first time	Re-submitted	Total	Submitted for the first time	Re-submitted	Nesuteikti prieglobsčio	Submitted for the first time	Re-submitted	Perduoti asmenis pagal Dublino III reglamentą	Submitted for the first time
Afghanistan	25	1	26	10	-	3	11	-	8	32
Algeria	1	-	1	-	-	-	1	-	-	1
Armenia	4	-	4	-	-	-	-	-	-	-
Azerbaijan	6	-	6	-	-	3	3	-	-	6
Bangladesh	2	-	2	-	-	2	1	-	-	3
Belarus	278	9	287	306	-	60	37	-	35	438
Cameroon	2	2	4	-	-	3	9	-	-	12
China	-	-	-	-	-	1	-	-	-	1
Cuba	8	-	8	4	-	2	5	-	2	13
Democratic Republic of Congo	1	3	4	-	-	3	3	-	-	6
Egypt	2	2	4	-	-	4	3	-	1	8
Eritrea	2	-	2	2	-	-	-	-	-	2
Ethiopia	2	-	2	-	-	-	-	-	-	-
Gambia	1	-	1	-	-	-	-	-	-	-
Georgia	-	-	-	-	-	1	-	-	-	1
Ghana	-	-	-	-	-	-	1	-	-	1
Guinea	-	1	1	-	-	2	4	-	-	6
India	6	-	6	-	-	-	5	-	-	5
Iran	12	-	12	-	-	7	11	-	3	21
Iraq	1	26	27	4	-	19	49	-	-	72
Israel	-	1	1	-	-	1	1	-	-	2
Jordan	1	-	1	-	-	-	1	-	-	1
Kazakhstan	2	1	3	-	-	1	-	-	-	1
Mali	2	-	2	-	-	1	1	-	-	2
Moldova	5	-	5	-	-	1	4	-	3	8



Citizenship	Applications			Decisions						
	Submitted for the first time	Re-submitted	Total	Submitted for the first time	Re-submitted	Nesuteikti prieglobsčio	Submitted for the first time	Re-submitted	Perduoti asmenis pagal Dublino III reglamentą	Submitted for the first time
Mongolia	-	-	-	-	-	-	6	-	-	6
Morocco	1	-	1	-	-	-	-	-	-	-
Nigeria	2	3	5	-	-	8	7	-	-	15
Pakistan	2	1	3	-	-	1	2	-	2	5
Republic of the Congo	-	1	1	-	-	1	2	-	-	3
Russia	49	6	55	46	-	43	27	1	3	120
Senegal	-	-	-	-	-	2	2	-	-	4
Somalia	2	-	2	-	-	-	1	-	-	1
South Sudan	3	-	3	-	1	-	-	-	-	1
Sri Lanka	17	-	17	-	-	3	12	-	3	18
Stateless	1	-	1	1	-	-	-	-	-	1
Sudan	1	-	1	-	-	-	6	-	-	6
Syria	30	1	31	8	-	2	13	-	9	32
Tajikistan	14	6	20	21	-	8	17	-	-	46
Togo	-	2	2	-	-	-	-	-	-	-
Tunisia	-	-	-	-	-	-	1	-	-	1
Turkey	5	-	5	1	-	-	-	-	1	2
Turkmenistan	1	-	1	-	-	-	-	-	1	1
Ukraine	3	1	4	-	-	5	-	-	-	5
USA	-	-	-	-	-	1	-	-	-	1
Uzbekistan	12	-	12	-	-	2	5	-	-	7
Yemen	2	-	2	-	-	1	-	-	-	1
Total	508	67	575	403	1	191	251	1	71	918

Source. Data of the Aliens' Register, Migration Department.



11.3. Granting of asylum in the Republic of Lithuania to foreigners in 2023

Year	To grant refugee status	To provide additional protection	Do not grant asylum	Terminated processing of the asylum application
2004	12	407	50	91
2005	15	328	30	7
2006	12	385	29	16
2007	9	393	51	32
2008	14	350	49	28
2009	11	221	155	98
2010	1	110	180	209
2011	7	88	280	146
2012	13	111	335	169
2013	15	123	115	124
2014	24	153	106	151
2015	17	69	97	158
2016	181	14	87	60
2017	280	13	83	89
2018	136	18	132	100
2019	79	13	233	157
2020	80	1	266	254
2021	443	8	2 768	532
2022	316	21	548	733
2023	403	1	192	251
Total	2 068	2 827	3 018	3 405

Source. Aliens' Register data.

11.4. Number of applications from the Republic of Lithuania to take over the processing of asylum applications for other states responsible for processing asylum applications submitted by foreigners in accordance with the Dublin III Regulation in 2023

State to which the application submitted	Applications sent	Refused to accept	Agreed to take over	Foreigners transferred
Austria	1	-	1	1
Bulgaria	1	1	-	-
Czech Republic	2	-	2	-
Estonia	5	-	5	-
France	3	-	3	1
Germany	10	3	8	5
Hungary	1	-	1	-
Iceland	2	-	2	2
Italy	2	1	1	-
Latvia	33	1	26	12
Netherlands	1	1	-	-
Poland	32	10	20	19
Slovakia	-	-	-	1
Spain	1	-	1	1
Switzerland	1	1	-	-
Total:	95	18	70	42

Source. Data from the Department of Migration.



11.5. Number of applications from other states to take over the processing of asylum applications for the Republic of Lithuania under the Dublin III Regulation in 2023

State name	Applications received	Refused to accept	Agreed to take over	Foreigners transferred
Austria	12	2	10	6
Belgium	49	2	47	1
Bulgaria	1	1	-	-
Croatia	2	1	1	-
Czech Republic	9	1	8	-
Denmark	8	-	8	2
Estonia	8	-	8	-
Finland	4	-	4	3
France	162	11	151	1
Germany	298	34	264	52
Greece	1	1	-	-
Iceland	8	-	8	-
Italy	10	-	10	-
Latvia	2	-	2	-
Liechtenstein	1	-	1	1
Luxembourg	2	-	2	1
Netherlands	44	2	42	3
Norway	24	-	24	13
Poland	8	-	8	4
Romania	1	1	-	-
Slovakia	1	1	-	-
Slovenia	1	-	1	-
Spain	1	-	1	-
Sweden	63	1	62	26
Switzerland	18	3	15	-
Total:	738	61	677	113

Source. Data from the Department of Migration.

11.6. Number of asylum seekers transferred to the Republic of Lithuania from other countries in 2019–2023

Year	The country from which the foreigners were transferred	Citizenship of transferred foreigners	Number	Total
2019	Italy	Guinea-Bissau, Nigeria, Senegal	4	7
	Malta	South Sudan, Sudan	3	
2020	Greece	Afghanistan	1	6
	Jordan	Syria	5	
2021	Italy	Sudan, Eritrea	12	212
	Greece	Afghanistan	2	
	Malta	Eritrea, South Sudan	2	
	Ethiopia	Eritrea	17	
2022	Afghanistan	Afghanistan, Tajikistan	179	22
	Malta	Eritrea, Cameroon	2	
2023	Kosovo	Afghanistan	20	5
	Italy	South Sudan, Malis	5	

Source. Data from the Department of Migration.



11.7. Number of unaccompanied minor asylum seekers by citizenship and gender in 2019-2023

Citizenship	2019		2020		2021		2022		2023	
	V	M	V	M	V	M	V	M	V	M
Afghanistan	-	-	-	-	6	-	1	-	-	-
Belarus	-	-	-	-	-	-	1	-	-	-
Burkina Faso	-	-	-	-	1	-	-	-	-	-
Cameroon	-	-	-	-	10	1	-	-	-	-
Democratic Republic of Congo	-	-	-	-	8	-	-	-	-	-
Democratic Republic of Congo	-	-	-	-	7	1	-	-	-	-
Eritrea	-	-	-	-	1	-	-	-	-	-
Ethiopia	-	-	-	-	1	-	-	-	-	1
Gambia	-	-	1	-	5	-	-	-	1	-
Guinea	-	-	-	-	22	1	-	-	-	-
Iran	-	-	-	-	12	-	-	-	1	-
Iraq	-	-	-	-	18	-	2	-	1	-
Ivory Coast	-	-	-	-	3	-	-	-	-	-
Lebanon	-	-	-	-	1	-	-	-	-	-
Mali	-	-	-	-	4	-	-	-	-	-
Pakistan	-	-	-	-	2	-	-	-	-	-
Senegal	-	-	-	-	3	-	-	-	-	-
Sierra Leone	-	-	-	-	1	-	-	-	-	-
Somalia	-	-	-	-	7	-	-	-	-	1
Syria	-	-	-	-	6	-	1	-	-	-
Ukraine	-	-	-	-	-	-	-	3	-	-
Vietnam	-	-	1	-	-	-	-	-	-	-
Yemen	-	-	-	-	1	-	-	-	1	-
Total	-	-	2	-	122	-	8	-	6	-

V – men, M – women

Source: Data from the Department of Migration.

11.8. Number of foreigners who were issued alien registration certificates entitling them to work, by citizenship in 2023

Citizenship	Number	Citizenship	Number
Afghanistan	8	Mongolia	2
Algeria	1	Nigeria	13
Azerbaijan	9	Palestine	2
Bangladesh	2	Republic of the Congo	4
Belarus	206	Russia	126
Cameroon	20	Senegal	4
China	1	South Sudan	1
Cuba	2	Sri Lanka	4
Democratic Republic of Congo	10	Syria	7
Gambia	5	Tajikistan	27
Georgia	4	Togo	6
Ghana	2	Tunisia	1
Guinea	7	Turkey	3
Iran	11	Ukraine	4
Iraq	44	USA	1



Kazakhstan	5	Uzbekistan	2
Mali	2	Total	546

Source. Data from the Department of Migration.



12. INTEGRATION

12.1. Number of foreigners who participated in the social integration program at the Refugee Reception Center in 2023 by citizenship and groups

12.2. Number of foreigners accommodated and participated in the social integration program at the Refugee Reception Center in 2019-2023, by their citizenship

12.3. Number of foreigners who participated in the social integration program in municipal territories in 2019-2023, by their citizenship



12.1. Number of foreigners who received social, accommodation services and state support for integration at the Refugee Reception Center in 2023, by their citizenship and groups

Citizenship of foreigners	Number of persons	Užsieniečių grupės					
		Asylum recipients *	Nelydimi nepilnamečiai	Perkelti iš ES šalių*	Asylum recipients *	Perkeliamieji (lietuvių kilmės)	Prieglobsčio prašytojai / neteisėti migrantai*
Afghanistan	7	3	4	-	-	-	-
Armenia	4	-	-	-	-	-	4
Belarus	200	187	-	-	-	-	13
Cameroon	7	-	-	1	-	-	6
Cuba	4	4	-	-	-	-	-
Eritrea	3	1	-	1	-	-	1
Ethiopia	2	-	1	-	-	-	1
Gambia	1	-	1	-	-	-	-
Ghana	1	-	-	-	-	-	1
Guinea	3	-	1	-	-	-	2
Iran	11	-	8	-	-	-	3
Iraq	24	2	1	-	-	-	21
Malio	2	-	-	2	-	-	-
Nigeria	2	-	-	-	-	-	2
Pakistan	2	-	-	-	-	-	2
Republic of the Congo	10	-	-	-	-	-	10
Russia	50	21	-	-	-	-	29
Sierra Leone	1	-	1	-	-	-	-
Somalia	4	-	3	-	-	-	1
South Sudan	5	1	-	3	-	-	1
Sri Lanka	3	-	-	-	-	-	3
Syria	25	7	5	-	-	-	13
Tajikistan	17	-	-	-	-	-	17
Togo	3	-	-	-	-	-	3
Ukraine	351	-	3	-	348	-	-
Ukraine/LR	20	-	-	-	-	20	-
Venezuela/LR	27	-	-	-	-	27	-
Yemen	4	-	3	-	-	-	1
Total	793	226	31	7	348	47	134

* Except for unaccompanied minors.

Source. Refugee reception center data.

12.2. Number of foreigners who received social and accommodation services and state support for integration at the Refugee Reception Center in 2019-2023, by their citizenship

Citizenship	2019	2020	2021	2022	2023
Afghanistan	20	17	247	125	7
Albania	-	-	-	-	-
Armenia	-	-	1	-	4
Azerbaijan	11	1	2	-	-
Belarus	9	10	80	197	200
Benin	-	-	1	-	-
Burkina Faso	-	-	1	-	-
Cameroon	-	2	19	16	7
Central African Republic	-	-	1	-	-



Citizenship	2019	2020	2021	2022	2023
China	-	-	4	-	-
Cuba	-	-	-	-	4
Egypt	-	1	3	-	-
Eritrea	2	-	38	17	3
Ethiopia	-	1	-	-	2
Gambia	1	-	4	2	1
Ghana	-	-	1	2	1
Guinea	-	-	20	11	3
India	-	-	4	2	-
Iran	8	12	26	5	11
Iraq	13	3	1 220	1 198	24
Ivory Coast	-	-	5	4	-
Kyrgyzstan	12	-	1	-	-
Lebanon	-	-	4	2	-
Libya	-	1	-	-	-
Lithuania	-	6	10	54	-
Mali	-	-	7	-	2
Morocco	-	-	-	-	-
Myanmar	-	-	1	-	-
Nepal	-	-	-	-	-
Nigeria	-	-	4	8	2
Pakistan	-	-	3	-	2
Palestine	-	-	-	2	-
Republic of South Africa	-	-	1	-	-
Republic of the Congo	-	-	37	25	10
Russia	106	74	85	83	50
Salvador	-	-	1	-	-
Senegal	-	-	1	-	-
Sierra Leone	-	-	5	4	1
Somalia	-	-	4	12	4
South Sudan	-	2	1	3	5
Sri Lanka	2	2	12	11	3
Sudan	3	1	6	6	-
Syria	47	27	113	136	25
Tajikistan	160	90	28	19	17
Togo	-	-	1	3	3
Turkey	28	11	21	11	-
Ukraine	25	-	-	9	351
Ukraine/LR	-	-	-	-	20
Uzbekistan	-	1	-	-	-
Venezuela	-	6	51	37	-
Venezuela/LR	-	-	-	-	27
Vietnam	11	-	-	-	-
Yemen	-	-	4	14	4
Total	458	268	2 078	2 018	793

Source. Refugee reception center data.



12.3. Number of asylum seekers who participated in the social integration program in municipal territories in 2019-2023, by their citizenship

Citizenship of foreigners	2019	2020	2021	2022	2023
Afghanistan	42	38	220	231	188
Armenia	2	2	-	-	-
Azerbaijan	7	4	3	4	2
Belarus	8	3	50	254	593
Cameroon	-	-	1	-	-
China	-	-	1	-	-
Cuba	-	-	-	-	4
Egypt	-	1	4	4	5
Eritrea	1	2	5	10	8
Ethiopia	-	1	1	1	1
Iran	-	11	10	6	4
Iraq	6	7	9	18	19
Lebanon	-	-	-	1	1
Libya	-	1	1	-	1
Russia	36	62	63	52	75
Somalia	-	-	-	1	-
South Sudan	-	-	-	3	2
Sri Lanka	2	2	2	2	
Syria	6	15	9	56	48
Tajikistan	66	75	54	34	28
Turkey	35	49	42	45	16
Ukraine	17	9	6	3	2
Uzbekistan	-	1	1	-	-
Yemen	-	-	-	6	4
Total	228	283	482	731	1 001

Source. Refugee reception center data.



13. CONTROL OF FOREIGNERS

13.1. Number of foreigners who are not allowed to enter the Republic of Lithuania in 2023, by citizenship

13.2. Number of foreigners who are not allowed to enter the Republic of Lithuania in 2023 according to the reasons specified in the Schengen Borders Code

13.3. Number of foreigners who were accommodated at the Foreigners' Registration Center by country of origin of the foreigner

13.4. Number of written administrative offense protocols for the administrative offenses established in the Articles of the Civil Code according to the offenses committed

13.5. Number of foreigners who were obliged to leave the Republic of Lithuania in 2019-2023, by citizenship

13.6. Number of foreigners for whom a decision was made to return them to a foreign country in 2019-2023, by citizenship

13.7. Number of foreigners who were deported from the Republic of Lithuania in 2019-2023, by citizenship

13.8. Persons who agreed to voluntarily return to their country of origin in 2023, by citizenship

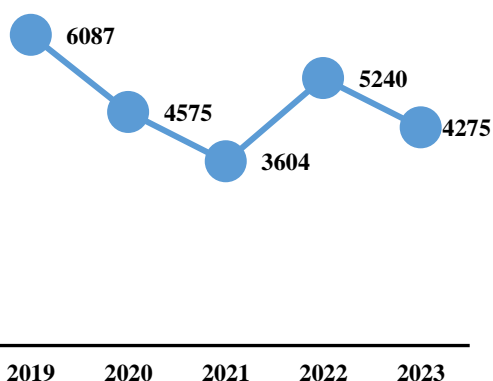


13.1. Number of foreigners who are not allowed to enter the Republic of Lithuania in 2023, by citizenship

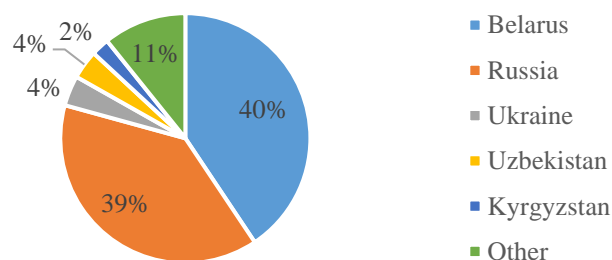
Citizenship	Number of decisions	Citizenship	Number of decisions
Armenia	7	Niger	1
Australia	1	Nigeria	3
Azerbaijan	37	North Macedonia	1
Bangladesh	1	Pakistan	7
Belarus	1 734	Palestine	1
Cameroon	2	Russia	1 649
Canada	2	Rwanda	1
China	1	Serbia	5
Colombia	3	Sri Lanka	6
Cuba	3	Stateless	1
Democratic Republic of Congo	3	Tajikistan	66
Egypt	5	Turkey	13
Georgia	96	Turkmenistan	2
Guinea	1	Ukraine	167
India	12	United Arab Emirates	1
Israel	13	United Kingdom	6
Kazakhstan	95	Unknown	1
Kyrgyzstan	99	USA	3
Moldova	63	Uzbekistan	159
Mongolia	2	Yemen	1
Nepal	1	Total	4 275

Source. Data of the State Border Guard Service.

Užsieniečių, kuriems neleista įvažiuoti į Lietuvą, skaičius



Užsieniečių, kuriems neleista įvažiuoti į Lietuvos Respubliką, skaičius pagal pilietybę 2023 m.





13.2. Number of foreigners who are not allowed to enter the Republic of Lithuania in 2023 according to the reasons specified in the Schengen Borders Code

Reason for not being allowed to enter	Number of foreigners
does not have valid travel document(s)	65
has a fake/forged/counterfeit travel document	9
does not have a valid visa or residence permit	670
has a fake/forged/falsified visa or residence permit	14
does not have relevant documents justifying the purpose and conditions of stay	1 585
has already stayed in the territory of the EU Member States for three months out of 6 months period	115
does not have sufficient means of subsistence for the duration and manner of stay or means of returning to the country of origin or transit	229
is a person for whom a warning to refuse entry is entered in the SIS or in the national register	397
is considered to pose a threat to the public order, internal security, public health or international relations of one or more EU Member States	1 908
Total	4 992

Source. Data of the State Border Guard Service.

13.3. Number of foreigners who were accommodated in the VSAT Foreigners' Registration Center in 2023 by the foreigner's country of origin

State	Total	Men	Women	Children	State	Total	Men	Women	Children
Afghanistan	117	90	15	12	Kyrgyzstan	5	5	-	-
Algeria	4	4	-	-	Malis	4	2	1	1
Angola	1	1	-	-	Moldova	14	11	3	-
Armenia	5	2	1	2	Morocco	4	4	-	-
Azerbaijan	12	12	-	-	Nepal	1	1	-	-
Bangladesh	23	23	-	-	Nigeria	9	9	-	-
Belarus	48	40	5	3	Pakistan	10	10	-	-
Brazil	1	1	-	-	Palestine	1	1	-	-
Cameroon	13	13	-	-	Philippines	1	-	1	-
China	1	-	1	-	Republic of South Africa	1	1	-	-
Comoros	5	2	3	-	Russia	33	28	5	-
Cuba	5	2	3	-	Senegal	1	1	-	-
Democratic Republic of Congo	9	8	1	-	Somalia	23	13	10	-
Egypt	9	9	-	-	Sri Lanka	35	32	2	1
Eritrea	5	1	3	1	Stateless	1	1	-	-
Ethiopia	8	5	3	-	Sudan	2	2	-	-
Gambia	3	2	1	-	Syria	153	137	11	5
Georgia	11	11	-	-	Tajikistan	20	17	1	2
Ghana	7	6	1	-	Togas	1	1	-	-
Guinea	4	2	2	-	Turkey	6	6	-	-
India	122	112	2	-	Turkmenistan	1	1	-	-



State	Total	Men	Women	Children	State	Total	Men	Women	Children
Iran	148	107	23	18	Uganda	3	2	1	-
Iraq	53	41	5	7	Ukraine	5	4	1	-
Israel	2	2	-	-	USA	1	1	-	-
Ivory Coast	2	2	-	-	Uzbekistan	40	39	1	-
Jordan	1	1	-	-	Yemen	14	14	-	-
Kazakhstan	3	3	-	-	Total	1 010	852	106	52
Kuwait	1	1	-	-					

Source. Data of the State Border Guard Service.

13.4. Number of written administrative offense protocols for administrative offenses established in the articles of the Code of Administrative Misdemeanours according to the violations committed in 2019-2023

Administrative violation of the law	2019	2020	2021	2022	2023
Article No 528 (life without an ID card or passport)	2 825	1 108	507	611	583
Article No 530 (failure to provide residence declaration data or providing false data)	896	326	411	521	1 341
Article No 532 (failure to report on acquisition of citizenship of another state)	1	-	-	1	1
Article No 534 (taking a personal identity card or passport as collateral)	n/d	6	3	2	3
Article No 535 (use of an invalid identity document)	5	1	-	-	-
Article No 537 (illegal crossing of the state border due to carelessness)	n/d	34	34	20	49
Article No 538 (violation of the procedure for the entry of foreigners to the Republic of Lithuania, stay or residence in the Republic of Lithuania, transit through the Republic of Lithuania and departure from the Republic of Lithuania)	2 836	2 183	2 336	3 441	5 856
Article No 539 (granting of residing space to foreigners who do not have a passport or another travel document corresponding to it, a document confirming the right to be or reside in the Republic of Lithuania)	4	-	-	-	-
Article No 540 (establishing conditions for engaging in activities other than those performed under the employment contract for foreigners who do not have a permit to engage in such activities, when a permit is required, and a document confirming the foreigner's right to be or reside in the Republic of Lithuania)	5	-	-	-	-
Article No 541 (submitting false data to confirm invitations to foreigners to come to the Republic of Lithuania or assisting a foreigner in another illegal way to obtain a document confirming the right to be or reside in the Republic of Lithuania)	11	47	12	24	11
Article No 542 (failure to report on renewed foreigner's data)	20	127	40	72	75
Total	6 603	3 832	3 343	4 692	7 919

Source. Data from the register of administrative offenses.



13.5. Number of foreigners who were obliged to leave the Republic of Lithuania in 2019-2023, by citizenship

Citizenship	2019	2020	2021	2022	2023
Afghanistan	-	-	3	1	2
Azerbaijan	-	-	1	1	4
Bangladesh	-	-	1	-	-
Belarus	-	2	9	13	22
Cameroon	-	-	-	1	-
Colombia	1	-	-	-	1
Cyprus	-	-	-	-	-
Democratic Republic of Congo	-	-	-	-	1
Dominican Republic	-	1	-	-	-
Egypt	-	-	-	3	-
Georgia	1	-	5	4	6
Greece	-	-	-	-	-
Guinea	-	-	-	1	-
India	2	1	-	-	-
Iran	-	-	-	-	1
Iraq	-	-	-	3	-
Kazakhstan	-	-	1	1	-
Kyrgyzstan	-	-	-	4	6
Latvia	-	1	1	-	-
Moldova	-	-	-	-	1
Mongolia	-	1	-	-	-
Nepal	-	-	1	-	-
Nigeria	-	1	-	1	2
Pakistan	-	-	-	-	2
Poland	-	-	-	-	1
Romania	-	1	-	1	-
Russia	-	2	1	5	8
Sri Lanka	-	-	-	-	1
Syria	1	-	-	1	1
Tajikistan	1	-	1	4	5
Turkey	-	-	-	-	1
Ukraine	15	25	105	2	8
United Kingdom	-	-	-	-	1
Unknown	1	-	2	-	-
USA	-	1	-	-	-
Uzbekistan	1	2	5	5	8
Yemen	-	-	-	-	-
Zimbabwe	-	1	-	-	-
Total	23	39	136	51	82

Source. Aliens' Register data.

13.6. Number of foreigners for whom a decision was made to return them to a foreign country in 2019-2023, by citizenship

Citizenship	2019	2020	2021	2022	2023
Afghanistan	-	3	1	4	-
Albania	-	1	1	-	2



Citizenship	2019	2020	2021	2022	2023
Algeria	1	3	1	-	3
Angola	-	-	-	-	1
Argentina	-	1	-	-	1
Armenia	3	9	1	14	9
Australia	-	1	1	-	4
Azerbaijan	31	38	46	76	125
Bangladesh	-	1	1	1	4
Belarus	590	347	447	670	1 325
Bhutan	1	-	-	-	-
Bolivia	-	-	-	-	1
Bosnia and Herzegovina	-	-	-	-	1
Botswana	-	-	-	-	1
Brazil	1	1	6	3	3
Cambodia	1	-	-	-	-
Cameroon	-	2	4	12	11
Canada	1	-	-	2	1
Chad	-	-	-	1	-
Chile	-	-	-	1	1
China	11	9	1	23	17
Colombia	5	-	1	1	6
Cuba	-	-	-	-	-
Democratic Republic of Congo	-	-	-	2	-
Ecuador	-	-	-	-	-
Egypt	-	2	2	7	8
Gabon	-	-	-	1	-
Gambia	-	-	-	1	-
Georgia	46	57	73	103	154
Ghana	2	-	1	-	4
Grenada	-	-	-	-	1
Guatemala	-	-	-	-	1
Guinea	-	-	-	4	-
Honduras	-	-	-	-	1
India	13	15	13	60	31
Indonesia	-	-	1	4	7
Iran	8	6	16	9	4
Iraq	3	1	418	421	9
Israel	7	1	4	6	21
Ivory Coast	1	-	2	2	1
Jamaica	-	-	-	-	1
Japan	1	2	-	2	-
Jordan	3	-	1	-	-
Kazakhstan	132	82	137	155	205
Kenya	1	2	-	-	2



Citizenship	2019	2020	2021	2022	2023
Kosovo	1	-	-	1	-
Kuwait	1	-	-	-	1
Kyrgyzstan	270	68	105	204	289
Lebanon	4	-	2	5	5
Libya	1	-	1	-	-
Madagascar	3	-	-	-	-
Malaysia	3	-	-	-	-
Mexico	-	-	-	-	-
Moldova	43	54	28	23	52
Mongolia	-	-	-	-	2
Morocco	1	1	-	6	1
Myanmar	-	1	1	-	-
Nepal	1	-	-	-	2
New Zealand	-	-	-	-	1
Nigeria	6	8	1	8	27
North Macedonia	-	-	-	-	2
Oman	3	1	-	-	1
Pakistan	3	3	1	3	7
Palestine	2	-	-	-	-
Paraguay	-	-	2	-	-
Peru	-	-	1	1	-
Philippines	7	28	32	44	51
Poland	-	-	-	-	-
Republic of South Africa	2	2	-	1	2
Republic of the Congo	-	-	1	2	-
Romania	-	-	2	-	-
Russia	329	134	173	301	390
Salvador	-	-	1	-	-
Saudi Arabia	-	1	-	-	5
Senegal	-	-	-	-	1
Serbia	1	-	-	1	-
Seychelles	-	-	-	1	-
Somalia	-	1	-	-	-
South Korea	-	-	-	-	-
Sri Lanka	-	2	3	15	4
Stateless	-	-	-	-	-
Sudan	1	-	-	-	-
Syria	-	-	2	1	2
Tajikistan	86	80	70	132	244
Thailand	3	1	1	1	1
Togo	-	-	-	1	-
Trinidad and Tobago	-	1	-	-	-
Tunisia	1	-	-	1	1
Turkey	41	9	20	28	60



Citizenship	2019	2020	2021	2022	2023
Turkmenistan	2	1	-	2	-
Uganda	-	-	-	-	1
Ukraine	464	691	435	105	107
United Kingdom	-	-	11	17	22
Unknown	18	12	23	1	2
USA	14	6	8	8	20
Uzbekistan	93	107	108	170	333
Vanuatu	-	-	-	-	1
Venezuela	-	-	-	-	2
Vietnam	9	13	1	3	2
Yemen	-	-	1	-	6
Zambia	1	-	-	-	-
Total	2 276	1 809	2 213	2 671	3 616

Source. Aliens' Register data.

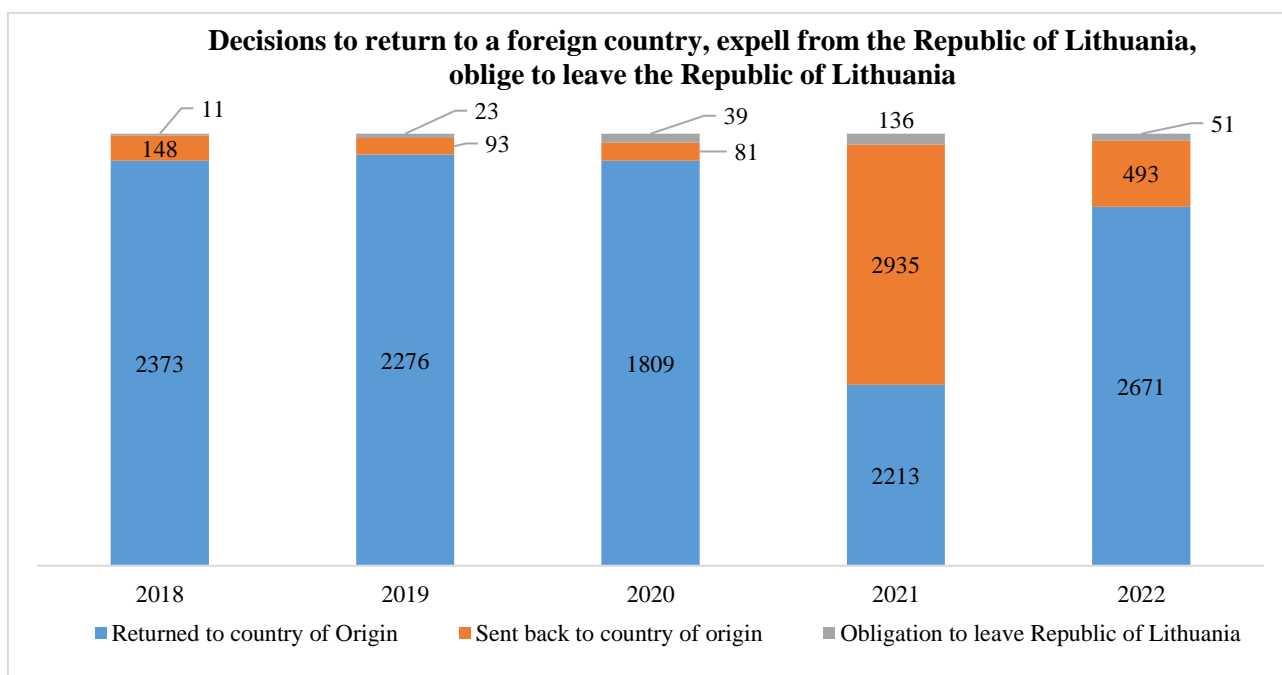
13.7. Number of foreigners who were deported from the Republic of Lithuania in 2019-2023, by citizenship

Citizenship	2019	2020	2021	2022	2023
Afghanistan	-	3	6	-	-
Algeria	-	1	-	-	-
Armenia	3	1	-	1	-
Azerbaijan	1	1	-	-	6
Bangladesh	-	-	1	1	4
Belarus	11	10	6	20	61
Benin	-	-	1	-	-
Burkina Faso	-	-	1	-	-
Cameroon	-	-	109	29	5
Central African Republic	-	-	-	1	-
Cuba	-	-	-	-	-
Democratic Republic of Congo	-	-	150	36	-
Egypt	-	-	7	3	8
Eritrea	-	-	1	-	-
Ethiopia	-	-	-	2	-
Gambia	-	-	19	3	-
Georgia	-	4	4	6	6
Ghana	-	2	8	1	-
Guinea	-	-	72	21	-
Guinea-Bissau	-	-	-	-	1
India	-	1	66	8	-
Iran	1	-	10	9	9
Iraq	-	-	2 150	229	5
Israel	-	-	-	1	2
Ivory Coast	-	1	21	7	-
Jordan	-	-	-	1	-
Kazakhstan	1	-	2	-	2



Citizenship	2019	2020	2021	2022	2023
Kosovo	-	-	-	-	-
Kuwait	-	-	1	1	1
Kyrgyzstan	6	-	1	1	5
Lebanon	-	-	2	1	-
Liberia	-	-	1	-	-
Libya	-	-	1	-	-
Mali	-	-	8	5	2
Moldova	1	5	3	2	10
Morocco	-	1	-	-	-
Nepal	-	-	2	-	-
Nigeria	2	3	43	16	4
Pakistan	1	-	17	8	-
Republic of South Africa	-	-	2	-	-
Republic of the Congo	-	-	25	8	2
Russia	16	18	33	13	32
Senegal	2	-	13	2	4
Sierra Leone	-	-	8	1	-
Somalia	-	-	5	8	-
South Sudan	-	-	-	1	-
Spain	-	1	-	-	-
Sri Lanka	-	1	64	5	6
Sudan	-	-	-	8	-
Sweden	2	-	-	-	-
Syria	-	-	4	3	-
Tajikistan	4	15	13	17	21
Togo	-	-	27	5	-
Turkey	-	3	17	2	1
Ukraine	3	5	3	-	3
United Kingdom	-	1	-	-	-
Unknown	-	-	3	1	-
Uzbekistan	3	3	5	1	19
Vietnam	36	1	-	-	-
Yemen	-	-	-	5	-
Total	93	81	2 935	493	219

Source. Aliens' Register data.



13.8. Persons who agreed to voluntarily return to their country of origin in 2023, by citizenship

Citizenship	Number	Citizenship	Number	Citizenship	Number
Azerbaijan	2	Iran	2	Russia	5
Belarus	5	Iraq	7	Tajikistan	2
Egypt	2	Israel	1	Turkey	5
Georgia	4	Moldova	6	Uzbekistan	6
India	1	Nigeria	4	Total	52

Source. Data of the State Border Guard Service.



14. CITIZENSHIP OF THE REPUBLIC OF LITHUANIA

[14.1. Acquisition of citizenship of the Republic of Lithuania in 2019-2023 by the grounds for its acquisition](#)

[14.2. Negative decisions made regarding the citizenship of the Republic of Lithuania](#)

[14.3. Number of persons who have been granted the citizenship of the Republic of Lithuania through the naturalization procedure](#)

[14.4. Number of persons who were granted citizenship of the Republic of Lithuania in a simplified procedure](#)

[14.5. Number of persons to whom the citizenship of the Republic of Lithuania has been returned](#)

[14.6. Number of persons who took an oath to the Republic of Lithuania in 2019–2023](#)

[14.7. Number of persons who restored the citizenship of the Republic of Lithuania in 2019–2023](#)

[14.8. Number of persons who have lost the citizenship of the Republic of Lithuania](#)

[14.9 Exclusion of the loss of citizenship of the Republic of Lithuania by the number of persons and their citizenships in 2023](#)

[14.10. Number of persons who lost their citizenship of the Republic of Lithuania in 2019-2023, by acquired citizenships of other states](#)

[14.11. The number of issued certificates confirming the right to restore the citizenship of the Republic of Lithuania and certificates confirming Lithuanian origin by foreigner's citizenship](#)

[14.12. Number of decisions on granting transferable person status by citizenship](#)

[14.13. Nationalities of other countries held by citizens of the Republic of Lithuania on 31 December 2023](#)



14.1. Acquisition of citizenship of the Republic of Lithuania in 2019-2023 by the grounds for its acquisition

Basics of acquiring citizenship of the Republic of Lithuania	2019	2020	2021	2022	2023
At birth	28 677	25 150	25 573	23 689	28 425
In a recovery procedure	2 248	4 671	2 728	2 351	2 402
In a simplified procedure	135	108	123	57	30
In a procedure for naturalization	123	176	236	126	55
By way of exception	-	-	2	-	-
Return policy	19	14	31	26	5
In a procedure for establishing the fact of having citizenship	168	105	156	162	231
Children who acquired the citizenship of the Republic of Lithuania after their adoption or after the parents' citizenship renewed	14	27	12	13	28
Total	31 384	30 251	28 509	26 424	31 176

Source. Data of the Lithuanian Migration Information System.

14.2. Negative decisions made regarding the citizenship of the Republic of Lithuania

Decision	2021	2022	2023
Refusal to restore	352	81	43
Refused to grant in a procedure for naturalization	25	28	2
Total	377	109	45

Source. Data of the Lithuanian Migration Information System.

14.3. Number of persons who have been granted the citizenship of the Republic of Lithuania through the naturalization procedure

Citizenship of persons at the time of submission of the application for granting the citizenship of the Republic of Lithuania	2019	2020	2021	2022	2023
Afghanistan	-	-	1	1	-
Albania	-	1	-	-	-
Algeria	-	1	1	-	-
Armenia	5	5	7	2	-
Azerbaijan	5	2	-	2	5
Bangladesh	-	-	-	1	-
Belarus	9	20	33	16	4
Brazil	-	-	-	2	-
Bulgaria	2	-	-	-	-
China	1	-	-	-	1
Ecuador	1	-	-	-	-
Egypt	3	2	2	3	-
Ethiopia	-	1	-	-	-
Georgia	-	2	1	1	2
India	-	1	-	3	1
Iran	-	2	1	2	-
Iraq	-	-	-	-	1



Citizenship of persons at the time of submission of the application for granting the citizenship of the Republic of Lithuania	2019	2020	2021	2022	2023
Israel	-	2	-	1	-
Italy	-	1	-	-	-
Jordan	1	-	-	2	2
Kazakhstan	2	6	6	-	-
Kyrgyzstan	-	-	2	-	-
Latvia	-	-	-	3	-
Lebanon	2	4	1	2	-
Moldova	2	2	-	1	3
Nepal	-	-	1	-	-
Nigeria	1	1	1	3	1
Pakistan	-	-	-	4	1
Peru	-	-	-	-	1
Philippines	-	1	-	-	-
Russia	34	47	45	29	1
Serbia	-	-	1	-	-
Somalia	-	-	1	-	-
Stateless	38	45	88	29	14
Syrian Arab Republic	-	1	1	1	-
Tajikistan	-	-	1	-	-
Turkey	-	4	3	-	3
Turkmenistan	-	1	1	1	-
Ukraine	16	20	31	15	12
Uzbekistan	1	2	3	1	1
Vietnam	-	2	3	1	1
Total	123	176	236	126	55

Source. Data of the Lithuanian Migration Information System.

14.4. Number of persons who were granted citizenship of the Republic of Lithuania in a simplified procedure

Citizenship of persons at the time of submission of the application for granting the citizenship of the Republic of Lithuania	2019	2020	2021	2022	2023
Armenia	-	3	-	3	-
Azerbaijan	-	1	-	-	-
Belarus	9	10	34	6	-
Georgia	10	-	3	1	-
India	-	-	-	1	-
Israel	-	-	-	-	1
Kazakhstan	2	6	11	2	1
Latvia	-	1	-	-	1
Moldova	-	2	1	5	-
Republic of South Africa	-	-	1	-	-
Russia	36	34	34	17	-
Stateless	8	10	9	3	8
Ukraine	68	36	30	19	19
United Kingdom	-	1	-	-	-



USA	-	2	-	-	-
Uzbekistan	1	2	-	-	-
Total	135	108	123	57	30

Source. Data of the Lithuanian Migration Information System.

14.5. Number of persons to whom the citizenship of the Republic of Lithuania has been returned

Citizenship of individuals at the time of submission of the application to return the citizenship of the Republic of Lithuania	2021	2022	2023
Belarus	3	-	-
Germany	2	1	-
Israel	3	-	1
Kazakhstan	2	-	-
Malta	1	-	-
Russia	15	16	-
Stateless	1	-	-
Sweden	-	1	-
Turkey	-	1	-
Ukraine	1	1	-
United Kingdom	3	6	3
USA	-	-	1
Total	31	26	5

Source. Data of the Lithuanian Migration Information System.

14.6. Number of persons who took an oath to the Republic of Lithuania in 2019–2023

Place of oath to the Republic of Lithuania	2019	2020	2021	2022	2023
Ministry of Internal Affairs	211	146	146	207	143
Diplomatic missions and consular offices of the Republic of Lithuania	30	43	42	17	18
Total	241	189	188	224	161

Source. Data of the Lithuanian Migration Information System.

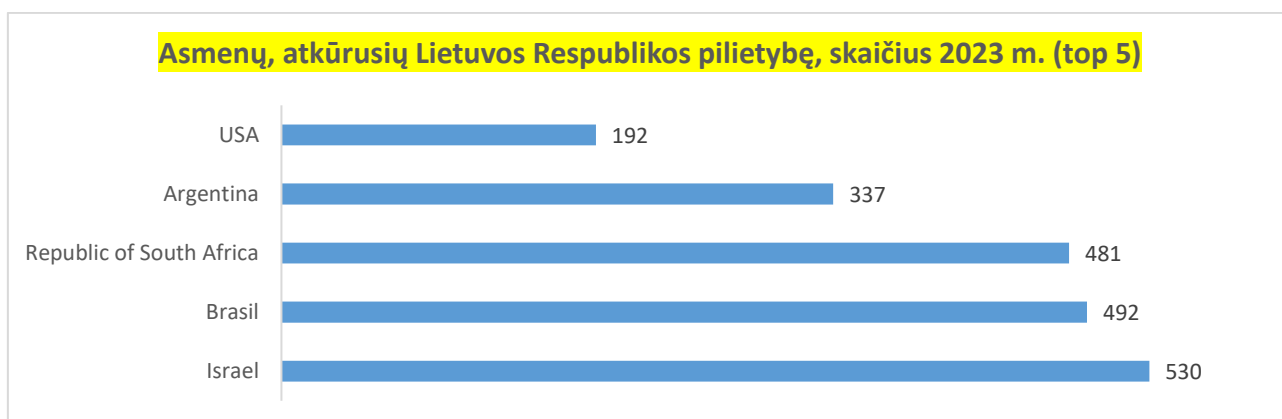
14.7. Number of persons who restored the citizenship of the Republic of Lithuania in 2019–2023

Citizenship of persons after restoration of citizenship of the Republic of Lithuania	2019	2020	2021	2022	2023
Argentina	105	284	94	323	337
Armenia	-	1	-	-	5
Australia	95	91	29	15	29
Azerbaijan	-	2	-	-	-
Belarus	18	31	17	10	11
Bolivia	-	3	-	-	-
Botswana	-	5	-	3	-
Brazil	438	1 180	761	554	492
Bulgaria	-	2	-	-	-
Canada	25	63	20	50	23
Chile	-	-	1	-	-
Colombia	7	5	7	-	2
Cuba	-	-	2	-	-
Czech Republic	-	1	-	-	1



Citizenship of persons after restoration of citizenship of the Republic of Lithuania	2019	2020	2021	2022	2023
Egypt	-	1	-	-	-
Estonia	-	2	-	-	-
France	-	4	2	1	1
Georgia	-	-	-	2	1
Germany	1	2	6	1	15
India	-	1	-	-	-
Israel	630	963	748	466	530
Italy	-	2	1	-	-
Japan	-	3	-	-	-
Kazakhstan	-	1	1	4	5
Kenya	-	-	-	-	1
Kyrgyzstan	-	3	-	-	-
Latvia	3	2	-	-	-
Mexico	24	46	52	27	22
Moldova	2	13	-	-	1
New Zealand	1	8	2	2	-
Panama	2	-	-	-	-
Paraguay	-	-	-	4	12
Peru	-	-	-	-	2
Poland	-	1	1	-	1
Portugal	1	-	-	-	-
Republic of South Africa	581	1 121	562	466	481
Republic of the Congo	-	4	-	-	-
Russia	75	296	77	88	106
Spain	-	-	-	1	-
Stateless	41	55	31	35	6
Sweden	-	-	2	-	2
Switzerland	-	4	2	-	-
Total	2 248	4 671	2 728	2 351	2 402
Turkey	-	-	-	-	1
Ukraine	12	35	13	12	12
United Kingdom	6	53	33	70	58
Uruguay	59	98	59	12	32
USA	117	279	189	201	192
Uzbekistan	-	2	-	-	-
Venezuela	5	3	6	3	18
Total	2 248	4 671	2 728	2 351	2 402

Source. Data of the Lithuanian Migration Information System.



14.8. Number of persons who have lost the citizenship of the Republic of Lithuania

Grounds for loss of citizenship of the Republic of Lithuania	2019	2020	2021	2022	2023
After renouncing the citizenship of the Republic of Lithuania	16	16	38	132	84
After acquiring the citizenship of another state	1 101	1 252	1 000	841	995
If a person who acquired the citizenship of the Republic of Lithuania by way of exception, while also being a citizen of another state, by his/her actions poses a threat to the security interests of the Republic of Lithuania, publicly expresses support for a state that poses a threat to the Republic of Lithuania and/or other European Union Member States and/or their allies in the interests of security	-	-	-	-	1
If the person to whom the requirement to submit evidence of the loss of citizenship of another state applies, has not submitted it within the deadline set in Part 13 or 14 of Article 23 of the Law on Citizenship of the Republic of Lithuania.	-	-	-	-	3
Total	1 117	1 268	1 038	973	1 083

Source. Data of the Lithuanian Migration Information System.



14.9 Exclusion of the loss of citizenship of the Republic of Lithuania by the number of persons and their citizenships in 2023

Pagrindai								
Citizenship	He/she acquired the citizenship of the Republic of Lithuania and the citizenship of another state at birth	He/she is a person who acquired the citizenship of the Republic of Lithuania at birth, but did not acquire the citizenship of another state before he/she turned 18	He/she is a person deported from the occupied Republic of Lithuania before 11 March 1990	He/she is a person who left Lithuania before 11 March 1990	He/she is a descendant of a person deported from the occupied Republic of Lithuania or who left Lithuania before 11-03-1990	He/she is a person – a citizen of the Republic of Lithuania, if he/she was adopted by citizens of another state (citizen) before he/she turned 18 and as a result he/she acquired the citizenship of another state)	He/she acquired the citizenship of another state from 01-01-2003 to 15-11-2006 and is a person who had Lithuanian citizenship before 15 June 1940 or his/her descendants	He/she acquired the citizenship of another country from 01-01-2003 to 11-15-2006 and is a person of Lithuanian origin
Albania	3	-	-	-	-	-	-	-
Australia	8	6	-	-	3	-	-	2
Austria	4	-	-	-	-	-	-	-
Azerbaijan	1	2	-	-	-	-	-	-
Bahrain	1	-	-	-	-	-	-	-
Belarus	67	22	-	-	-	-	-	-
Belgium	-	3	-	-	-	-	-	-
Bolivia	-	-	-	-	1	-	-	-
Brazil	19	2	-	-	-	-	-	-
Brazil, Italy	1	-	-	-	1	-	-	-
Bulgaria	4	1	-	-	-	-	-	-
Canada	12	23	1	1	7	-	-	8
China	2	-	-	-	-	-	-	-
Colombia	-	1	-	-	-	-	-	-
Cyprus	5	2	-	-	-	-	-	-



Pagrindai								
Citizenship	He/she acquired the citizenship of the Republic of Lithuania and the citizenship of another state at birth	He/she is a person who acquired the citizenship of the Republic of Lithuania at birth, but did not acquire the citizenship of another state before he/she turned 18	He/she is a person deported from the occupied Republic of Lithuania before 11 March 1990	He/she is a person who left Lithuania before 11 March 1990	He/she is a descendant of a person deported from the occupied Republic of Lithuania or who left Lithuania before 11-03-1990	He/she is a person – a citizen of the Republic of Lithuania, if he/she was adopted by citizens of another state (citizen) before he/she turned 18 and as a result he/she acquired the citizenship of another state)	He/she acquired the citizenship of another state from 01-01-2003 to 15-11-2006 and is a person who had Lithuanian citizenship before 15 June 1940 or his/her descendants	He/she acquired the citizenship of another country from 01-01-2003 to 11-15-2006 and is a person of Lithuanian origin
Czech Republic	3	-	-	-	-	-	-	-
Denmark	2	1	-	-	1	-	-	-
Dominican Republic	1	-	-	-	-	-	-	-
Estonia	1	1	-	-	-	-	-	-
Finland	1	3		-				
France	21	11	-	-	1	-	-	-
Germany	31	116		-	4	1	2	17
Greece	4	1	-	-	-	-	-	-
Hungary	3			-				
Iceland	1	2	-	-	-	-	-	-
Indonesia, United Kingdom	2	-	-	-	-	-	-	-
Iran, United Kingdom	1	-	-	-	-	-	-	-
Ireland	122	23	-	-	1	-	-	-



Pagrindai								
Citizenship	He/she acquired the citizenship of the Republic of Lithuania and the citizenship of another state at birth	He/she is a person who acquired the citizenship of the Republic of Lithuania at birth, but did not acquire the citizenship of another state before he/she turned 18	He/she is a person deported from the occupied Republic of Lithuania before 11 March 1990	He/she is a person who left Lithuania before 11 March 1990	He/she is a descendant of a person deported from the occupied Republic of Lithuania or who left Lithuania before 11-03-1990	He/she is a person – a citizen of the Republic of Lithuania, if he/she was adopted by citizens of another state (citizen) before he/she turned 18 and as a result he/she acquired the citizenship of another state)	He/she acquired the citizenship of another state from 01-01-2003 to 15-11-2006 and is a person who had Lithuanian citizenship before 15 June 1940 or his/her descendants	He/she acquired the citizenship of another country from 01-01-2003 to 11-15-2006 and is a person of Lithuanian origin
Ireland, Argentina	1	-	-	-	-	-	-	-
Israel	12	4	1	-	1	-	-	-
Italy	33	9	-	-	-	1	1	-
Latvia	17	5	-	-	-	-	-	-
Lebanon	-	2	-	-	-	-	-	-
Malta	2	-	-	-	-	-	-	-
Mexico	4	-	-	-	-	-	-	-
Moldova	2	-	-	-	-	-	-	-
Morocco	-	1	-	-	-	-	-	-
Netherlands	2	8	-	-	-	-	-	-
New Zealand	3	1	-	-	1	-	-	-
Norway	4	114	-	-	6	-	-	-
Peru	1	-	-	-	-	-	-	-
Philippines		2	-	-	-	-	-	-
Poland	12	2	-	-	-	-	-	1



Pagrindai								
Citizenship	He/she acquired the citizenship of the Republic of Lithuania and the citizenship of another state at birth	He/she is a person who acquired the citizenship of the Republic of Lithuania at birth, but did not acquire the citizenship of another state before he/she turned 18	He/she is a person deported from the occupied Republic of Lithuania before 11 March 1990	He/she is a person who left Lithuania before 11 March 1990	He/she is a descendant of a person deported from the occupied Republic of Lithuania or who left Lithuania before 11-03-1990	He/she is a person – a citizen of the Republic of Lithuania, if he/she was adopted by citizens of another state (citizen) before he/she turned 18 and as a result he/she acquired the citizenship of another state)	He/she acquired the citizenship of another state from 01-01-2003 to 15-11-2006 and is a person who had Lithuanian citizenship before 15 June 1940 or his/her descendants	He/she acquired the citizenship of another country from 01-01-2003 to 11-15-2006 and is a person of Lithuanian origin
Portugal	15	5	-	-	-	-	-	-
Republic of South Africa	2	-	-	-	-	-	-	-
Romania	1	-	-	-	-	-	-	-
Russia	37	90	-	-	3	-	-	3
Slovakia	4	-	-	-	-	-	-	-
Spain	20	8	-	-	-	-	-	-
Spain, USA	1	-	-	-	-	-	-	-
Sweden	15	90	-	-	11	-	-	1
Switzerland	3	-	-	-	-	-	-	-
Syria	1	-	-	-	-	-	-	-
Thailand	-	1	-	-	-	-	-	-
Turkey	15	-	-	-	-	-	-	-
Ukraine	6	1	-	-	-	-	-	-
United Kingdom	524	520	-	-	19	-	-	2



Pagrindai								
Citizenship	He/she acquired the citizenship of the Republic of Lithuania and the citizenship of another state at birth	He/she is a person who acquired the citizenship of the Republic of Lithuania at birth, but did not acquire the citizenship of another state before he/she turned 18	He/she is a person deported from the occupied Republic of Lithuania before 11 March 1990	He/she is a person who left Lithuania before 11 March 1990	He/she is a descendant of a person deported from the occupied Republic of Lithuania or who left Lithuania before 11-03-1990	He/she is a person – a citizen of the Republic of Lithuania, if he/she was adopted by citizens of another state (citizen) before he/she turned 18 and as a result he/she acquired the citizenship of another state)	He/she acquired the citizenship of another state from 01-01-2003 to 15-11-2006 and is a person who had Lithuanian citizenship before 15 June 1940 or his/her descendants	He/she acquired the citizenship of another country from 01-01-2003 to 11-15-2006 and is a person of Lithuanian origin
United Kingdom, Algeria	-	1	-	-	-	-	-	-
United Kingdom, France	1	-	-	-	-	-	-	-
United Kingdom, Portugal	1	-	-	-	-	-	-	-
USA	98	35	-	-	94	2	-	43
USA, Israel	1	-	-	-	-	-	-	-
TOTAL:	1 158	1 119	2	1	153	4	3	77

Source. Data of the Lithuanian Migration Information System.



**14.10. Number of persons who lost their citizenship of the Republic of Lithuania in 2019-2023
by acquired citizenships of other countries**

Citizenship of another state achieved by persons	2019	2020	2021	2022	2023
Afghanistan	-	-	2	-	-
Australia	6	4	6	3	8
Austria	8	8	3	3	5
Belarus	9	8	14	2	4
Belgium	7	9	11	2	4
Canada	15	15	23	11	13
Colombia	-	-	-	-	1
Cyprus	1	3	-	-	1
Czech Republic	-	2	-	-	-
Denmark	9	11	18	10	10
Estonia	-	3	-	1	1
Finland	15	9	1	10	6
France	12	4	10	6	6
Germany	217	347	282	127	270
Greece	-	-	-	-	1
Hungary	-	-	-	1	1
Iceland	5	2	3	6	4
Ireland	56	36	15	30	29
Israel	9	12	16	3	14
Italy	7	8	9	2	3
Japan	-	-	-	-	1
Kazakhstan	-	-	1	-	-
Kyrgyzstan	-	-	-	-	1
Latvia	1	3	1	3	-
Luxembourg	-	1	-	-	-
Malta	-	1	-	-	-
Netherlands	20	12	19	9	15
New Zealand	-	-	-	-	1
Norway	130	170	101	132	173
Poland	9	5	4	4	2
Portugal	-	1	1	3	-
Romania	-	1	-	-	-
Russia	134	98	148	29	98
Spain	9	16	14	20	12
Sweden	121	189	162	90	127
Switzerland	3	11	4	3	2
Turkey	-	-	1	1	-



Citizenship of another state achieved by persons	2019	2020	2021	2022	2023
Ukraine	5	1	5	5	6
United Kingdom	236	213	119	117	98
USA	57	65	44	38	78
Uzbekistan	-	-	1	-	-
Total	1 101	1 268	1 038	671	995

Source. Data of the Lithuanian Migration Information System.

14.11. Number of issued certificates confirming the right to restore the citizenship of the Republic of Lithuania and certificates confirming Lithuanian origin by foreigner's citizenship

Citizenship	2019		2020		2021		2022		2023	
	TA*	KM**	TA*	KM**	TA*	KM**	TA*	KM**	TA*	KM**
Belarus	28	162	38	128	32	67	1	5	16	37
Brazil	-	-	-	-	-	-	-	-	1	-
Canada	-	-	-	-	-	-	3	1	1	-
Israel	-	-	-	-	-	1	1	-	3	-
Italy	-	-	-	-	-	-	-	-	-	1
Kazakhstan	-	4	-	1	-	2	-	2	2	1
Latvia	1	-	-	-	-	-	-	-	-	-
Poland	-	2	-	-	-	1	-	-	1	-
Russia	13	41	21	41	3	45	15	59	45	249
Stateless	-	-	-	-	-	-	-	1	-	-
Turkmenistan	1	-	-	-	-	-	-	-	-	-
Ukraine	-	3	3	5	-	2	-	4	1	3
United Kingdom	-	1	-	-	-	1	-	-	-	1
USA	-	1	-	2	-	1	-	-	1	1
Uzbekistan	-	-	-	1	-	-	-	-	-	-
Total	43	214	62	178	35	120	20	79	71	293

*TA – a certificate confirming the right to restore the citizenship of the Republic of Lithuania.

**KM – a certificate confirming Lithuanian origin.

Source. Data of the Lithuanian Migration Information System.

14.12. Number of decisions on granting transferable person status by citizenship

Citizenship	2020		2021		2022		2023	
	to grant	do not grant	to grant	do not grant	to grant	do not grant	to grant	do not grant
Lithuania	-	-	-	-	33	-	10	-
Lithuania and Ukraine	-	-	-	-	22	-	13	1
Ukraine	-	-	-	-	31	10	38	4
Venezuela	109	21	47	4	5	-	-	-
Total	109	21	47	4	91	10	61	5

Source. Data of the Lithuanian Migration Information System.



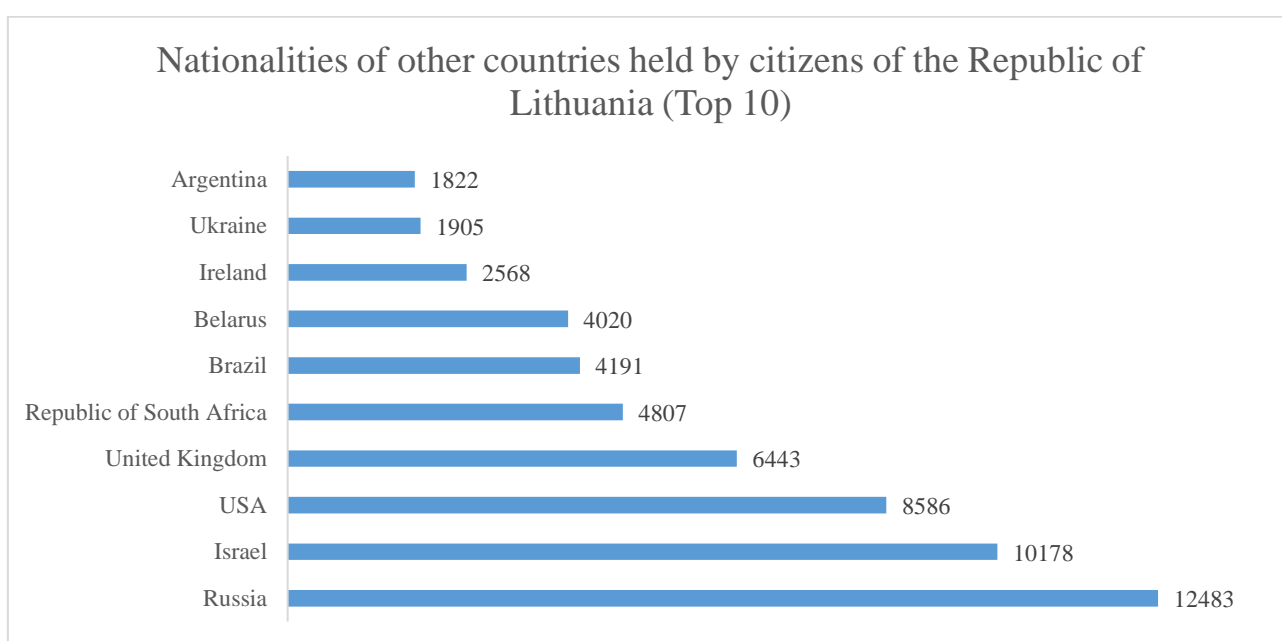
14.13. Nationalities of other countries held by citizens of the Republic of Lithuania on 31 December 2023

Citizenship	Number	Citizenship	Number	Citizenship	Number
Afghanistan	16	Gambia	1	Pakistan	22
Albania	27	Georgia	106	Palestine	1
Algeria	61	Germany	1 392	Panama	8
Andorra	2	Ghana	4	Paraguay	19
Angola	1	Greece	106	Peru	16
Argentina	1 822	Grenada	1	Philippines	20
Armenia	95	Guatemala	3	Poland	510
Australia	1 016	Guinea	1	Portugal	155
Austria	33	Guyana	4	Republic of South Africa	4 807
Azerbaijan	57	Hungary	29	Republic of the Congo	2
Bahamas	1	Iceland	45	Romania	46
Bahrain	4	India	15	Russia	12 483
Bangladesh	4	Indonesia	10	Salvador	1
Belarus	4 020	Iran	14	Saudi Arabia	4
Belgium	113	Iraq	7	Senegal	3
Belize	2	Ireland	2 568	Serbia	17
Bolivia	8	Israel	10 178	Sierra Leone	2
Bosnia and Herzegovina	5	Italy	806	Singapore	4
Botswana	8	Japan	72	Slovakia	32
Brazil	4 191	Jersey	1	Slovenia	11
British Virgin Islands	2	Jordan	21	South Korea	18
Bulgaria	44	Kazakhstan	228	Spain	421
Burkina Faso	1	Kenya	4	Suriname	1
Cambodia	1	Kosovo	2	Sweden	449
Cameroon	1	Kyrgyzstan	21	Switzerland	91
Canada	1 184	Laos	2	Syria	11
Chile	25	Latvia	348	Taiwan	3
China	17	Lebanon	88	Tajikistan	4
Colombia	175	Libya	1	Thailand	18
Costa Rica	13	Luxembourg	17	Togo	2
Croatia	26	Malaysia	8	Tunisia	34
Cuba	3	Maldives	1	Turkey	278
Cyprus	63	Malio	4	Turkmenistan	9
Czech Republic	20	Malta	18	Ukraine	1 905
Democratic Republic of Congo	4	Mauritius	4	United Arab Emirates	6
Denmark	142	Mexico	481	United Kingdom	6 443
Dominica	1	Moldova	194	Uruguay	529



Citizenship	Number	Citizenship	Number	Citizenship	Number
Dominican Republic	2	Morocco	35	USA	8 586
Ecuador	20	Namibia	3	Uzbekistan	32
Egypt	75	Netherlands	232	Venezuela	217
Estonia	100	New Zealand	91	Vietnam	3
Ethiopia	4	Nigeria	21	Yugoslavia	6
Finland	93	North Macedonia	7	Zambia	1
France	530	Norway	374	Zimbabwe	9
Gabon	1	Oman	2	Total	68 842

Source. Data of the Lithuanian Migration Information System.





15. REPRESENTATION IN THE COURTS

15.1. Representation in administrative courts in matters of competence of the Migration Department in 2023 according to the object of the complaint

Object of complaint	Proceedings have been initiated		VRAC				SACL	
	VRAC	SACL	Decision of the Migration Department upheld	Priimta sprendimų nutraukti administracinę bylą ir palikti skundą nenagrinėta	VRAC	SACL	Decision of the Migration Department upheld	Migracijos departamento sprendimas panaikintas
Regarding citizenship	7	4	1	1	1	1	-	2
Regarding refusal to issue a permanent residence permit/revocation of a permanent residence permit	91	29	11	13	20	8	-	12
Regarding the decision to refuse to issue a temporary residence permit / renew / withdraw a temporary residence permit	439	151	100	31	30	89	-	13
Regarding asylum	188	97	21	23	21	63	-	22
Regarding visa	31	15	14	1	-	6	-	1
Regarding the obligation to leave the Republic of Lithuania / return / annulment of the decision to deport a foreigner from the Republic of Lithuania	21	5	9	3	2	2	-	2
Regarding the ban on entering the Republic of Lithuania	59	20	13	3	11	9	-	4
Total	836	321	169	75	85	178	0	56



16. CONSULAR FEE, STATE FEE AND FINES

[16.1. Collection of consular fee for issuing visas, other documents and consular services provided](#)

[16.2. State fee collection](#)

[16.3. Penalties for administrative offenses according to the articles of the Code of Administrative Offenses \(ANK\)](#)



16.1. Collection of consular fee for issuing visas, other documents and consular services provided
(EUR thousand)

Name of the consular fee facility	2019	2020	2021	2022	2023
For issuing a visa	16 069.7	4 526.0	4 667.1	4 828.5	2 654.1
For issuing a simplified transit document	80.7	8.7	1.5	59.0	74.2
For other consular services rendered	3 748.4	3 185.1	5 280.4	4 901.0	4 821.3
Total	19 898.8	7 719.8	9 949.0	9 788.5	7 549.5

Source. Data from the Consular Department of the Ministry of Foreign Affairs.

16.2. State fee collection
(thousand EUR)

	2019	2020	2021	2022	2023
Total	25 795.8	157042	21 5959	33 8609	37 9786

Sources: **2019:** Data of the Chancellery of the President of the Republic of Lithuania, Migration Department, Migration Department, State Border Guard Service, **2020-2023:** Data of the State Tax Inspectorate under the Ministry of Finance of the Republic of Lithuania.

16.3. Penalties for administrative offenses according to the articles of the Code of Administrative Offenses (ANK).

Articles of ANK	Fines paid, EUR				
	2019	2020	2021	2022	2023
Article 528	200	638	513	338	1 403
Article 530	-	27	118	56	-
Article 532	1 200	-	-	-	300
Article 534	72	52	56	14	34
Article 535	45	-	-	-	-
Article 537	1 715	1 161	1 430	822	2 755
Article 538	6 400	9 610	7 280	88 159	38 241
Article 539	105	-	35	-	-
Article 540	-	-	-	-	-
Article 541	150	8 087	7 775	3 104	2 486
Article 542	630	12 634	11 880	4 034	6 207
Total	10 517	32 209	29 087	96 527	51 426

Source. Data from the register of administrative offenses.